



TOOLS & EQUIPMENT



TOOLS & EQUIPMENT

For the professional!

GROZ

CI 23



Groz has always exceeded the expectations of tool manufacturers and users the world over. Groz carefully makes each tool under stringent quality control processes that are achieved in a hi-tech environment spread over 500,000 square feet



Total quality & control via advanced horizontal & vertical machining centres



Robotically armed & conveyORIZED double booth powder coating plant with a capacity of 15 million sq inches / month



Pressure die casting - PLC controlled semi automatic equipment



Multi-station Cold Forging Shop with equipment from NEDSCHROEF, Belgium, for manufacture of high volume automotive parts, sockets etc.




Multi-Spindle Turning Machines - Davenport's for high volume production & concentricity



Design Center, with high end software & equipment to develop custom solutions

QUICK FACTS



YRS IN BUSINESS

40+



GLOBAL REACH

82 COUNTRIES



SELLING POINTS

5,000



SKU'S

12,000



EMPLOYEES

2,592



ENGINEERS

125



Quality Assurance Statement

The satisfaction of all customers is the fundamental principle of the GROZ corporate philosophy

GROZ stands committed to the quality of its products and service with the assurance of complete back-up support

With a wide range of products, prompt service and vast experience, GROZ remains dedicated to the customer



INSIDE

I

PROFESSIONAL HAND TOOLS



SOCKETS & SOCKET ACCESSORIES

Hand Sockets	9
Socket Accessories	15
Slim Line Ratchet Handles	18
Push Through Ratchet Handle	19
Round Head Ratchet Handle	19
Dual Drive Ratchet Handles	20
Pear Head Ratchet Handle	20
Hand Socket Sets in Metal Cases	21
Hand Socket Sets in Blow Moulded Cases	22
Hand Socket Sets On Rails	24
Impact Sockets - Hex	26
Impact Socket Sets - Hex	28

IMPACT & RATCHET WRENCHES

3/8" Impact Wrench - Standard	32
3/8" Impact Wrench - PRO+ Series	33
1/2" Impact Wrench - Standard	34
1/2" Impact Wrench - PRO Series	35
1/2" Impact Wrench - PRO+ Series	36
3/4" Impact Wrench - Standard	37
1" Impact Wrench - Standard	38
3/8" Ratchet Wrench - Standard	40
1/2" Ratchet Wrench - Standard	41

AUTOMOTIVE TOOLS & ACCESSORIES

Tyre Levers	42
Roll Head Pry Bars	42
Screw Extractor Set	43
Oil Filter Wrench	43
Piston Ring Compressors	43
Gear Pullers	44
Hydraulic Bottle Jacks	45

SCREWDRIVERS & HEX KEYS

Hexagon Key Sets	47
Screwdrivers - Hex Shank	50
Insta Drive	51
Retra Drive	52
Retra Lite	53

TORQUE TOOLS

Professional Ratcheting Torque Wrenches	54
Classic Torque Wrenches	56
Aluminium Torque Wrenches	57
Torque Multipliers	58

TOOL STORAGE & ASSORTMENTS

Tool Cart	59
Tool Chest	59
Portable Workstations	60
Universal Tool Kit - 154 Piece	62
Automotive Tools Kit - 84 Piece	64
Automotive Tools Kit - 65 Piece	66
Tool Assortments	67
Aluminium Tool Box	77
Mechanic's Tool Kit	78
5 Tray Cantilever Tool Box	80
5 Tray Cantilever Tool Box With Tools	81
Nylon Tool Bags	82
Back Pack	83

SPANNERS & WRENCHES

Reversible Ratcheting Spanners	84
Slogging Wrenches	85

PLIERS & CUTTERS

Insulation Pliers	86
Circlip Pliers	87
Water Pump Pliers	88
Self Locking Pliers	89
Adjustable Pipe Wrenches - Stillson Pattern	89
Adjustable Wrenches	90
Retra Knife	91
Retractable Utility Knife	92

STRIKING TOOLS

Indestructible Handle Club Hammers	95
Indestructible Handle Sledge Hammers	96
Indestructible Handle Copper Head Sledge Hammers	97
Indestructible Handle Brass Head Sledge Hammers	98
Indestructible Handle Machinist's Hammers - DIN 1041	99
Indestructible Handle Ball Pein Hammers	100
Indestructible Handle Cross Pein Hammers	101
Indestructible Handle Claw Hammer	101
Double Face Plastic Mallet	104
Centre Punches Round Head	105
Automatic Centre Punch	105
Steel Stamps	106

VICES & CLAMPS

Engineer's Steel Bench Vices	107
Mechanic's Vices / Bench Vices	107
Drill Press Vices - Unigrip	108
Drill Press Vices - Precision	108

Hand Vices	109
G Clamps - General Purpose	110

HACKSAW FRAMES & BLADES

Super Cut Hi-Tension Hacksaw	110
Handyman's Hacksaw	111
Hacksaw Frame Professional	111
Junior Saw Frame	112
Hacksaw Blades	112

TAPS, DIES & HOLDERS

Adjustable Tap & Reamer Wrenches - Bar Type	113
Dies Stock Holders For Round Dies	113
Tap Wrenches - T Handle Type	114
Tap & Die Sets	115

SPECIALITY HAND TOOLS

Brass Hammer	115
2 Jaw Hand Riveter	116
Nut Riveter Kit	117
2 Jaw Lazy Tong Hand Riveter	117



PRECISION ENGINEERING TOOLS



MEASURING & MARKING TOOLS

Digital Calipers	119
Vernier Calipers	120
Dial Calipers	121
Digital Depth Gauges	122
Vernier Depth Gauges	123
Digital Outside Micrometers	124
Outside Micrometers	126
Digital Height Gauge	127
Combination Squares	128
Internal Dial Calipers	129
Dial Test Indicators	129
Digital Indicators	130
Dial Indicators	130
Feeler Gauges	131
Radius Gauges	131
Engineer's Precision Squares	132
Machinist's Squares	132
Spring Calipers & Dividers	133
Machinist Scriber	133

SET-UP TOOLS

Magnetic Vee Blocks	134
Magnetic Bases	135

Knurling Tool Holders	136
Edge Finders	136

PRECISION VICES

Tool Makers Steel Vice - Super Precision	137
Milling Machine Vices - Super Precision	138
Angular Machine Vices - Super Precision	139
3 Way Tilting Vices - Super Precision	140
Sine Vices - Super Precision	141

INSPECTION TOOLS

Video Borescope - Video Inspection System	142
Video Borescope - Wireless Video Inspection System	143
The Seeker 8:1 Mid Range Infrared Thermometer	144



LED WORK LIGHTS



FLOODLIGHTS

LED 15W Floodlight	146
LED 15W Super Cool Floodlight	147
LED 18W Floodlight	148
LED 27W Floodlight	149
LED 45W Floodlight	150

LIGHT BARS

LED 36W Light Bar	151
LED 72W Light Bar	152
LED 132W Light Bar	153

SITE LAMPS

LED 9W Rechargeable Site Lamp	154
LED 9W Rechargeable Site Lamp with Magnetic Base	155
LED 15W Portable Lamp with Magnetic Base	156
LED 15W Rechargeable Site Lamp	157
LED 27W Site Lamp	158
LED 54W Site Lamp	159

WORK LIGHTS

LED 60 SMD Rechargeable Work Light	160
7 SMD + 3W LED Lithium-ion Rechargeable Inspection Light	161
6W COB + 1W SMD LED Slim Rechargeable Work Light	162
LED 200 SMD Rechargeable Underhood Work Light	164

FLASHLIGHTS

LED Flashlight With Telescopic Magnetic Pick-Up	164
4 Aluminium Mini Flashlights	165
LED Flashlight	165

HEAD LIGHTS

LED 3W Professional Head Light (With Built-In Hand Sensor)	166
LED Head Light	166

IV

FLUID HANDLING EQUIPMENT



GREASING EQUIPMENT

The Ultimate Grease Gun	168
Lever Grease Gun - Heavy Duty	168
Lever Grease Guns - Heavy Duty (V Series)	169
Lever Grease Guns (V Series)	169
Lever Grease Gun - Super Value	170
"Supa Lite" Lever Grease Gun	170
Pistol Grip Grease Gun	171
Mini Lever Grease Gun	171
Mini Pistol Grease Gun - Deluxe	172
Air Operated Grease Gun	172
19.2V Battery Powered Grease Gun	173
Hydraulic Couplers - Standard	174
Hydraulic Couplers - Professional	174
Hydraulic Couplers - Heavy Duty	175
Hydraulic Coupler - 360°	175
Quick Dis-connect Hydraulic Coupler	176
Button Head Couplers	177
Grease Gun Hoses	178
Grease Gun Steel Extensions	178
Grease Cartridge	179
Grease Fitting Set	179
Grease Fittings	180
Easy Out Tools	181
Grease Fitting Thread Tester	181
Grease Feeders	182
Ezee Lube Kit	183
Portable Greasing System - Manual	184
Foot Operated Grease Pump	185
Bucket Grease Pumps	186
Air Operated Grease Ratio Pumps 50:1	188
High Volume Grease Ratio Pump System 50:1	190
Trolley Mounted Grease Pump Kits	191
Maxilube® Air Operated 50:1 Grease Pump	192
Portable Greasing System (Macnaught)	192
Grease Control Valve - Professional	193

Grease Control Valve - Booster	193
Grease Control Valve - Metered	194

OILING EQUIPMENT

Lever Action Barrel Pump	195
Rotary Barrel Pump - V Series	195
Stainless Steel Rotary Drum Pump	196
Ezee Flow Pump	197
Bucket Oil Pumps - V Series	198
Bucket Oil Pump With Meter	198
Trolley Mounted Oil Pump Kits	199
Air Operated Stainless Steel Pump	200
Air Operated Oil Ratio Pumps	200
Air Operated Plastic Transfer Pump	202
Industrial Duty Air Operated Oil Ratio Pump 6.5:1	203
3:1 Air Operated Bucket Oil Ratio Pump	204
Portable Oiling System	204
OIL MASTER® Air Operated 5:1 Oil Pump	205
r-Series™ Industrial Air Operated Oil Ratio Pumps	206
Waste Oil Evacuation Kits	207
Air Operated Double Diaphragm Pumps	208
Electric Oil Pumps	210
Bung Nut	211
Hydraulic Hoses	211
Mechanical Oil Meter	212
Electronic Oil Meter	213
Mechanical Oil Control Gun	214
Electronic Oil Control Gun	215
Electronic Pre-Set Oil Control Gun	216
Mechanical Heavy Duty Oil Control Gun	217
Oil Control Guns	218
Transfer Gun	219
Oil Cans - V Series	219
Flexible Spout Measures	220
Smart Funnels	220
Fuel & Oil Funnels	221
Conical Funnels	221

HOSE REELS

Metal Hose Reels	222
Retracta® Auto Rewind Hose Reels	224

WASTE OIL HANDLING

Electric Waste Oil Pump	225
Waste Oil Drain - Pressurized	226
Waste Oil Drain - Gravity Feed	227
Heavy Duty Steel Truck Drain	228
Truck Drain	229
Drain Pan	230

FUEL HANDLING EQUIPMENT

Heavy Duty Explosion Proof High Flow Electric Fuel Pumps	231
Heavy Duty Explosion Proof Electric Fuel Pumps	232
Continuous Duty Electric Diesel Pump	234
Mini Bowser - Diesel Refilling System	235
Electric Diesel Pumps - Base Mount	236
Submersible Diesel Pumps	237
Industrial Rotary Fuel Pumps	238
Rotary Booster Pump 3:1	239
Rapidflo™ Rotary Fuel Transfer Pump	239
Mechanical Diesel Meter	240
Digital Fuel Meter	241
Mechanical Oval Gear Fuel Meter	242
In-Line Flow Meter	243
Digital Oval Gear Fuel Meter	244
Fuel Control Nozzles - Manual	245
Fuel Control Nozzles - Automatic	245
Fuel Control Nozzles - Metered	246
Dual Plane Fuel Nozzle Swivel	247
Fuel Dispensing Kits	248
Filter Wrench	248
High Flow 10 Micron Fuel Filter	249
Fuel Filter - Spin On Cartridge Style	250

DEF HANDLING EQUIPMENT

DEF Digital Turbine Meter	251
DEF Transfer Systems	252
DEF Control Nozzle - Manual	254
DEF Control Nozzle - Automatic	255

SPECIALITY PUMPS

Nylon Chemical Pump	256
Plastic Rotary Pump	256
Plastic Lever Pump	257
Diaphragm / Bilge Pump	258
Siphon Pumps	259

DRUM HANDLING EQUIPMENT

Drum Faucet / Tap	260
Drum Cradle	260
Drum Level Indicator	261
Drum Wrench	262
Drum Trolleys	262
Drum Dolly	264
Low Profile Drum Trolley	264

AIR LINE ACCESSORIES

Reciprocating Belt Driven Air Compressors	265
2HP Reciprocating Direct Drive Air Compressor	268
Air Blow Guns	269
Lever Air Blow Guns - Pro Series	270
Polyurethane Coil Hose	271
Digital Pressure Gauge	272
Air Line Hose	272
One Touch Air Line Fitting	272
Filter Regulator Combination	273
Filter Regulator & Lubricator - 2 Pc	273
Tyre Inflator Gauge For Cars	274
Tyre Inflator Gauge For Trucks	275

V

LUBRICANTS & PENETRANTS



RUST PREVENTION & REMOVAL

Rust Remover Gel	277
Rust Preventive Lubricant Spray	278
Penetrating Rust Solvent Spray	280

NEW ADDITIONS

Our commitment to bring new & innovative tools with the same trust & quality that the GROZ brand stands for, continues even stronger

This catalogue showcases an extension to the range of automotive / workshop tools with the highest number of new additions ever

Carefully designed and manufactured to exacting standards that will continue to make GROZ Tools the #1 choice for professional users worldwide

LOOK OUT
FOR
NEW!
THROUGHOUT
THE CATALOGUE

**4V Insta Drive
Screwdriver**



51

**Retra
Lite**



53

**Classic
Torque
Wrenches**



56

**Aluminium
Torque
Wrenches**



57

**Torque
Multiplier**




58

**Tool Cart &
Tool Chest**



59

**Tool
Assortment**



67

**Bag
Pack**



83

**Retractable
Utility Knife**



92

**Hand
Vice**



109

**LED
Slim
Worklight**



162

**Digital Oval
Gear Fuel Meter**



244

**DEF Transfer
Systems**



252

**DEF Control
Nozzle - Manual**



254

**DEF Control
Nozzle -
Automatic**



255



PROFESSIONAL HAND TOOLS

HAND SOCKETS



Super Grip Profile

Ultra Premium Finish

Knurled Band



CONFORMS TO	CONFORMS TO
ISO 3120	ISO 3315

All GROZ sockets meet or exceed DIN 3120 Standard by 30%

CHROME VANADIUM	
HARDNESS	SUPER GRIP
 38-55 HRC	

Chrome Vanadium Construction

Cold forged from high quality chrome vanadium steel, precisely hardened for increased durability

Ultra Premium Finish*

High quality attractive ultra premium finish provides a scratch proof surface with enhanced protection against corrosion

Super Grip Profile*

GROZ Sockets incorporate the super grip profile that features round points facilitating contact between socket wall & fastener wall, keeping pressure off the corners

This ensures:

1. Transmission of higher torque
2. Firm grip & enhanced engagement
3. Increased durability: Stress concentration in corners eliminated

Knurled Band*

Provides a non-slip grip even in slippery applications found usually in workshops

Marking & Branding

Branding & size stamped on each individual socket ensures quick and convenient identification

The range includes:

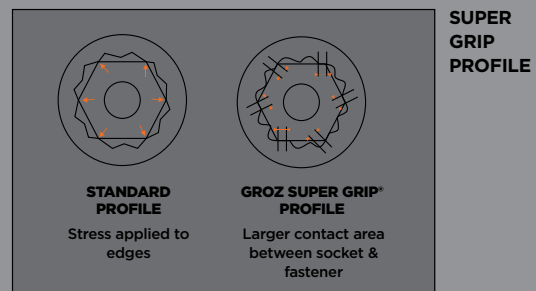
A. Hex Sockets with 6 Point Contact

Specially engineered to fit onto & securely grip fasteners. Prevents damage to fastener by gripping sides only & not the corners of the fasteners

B. Bi-Hex Sockets with 12 Point Contact


12 Point / Bi-Hex Sockets have more points of contact so there are more angles at which the socket will fit onto a fastener


These are designed for use in professional automotive workshops, on agricultural / construction machinery & for several other industrial applications



*only on 1/4", 3/8" & 1/2" sockets

01
**Hand
Sockets**
SKT

1/4" DRIVE

ORDERING INFORMATION

CAT NR.	SIZE	L (MM)	D1 (MM)	D2 (MM)	BOX QTY.
	(MM)				
HEX SOCKETS 					
SKT/H/1-4/4/UG	4	25	6.80	4	10
SKT/H/1-4/4.5/UG	4.5	25	7.10	4.5	10
SKT/H/1-4/5/UG	5	25	8.00	5	10
SKT/H/1-4/5.5/UG	5.5	25	8.30	5.5	10
SKT/H/1-4/6/UG	6	25	9.30	6	10
SKT/H/1-4/7/UG	7	25	10.50	7	10
SKT/H/1-4/8/UG	8	25	11.85	8	10
SKT/H/1-4/9/UG	9	25	12.85	9	10
SKT/H/1-4/10/UG	10	25	13.85	10	10
SKT/H/1-4/11/UG	11	25	15.85	11	10
SKT/H/1-4/12/UG	12	25	16.85	12	10
SKT/H/1-4/13/UG	13	25	17.85	13	10
SKT/H/1-4/14/UG	14	25	19.65	14	10


HEX SOCKETS - DEEP
NEW!

SKT/H/1-4/5D/UG	5	50	8.0	11.9	10
SKT/H/1-4/6D/UG	6	50	9.3	11.9	10
SKT/H/1-4/7D/UG	7	50	10.5	11.9	10
SKT/H/1-4/8D/UG	8	50	11.9	11.9	10
SKT/H/1-4/9D/UG	9	50	13.2	13.2	10
SKT/H/1-4/10D/UG	10	50	14.6	14.6	10
SKT/H/1-4/11D/UG	11	50	15.9	15.9	10
SKT/H/1-4/12D/UG	12	50	17	17	10
SKT/H/1-4/13D/UG	13	50	18	18	10

POZI BIT SOCKETS

SKT/1-4/PZ1/UG	PZ1	37	6.35	12	10
SKT/1-4/PZ2/UG	PZ2	37	6.35	12	10
SKT/1-4/PZ3/UG	PZ3	37	6.35	12	10

ORDERING INFORMATION

CAT NR.	SIZE	L (MM)	D1 (MM)	D2 (MM)	BOX QTY.
	(MM)				
HEX BIT SOCKETS 					
SKT/1-4/H3/UG	3	37	3	12	10
SKT/1-4/H4/UG	4	37	4	12	10
SKT/1-4/H5/UG	5	37	5	12	10
SKT/1-4/H6/UG	6	37	6	12	10
SKT/1-4/H7/UG	7	37	7	12	10
SKT/1-4/H8/UG	8	37	8	12	10
SKT/1-4/H10/UG	10	37	10	12	10

TORX BIT SOCKETS

SKT/1-4/T8/UG	T8	37	2.25	12	10
SKT/1-4/T10/UG	T10	37	2.70	12	10
SKT/1-4/T15/UG	T15	37	3.25	12	10
SKT/1-4/T20/UG	T20	37	3.80	12	10
SKT/1-4/T25/UG	T25	37	4.40	12	10
SKT/1-4/T27/UG	T27	37	5.0	12	10
SKT/1-4/T30/UG	T30	37	5.50	12	10
SKT/1-4/T40/UG	T40	37	6.60	12	10

SLOTTED BIT SOCKETS

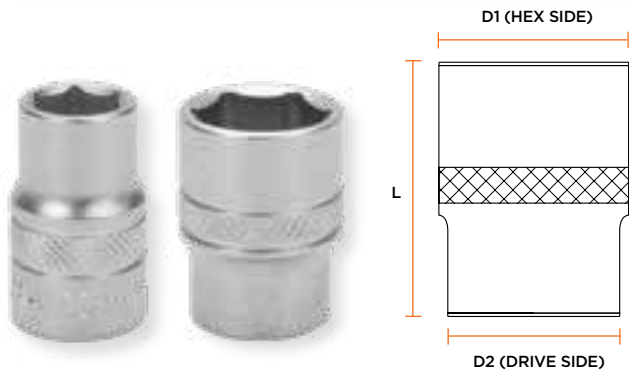
SKT/1-4/S4/UG	4	37	4	12	10
SKT/1-4/S5.5/UG	5.5	37	5.5	12	10
SKT/1-4/S7/UG	7	37	7	12	10

PHILIPS BIT SOCKETS

SKT/1-4/PH1/UG	PH1	37	6.35	12	10
SKT/1-4/PH2/UG	PH2	37	6.35	12	10
SKT/1-4/PH3/UG	PH3	37	6.35	12	10

Hand Sockets (continued)

3/8" DRIVE



ORDERING INFORMATION

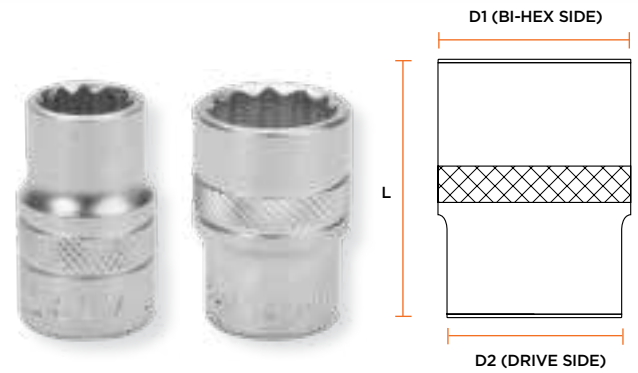
CAT NR.	SIZE	L	D1	D2	BOX QTY.
	(MM)	(MM)	(MM)	(MM)	

HEX SOCKETS



SKT/H/3-8/6/UG	6	28	10.20	16.9	15
SKT/H/3-8/7/UG	7	28	10.60	16.9	15
*SKT/H/3-8/8/UG	8	28	11.80	16.9	15
SKT/H/3-8/9/UG	9	28	13.20	16.9	15
*SKT/H/3-8/10/UG	10	28	14.50	16.9	15
SKT/H/3-8/11/UG	11	28	15.70	16.9	15
*SKT/H/3-8/12/UG	12	28	16.90	16	15
*SKT/H/3-8/13/UG	13	28	17.90	16.5	15
*SKT/H/3-8/14/UG	14	28	19.70	17	15
SKT/H/3-8/15/UG	15	28	20.90	18	12
SKT/H/3-8/16/UG	16	30	21.90	19	12
*SKT/H/3-8/17/UG	17	30	23.45	20	10
SKT/H/3-8/18/UG	18	30	24.65	21	10
*SKT/H/3-8/19/UG	19	30	25.85	23	10
SKT/H/3-8/20/UG	20	32	27.15	24	8
SKT/H/3-8/21/UG	21	32	27.85	25	8
SKT/H/3-8/22/UG	22	32	29.65	26	6

* Best Seller



ORDERING INFORMATION

CAT NR.	SIZE	L	D1	D2	BOX QTY.
	(MM)	(MM)	(MM)	(MM)	

BI-HEX SOCKETS



SKT/BH/3-8/6/UG	6	28	10.20	16.90	15
SKT/BH/3-8/7/UG	7	28	10.60	16.90	15
*SKT/BH/3-8/8/UG	8	28	11.80	16.90	15
SKT/BH/3-8/9/UG	9	28	13.20	16.90	15
*SKT/BH/3-8/10/UG	10	28	14.50	16.90	15
SKT/BH/3-8/11/UG	11	28	15.70	16.90	15
*SKT/BH/3-8/12/UG	12	28	16.90	16.00	15
*SKT/BH/3-8/13/UG	13	28	17.90	16.50	15
*SKT/BH/3-8/14/UG	14	28	19.70	17.00	15
SKT/BH/3-8/15/UG	15	28	20.90	18.00	12
SKT/BH/3-8/16/UG	16	30	21.90	19.00	12
*SKT/BH/3-8/17/UG	17	30	23.45	20.00	10
SKT/BH/3-8/18/UG	18	30	24.65	21.00	10
*SKT/BH/3-8/19/UG	19	30	25.85	23.00	10
SKT/BH/3-8/20/UG	20	32	27.15	24.00	8
SKT/BH/3-8/21/UG	21	32	27.85	25.00	8
SKT/BH/3-8/22/UG	22	32	29.65	26.00	6

* Best Seller



1/2" DRIVE



ORDERING INFORMATION

CAT NR.	SIZE	L (MM)	D1 (MM)	D2 (MM)	BOX QTY.
	(MM)				

HEX SOCKETS



*SKT/H/1-2/8/UG	8	38	13.20	21.80	15
SKT/H/1-2/9/UG	9	38	13.90	21.80	15
*SKT/H/1-2/10/UG	10	38	15.00	21.80	15
SKT/H/1-2/11/UG	11	38	16.30	21.80	15
*SKT/H/1-2/12/UG	12	38	17.60	21.80	15
*SKT/H/1-2/13/UG	13	38	18.80	21.80	15
*SKT/H/1-2/14/UG	14	38	20.40	21.80	15
SKT/H/1-2/15/UG	15	38	21.65	20.70	12
SKT/H/1-2/16/UG	16	38	22.90	21.50	12
*SKT/H/1-2/17/UG	17	38	23.90	22.00	10
SKT/H/1-2/18/UG	18	38	25.45	23.00	10
*SKT/H/1-2/19/UG	19	38	25.85	23.00	10
SKT/H/1-2/20/UG	20	38	27.85	24.00	8
*SKT/H/1-2/21/UG	21	38	27.85	25.00	6
SKT/H/1-2/22/UG	22	40	29.85	26.00	6
SKT/H/1-2/23/UG	23	40	31.65	27.00	6
*SKT/H/1-2/24/UG	24	42	31.85	28.00	6
SKT/H/1-2/25/UG	25	42	33.85	30.00	6
SKT/H/1-2/26/UG	26	42	35.45	30.00	4
*SKT/H/1-2/27/UG	27	43	35.85	30.00	4
SKT/H/1-2/28/UG	28	43	37.85	32.00	4
SKT/H/1-2/29/UG	29	43	37.85	32.00	4
*SKT/H/1-2/30/UG	30	46	39.85	34.00	4
*SKT/H/1-2/32/UG	32	46	41.85	36.00	4
SKT/H/1-2/33/UG	33	46	43.85	38.00	2
SKT/H/1-2/36/UG	36	46	47.85	38.00	2

* Best Seller

ORDERING INFORMATION

CAT NR.	SIZE	L (MM)	D1 (MM)	D2 (MM)	BOX QTY.
	(MM)				

BI-HEX SOCKETS



*SKT/BH/1-2/8/UG	8	38	13.20	21.80	15
SKT/BH/1-2/9/UG	9	38	14.30	21.80	15
*SKT/BH/1-2/10/UG	10	38	15.20	21.80	15
SKT/BH/1-2/11/UG	11	38	16.40	21.80	15
*SKT/BH/1-2/12/UG	12	38	18.00	21.80	15
*SKT/BH/1-2/13/UG	13	38	19.00	21.80	15
*SKT/BH/1-2/14/UG	14	38	20.20	21.80	15
SKT/BH/1-2/15/UG	15	38	21.00	21.80	12
SKT/BH/1-2/16/UG	16	38	21.00	21.50	12
*SKT/BH/1-2/17/UG	17	38	23.90	22.00	10
SKT/BH/1-2/18/UG	18	38	25.45	23.00	10
*SKT/BH/1-2/19/UG	19	38	25.85	23.00	10
SKT/BH/1-2/20/UG	20	38	27.85	24.00	8
*SKT/BH/1-2/21/UG	21	38	27.85	24.00	6
SKT/BH/1-2/22/UG	22	38	29.85	26.00	6
SKT/BH/1-2/23/UG	23	38	31.65	28.00	6
*SKT/BH/1-2/24/UG	24	38	31.85	28.00	6
SKT/BH/1-2/25/UG	25	40	33.85	30.00	6
SKT/BH/1-2/26/UG	26	42	35.45	31.00	4
*SKT/BH/1-2/27/UG	27	42	35.85	30.00	4
SKT/BH/1-2/28/UG	28	43	37.85	33.00	4
SKT/BH/1-2/29/UG	29	43	37.85	33.00	4
*SKT/BH/1-2/30/UG	30	44	39.85	34.00	4
*SKT/BH/1-2/32/UG	32	44	41.85	36.00	4
SKT/BH/1-2/33/UG	33	46	43.85	38.00	2
SKT/BH/1-2/36/UG	36	46	47.85	42.00	2

* Best Seller

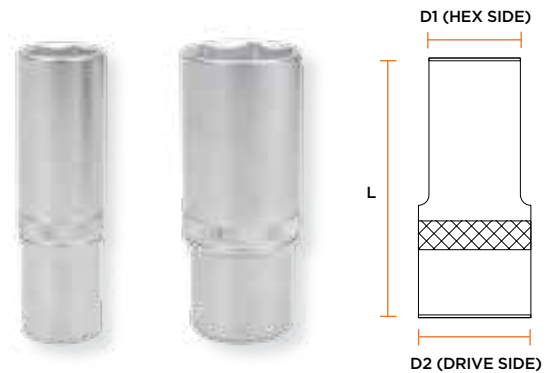
Hand Sockets (continued)



Professional Quality **SOCKETS**

Designed & manufactured to the highest standards for use in industrial & automotive workshops

1/2" DEEP DRIVE



ORDERING INFORMATION

CAT NR.	SIZE	L	D1	D2	BOX QTY.
	(MM)	(MM)	(MM)	(MM)	

HEX SOCKETS





*SKT/H/1-2/10D/UG	10	77	15	21.95	15
SKT/H/1-2/11D/UG	11	77	16.30	21.95	15
*SKT/H/1-2/12D/UG	12	77	17.60	21.95	15
*SKT/H/1-2/13D/UG	13	77	18.80	21.95	15
*SKT/H/1-2/14D/UG	14	77	20.40	21.95	15
SKT/H/1-2/15D/UG	15	77	21.60	20.70	12
SKT/H/1-2/16D/UG	16	77	22.85	21.50	12
*SKT/H/1-2/17D/UG	17	77	23.85	22.00	10
SKT/H/1-2/18D/UG	18	77	25.40	23.00	10
*SKT/H/1-2/19D/UG	19	77	25.85	23.00	10
◆SKT/H/1-2/20D/UG	20	77	27.85	24.00	8
SKT/H/1-2/21D/UG	21	77	27.85	25.00	8
SKT/H/1-2/22D/UG	22	77	29.85	26.00	6
SKT/H/1-2/23D/UG	23	77	31.60	27.00	6
SKT/H/1-2/24D/UG	24	77	31.85	28.00	6
SKT/H/1-2/26D/UG	26	77	35.40	30.00	6
SKT/H/1-2/27D/UG	27	77	35.85	30.00	6
SKT/H/1-2/28D/UG	28	77	37.85	32.00	4
SKT/H/1-2/29D/UG	29	77	37.85	32.00	4
SKT/H/1-2/30D/UG	30	77	39.85	34.00	4
SKT/H/1-2/32D/UG	32	77	41.85	36.00	4

* Best Seller ◆ New



3/4" DRIVE



ORDERING INFORMATION

CAT NR.	SIZE	L	D1	D2	BOX QTY.
	(MM)	(MM)	(MM)	(MM)	

HEX SOCKETS NEW!



SKT/H/3-4/22/MT	22	50	33	36	6
SKT/H/3-4/24/MT	24	50	35	36	6
*SKT/H/3-4/27/MT	27	52	38	36	6
*SKT/H/3-4/30/MT	30	54	42	38	4
*SKT/H/3-4/32/MT	32	56	44	38	4
*SKT/H/3-4/36/MT	36	58	50	42	4
SKT/H/3-4/38/MT	38	62	52	45	4
SKT/H/3-4/41/MT	41	64	56	45	4
SKT/H/3-4/46/MT	46	68	62	48	4
SKT/H/3-4/50/MT	50	72	68	48	2

* Best Seller

ORDERING INFORMATION

CAT NR.	SIZE	L	D1	D2	BOX QTY.
	(MM)	(MM)	(MM)	(MM)	

BI-HEX SOCKETS



SKT/BH/3-4/22/MT	22	33	36	50	6
SKT/BH/3-4/24/MT	24	35	36	50	6
*SKT/BH/3-4/27/MT	27	38	36	52	6
*SKT/BH/3-4/30/MT	30	42	38	54	4
*SKT/BH/3-4/32/MT	32	44	38	56	4
*SKT/BH/3-4/36/MT	36	50	42	58	4
SKT/BH/3-4/38/MT	38	52	45	62	4
SKT/BH/3-4/41/MT	41	56	45	64	4
SKT/BH/3-4/46/MT	46	62	48	68	4
SKT/BH/3-4/50/MT	50	68	48	72	2

* Best Seller

Socket Merchandiser

Heavy duty steel construction in premium powder coated finish

1/2" DRIVE

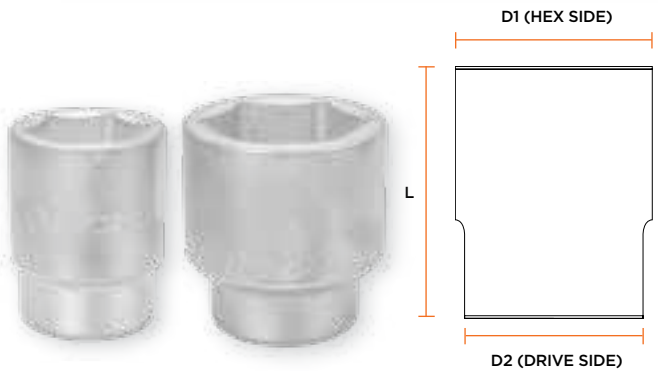
CAT NR.	CONTENTS	BOX QTY.
SKT/H/1-2/UG/ST50	49 Hex Sockets of following sizes: 7 pcs: 10 mm 7 pcs: 13 mm 7 pcs: 17 mm 6 pcs: 19 mm 5 pcs: 22 mm 5 pcs: 24 mm 4 pcs: 27 mm 4 pcs: 30 mm 4 pcs: 32 mm	1



*Can be offered with Bi-Hex Sockets also

Hand Sockets (continued)

1" DRIVE



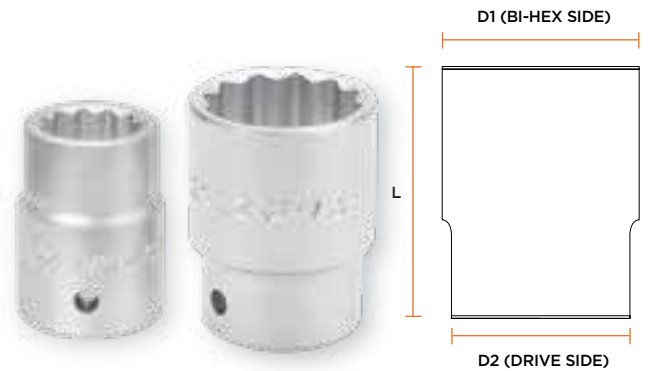
ORDERING INFORMATION

CAT NR.	SIZE	L	D1	D2	BOX QTY.
	(MM)	(MM)	(MM)	(MM)	

HEX SOCKETS **NEW!**



SKT/H/0-1/36/MT	36	65	51	45	4
SKT/H/0-1/41/MT	41	70	57	45	4
SKT/H/0-1/46/MT	46	75	65	50	4
SKT/H/0-1/50/MT	50	75	70	55	2
SKT/H/0-1/55/MT	55	80	76	57	2
SKT/H/0-1/60/MT	60	84	82	57	2
SKT/H/0-1/65/MT	65	87	88	57	1
SKT/H/0-1/70/MT	70	93	94	68	1
SKT/H/0-1/75/MT	75	97	100	68	1
SKT/H/0-1/80/MT	80	103	105	68	1



ORDERING INFORMATION

CAT NR.	SIZE	L	D1	D2	BOX QTY.
	(MM)	(MM)	(MM)	(MM)	

BI-HEX SOCKETS



*SKT/BH/0-1/36/MT	36	65	51	45	4
*SKT/BH/0-1/41/MT	41	70	57	45	4
*SKT/BH/0-1/46/MT	46	75	65	50	4
*SKT/BH/0-1/50/MT	50	75	70	55	2
*SKT/BH/0-1/55/MT	55	80	76	57	2
*SKT/BH/0-1/60/MT	60	84	82	57	2
*SKT/BH/0-1/65/MT	65	87	88	57	1
*SKT/BH/0-1/70/MT	70	93	94	68	1
*SKT/BH/0-1/75/MT	75	97	100	68	1
*SKT/BH/0-1/80/MT	80	103	105	68	1

* Best Seller



02
Socket Accessories
SLIDING T BARS

Manufactured from high quality Chrome Vanadium steel for strength & durability

Time & effort saving tool, provides right leverage for tightening nuts & bolts easily


ORDERING INFORMATION

CAT NR.	DRIVE	LENGTH		BOX QTY.
	(INCH)	(INCH)	(MM)	
SLTB/1-4/UG	1/4	4-1/2	115	10
SLTB/3-8/UG	3/8	6-1/2	165	10
SLTB/1-2/UG	1/2	10	250	5
SLTB/3-4/MT	3/4	18	450	1
SLTB/0-1/MT	1	22	550	1

EXTENSION BARS

Manufactured from high quality Chrome Vanadium steel for strength & durability

Corrosion resistant chrome plated finish

Used along with a socket to reach into confined spaces


ORDERING INFORMATION

CAT NR.	DRIVE	LENGTH		BOX QTY.
	(INCH)	(INCH)	(MM)	
DRXB/1-4/2/UG	1/4	2	50	10
DRXB/1-4/4/UG	1/4	4	100	10
◆DRXB/1-4/6/UG	1/4	6	150	10
DRXB/3-8/3/UG	3/8	3	75	5
DRXB/3-8/6/UG	3/8	6	150	5
DRXB/1-2/5/UG	1/2	5	125	5
DRXB/1-2/10/UG	1/2	10	250	5
DRXB/3-4/4/MT	3/4	4	100	10
DRXB/3-4/8/MT	3/4	8	200	5
DRXB/0-1/8/MT	1	8	200	5
DRXB/0-1/16/MT	1	16	400	2

◆New

FLEX HANDLE / POWER BARS

Bars manufactured from high quality hardened & tempered Chrome Vanadium steel for strength & durability

Hinged joint head and spring-loaded ball bearing joint for secure socket retention

Chrome Molybdenum Square Drive. Replaceable on 3/4" & 1" sizes



DFH/3-8/9/MT

DFH/1-2/15/MT

DFH/3-4/20/MT

DFH/0-1/26/MT

ORDERING INFORMATION

CAT NR.	DRIVE	LENGTH		DRIVE TYPE	BOX QTY.
	(INCH)	(INCH)	(MM)		
DFH/3-8/9/MT	3/8	9	225	Fixed	5
DFH/1-2/15/MT	1/2	15	375	Fixed	5
DFH/3-4/20/MT	3/4	20	500	Replaceable	5
DFH/0-1/26/MT	1	26	650	Replaceable	5

Socket Accessories (continued)

UNIVERSAL JOINT

Manufactured from Chrome Vanadium for higher strength & durability

Hinged through 180° in both directions, helps the user to 'form corners' or to get socket onto inaccessible bolt heads



ORDERING INFORMATION

CAT NR.	DRIVE	BOX QTY.
	(INCH)	
UVJ/1-4/UG	1/4	10
UVJ/3-8/UG	3/8	5
UVJ/1-2/UG	1/2	5
UVJ/3-4/UG	3/4	5

SPEEDER HANDLE

Chrome Vanadium construction with ultra premium finish

Ideal for rapid removal or insertion of fasteners, especially in repetitive work

Provides extra leverage with greater strength than ratchets




ORDERING INFORMATION

CAT NR.	DRIVE	BOX QTY.
	(INCH)	
SPDH/1-2/UG	1/2	5

ADAPTOR

For using a combination of square drive sockets in one application



ORDERING INFORMATION

CAT NR.	SIZE	BOX QTY.
SADP/1-4F/3-8M/UG	1/4" (F) to 3/8" (M)	5
SADP/3-8F/1-4M/UG	3/8" (F) to 1/4" (M)	5
SADP/3-8F/1-2M/UG	3/8" (F) to 1/2" (M)	5
SADP/1-2F/3-8M/UG	1/2" (F) to 3/8" (M)	5
SADP/1-2F/3-4M/UG	1/2" (F) to 3/4" (M)	5
SADP/3-4F/1-2M/UG	3/4" (F) to 1/2" (M)	5
SADP/3-4F/0-1M/UG	3/4" (F) to 1" (M)	2
SADP/0-1F/3-4M/UG	1" (F) to 3/4" (M)	2

HEX SPARK PLUG SOCKET

Designed for insertion & removal of spark plugs



ORDERING INFORMATION

CAT NR.	DRIVE	HEX SIZE	BOX QTY.
	(INCH)	(MM)	
SKT/1-2/SP/16/UG	1/2	16	5
SKT/1-2/SP/21/UG	1/2	21	5



L HANDLE

Manufactured from high quality Chrome Vanadium steel for strength & durability

Hardened & tempered with corrosion resistant chrome plated finish

Spring loaded ball bearing holds sockets securely

Fixed L Handle for applications requiring rigid set-up



ORDERING INFORMATION

CAT NR.	DRIVE	LENGTH		BOX QTY.
	(INCH)	(INCH)	(MM)	
LDH/1-2/UG	1/2	5	125	5

FLEXIBLE EXTENSION

Manufactured from high quality Chrome Vanadium steel for strength & durability

Hardened & tempered with corrosion resistant chrome plated finish

Flexible Extension with compressed spring for use in confined spaces



ORDERING INFORMATION

CAT NR.	DRIVE	BOX QTY.
	(INCH)	
FLEX/1-4/UG	1/4	10

SPINNER HANDLE

Manufactured from high quality Chrome Vanadium steel for strength & durability

Fit on a socket & spin it for rapid installation of longer bolts

1/4" (F) square recess allows spinner to be used with a ratchet & also works as a long extension



ORDERING INFORMATION

CAT NR.	DRIVE	BOX QTY.
	(INCH)	
DRSH/1-4/UG	1/4	10


03

Slim Line Ratchet Handles

RTD-SL

Chrome Vanadium Construction:
Forged from high quality chrome vanadium steel, precisely hardened for increased durability

Unique Patented Design:
30% slimmer & lighter than normal pear head ratchet, provides higher torque & extended service life

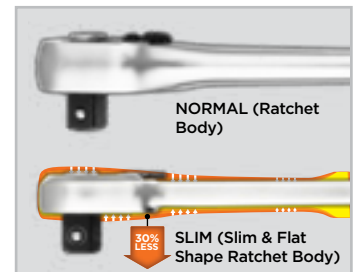


Unique Patented Design
Gourd shaped head is 30% narrower than regular oval shaped ratchets making these most suitable for use in tight & hard to reach areas




Slim Line Ratchet
More than 9 Teeth Bite of Gear is designed to transfer extremely high torque and extend the service life

Normal Type Ratchet
Only 3 teeth bite, unable to transfer the torque powerfully and efficiently



Ratchet body is 30% slimmer than regular ratchet handles. This reduces the weight of the ratchet handles & provides high torque



60 Teeth With 6 Degree Control
Provides extremely high torque for professional users



Quick Release
Simply push the release button with one thumb for replacing sockets quickly and efficiently



Reversible Lever Switch
Reversible lever switch makes it easy to switch direction of use

ORDERING INFORMATION

CAT NR.	DRIVE	LENGTH		TORQUE		BOX QTY.
	(INCH)	(INCH)	(MM)	(NM)	(FT-LB)	
RTD/SL/1-4/UG	1/4	5.70	145	80	59	5
RTD/SL/3-8/UG	3/8	7.81	199	270	199	5
RTD/SL/1-2/UG	1/2	10.03	255	670	494	5

CHROME VANADIUM



TORQUE	NUMBER OF TEETH
1.3X DIN	60

04

Push Through Ratchet Handle

RTD-PT

Works with any standard 1/2" square drive socket

Unique push-through ratchet rotates in only one direction. To reverse, simply remove socket, push square drive out of the other side of the head & re-attach socket on the other side

Anti slip, ergonomic soft grip handle

Square Drive available as spare. No need to discard complete Ratchet Handle once the drive wears out



ORDERING INFORMATION

CAT NR.	DRIVE	LENGTH		TORQUE		BOX QTY.
	(INCH)	(INCH)	(MM)	(NM)	(FT-LB)	
RTD/PT/1-2/UG	1/2	11	280	512	377	5

NUMBER OF TEETH	CHROME VANADIUM
30	CV

05

Round Head Ratchet Handle

RTD-RH

Chrome Vanadium construction for higher strength & durability

Classic round head ratchet mechanism for reliable performance

Spring loaded ball attaches onto sockets, preventing them from being dropped

Durable, corrosion resistant chrome plated finish

Knurled handle for non-slip grip



ORDERING INFORMATION

CAT NR.	DRIVE	LENGTH		NUMBER OF TEETH	TORQUE		BOX QTY.
	(INCH)	(INCH)	(MM)		(NM)	(FT-LB)	
RTD/RH/3-4/MT	3/4	19.6	500	43	1412	1041	1

NUMBER OF TEETH	CHROME VANADIUM
43	CV

06

Dual Drive Ratchet Handles

RTD-DD

World-class Ratchet Handle with twice the speed of a conventional ratchet

Dual Ratchet Mechanism

Ratchet handle can be used in two ways:

- a. Conventional Ratchet
- b. Twist Action Ratchet

Twist action makes it possible to tighten & remove fasteners without moving the handle, making it suitable for use in restricted space

In 'Twist Action Mode' the drive turns in fixed direction irrespective of the way the handle is rotated

Easy to use switching mechanism for quick change of direction

52 teeth gear design
Provides optimum torque for professional users

Quick Release Push Button Immediate socket release with simple press of the button



ORDERING INFORMATION

CAT NR.	DRIVE	LENGTH		TORQUE		BOX QTY.
	(INCH)	(INCH)	(MM)	(NM)	(FT-LB)	
◆ RTD/DD/1-4/UG	1/4	7-3/32	180	62	46	1
◆ RTD/DD/3-8/UG	3/8	8-21/32	225	202	149	1
RTD/DD/1-2/UG	1/2	11-13/32	290	512	377	1

◆ New

NUMBER OF TEETH

52

CHROME VANADIUM

Dual Ratchet Mechanism:



07

Pear Head Ratchet Handle

RTD-PH

Forged from high quality chrome vanadium steel for higher strength & durability

Classic pear head design for strength, durability & high performance

2 piece construction with detachable head for convenient storage

Spring loaded ball attaches onto sockets preventing them from being dropped



ORDERING INFORMATION

CAT NR.	DRIVE	LENGTH		TORQUE		BOX QTY.
	(INCH)	(INCH)	(MM)	(NM)	(FT-LB)	
RTD/PH/0-1/MT	1	26-3/8	670	2515	1855	1

NUMBER OF TEETH

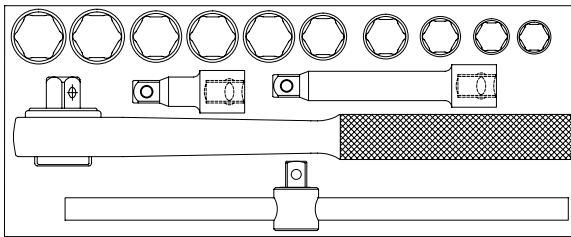
24

CHROME VANADIUM

08

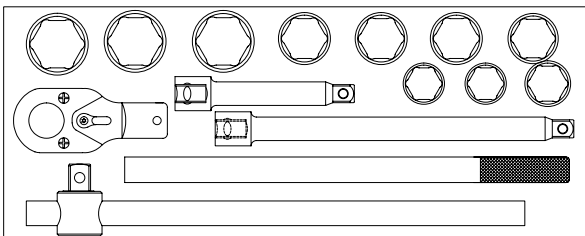
Hand Socket Sets in Metal Cases

3/4" DRIVE
**Hex Socket Set
KIT/SKT/H/3-4/14/MT**
NEW!
14
PIECE

**Bi-Hex Socket Set
KIT/SKT/BH/3-4/14/MT**


DESCRIPTION	BOX QTY.
10 pcs Sockets: 22, 24, 27, 30, 32, 36, 38, 41, 46, 50mm 1 pc Round Head Ratchet Handle 2 pc Extension Bars: 100 & 200 mm (4" & 8") 1 pc Sliding T Bar	1

1" DRIVE
**Hex Socket Set
KIT/SKT/H/0-1/14/MT**
NEW!
14
PIECE

**Bi-Hex Socket Set
KIT/SKT/BH/0-1/14/MT**


DESCRIPTION	BOX QTY.
10 pcs Sockets: 36, 41, 46, 50, 55, 60, 65, 70, 75, 80 mm 1 pc Ratchet Handle 2 pc Extension Bars: 200 & 400 mm (8" & 16") 1 pc Sliding T Bar	1

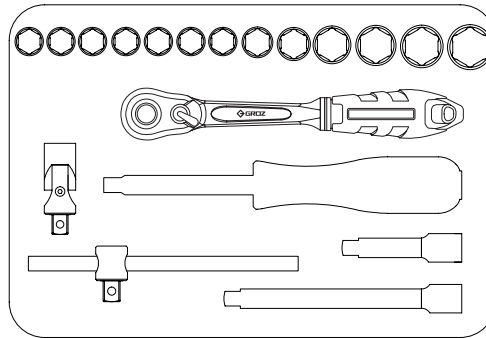
09

Hand Socket Sets in Blow Moulded Cases

1/4" DRIVE

Hex Socket Set
KIT/SKT/H/1-4/19/UG

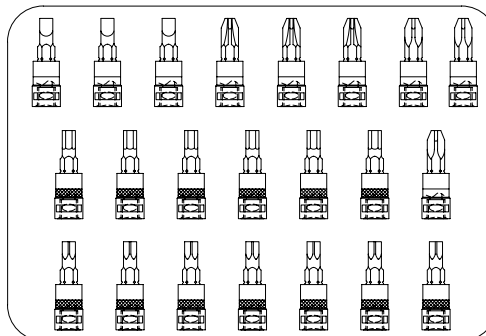
19
PIECE



DESCRIPTION	BOX QTY.
13 pcs Hex Sockets: 4, 4.5, 5, 5.5, 6, 7, 8, 9, 10, 11, 12, 13, 14 mm	10
1 pc Ratchet Handle	
2 pcs Extension Bars: 50 & 100 mm (2" & 4")	
1 pc Universal Joint	
1 pc Sliding T Bar	
1 pc Spinner Handle	

Hex Socket Set
KIT/SKT/H/1-4/42/UG

42
PIECE



DESCRIPTION	BOX QTY.
13 pcs Hex Sockets: 4, 4.5, 5, 5.5, 6, 7, 8, 9, 10, 11, 12, 13, 14 mm	10
6 pcs Hex Bit Sockets: 3, 4, 5, 6, 7, 8 mm	
3 pcs Slotted Bit Sockets: 4, 5, 7 mm	
3 pcs Philips Bit Sockets: PH1, PH2, PH3	
3 pcs Pozi Bit Sockets: PZ1, PZ2, PZ3	
7 pcs Torx Bit Sockets: T8, T10, T15, T20, T25, T30, T40	
2 pcs Extension Bars: 50 & 100 mm (2" & 4")	
1 pc Spinner Handle	
1 pc Flexible Extension	
1 pc Universal Joint	
1 pc Sliding T Bar	
1 pc Ratchet Handle	

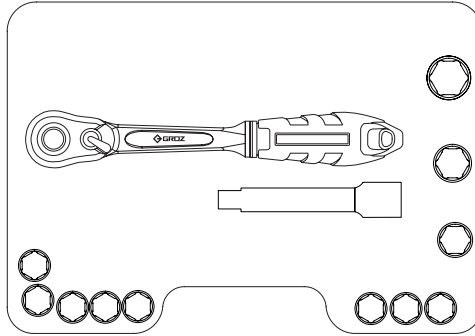


1/2" DRIVE

Hex Socket Set
KIT/SKT/H/1-2/13/UG

Bi-Hex Socket Set **NEW!**
KIT/SKT/BH/1-2/13/UG

13
PIECE

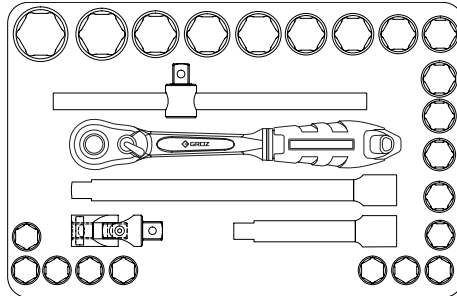


DESCRIPTION	BOX QTY.
11 pcs Sockets: 8, 9, 10, 11, 12, 13, 14, 15, 17, 19, 22 mm	5
1 pc Ratchet Handle	
1 pc Extension Bar: 125 mm (5")	

Hex Socket Set
KIT/SKT/H/1-2/27/UG

Bi-Hex Socket Set **NEW!**
KIT/SKT/BH/1-2/27/UG

27
PIECE



DESCRIPTION	BOX QTY.
22 pcs Sockets: 8, 9, 10, 11, 12, 13, 14, 15, 16, 17, 18, 19, 21, 22, 23, 24, 26, 27, 28, 29, 30, 32 mm	5
2 pcs Extension Bars: 125 & 250 mm (5" & 10")	
1 pc Universal Joint	
1 pc Sliding T Bar	
1 pc Ratchet Handle	

10

Hand Socket Sets On Rails

1/4" DRIVE

Hex Socket Set
KIT/SKT/H/1-4/9LH/UG



9

PIECE



DESCRIPTION	BOX QTY.
8 pcs Hex Sockets: 4, 4.5, 5, 5.5, 6, 7, 8, 10 mm 1 pc Ratchet Handle	5

Hex Socket Set
KIT/SKT/H/1-4/13L/UG



13

PIECE



DESCRIPTION	BOX QTY.
13 pcs Hex Sockets: 4, 4.5, 5, 5.5, 6, 7, 8, 9, 10, 11, 12, 13, 14 mm	5

3/8" DRIVE

Hex Socket Set
KIT/SKT/H/3-8/8L/UG

NEW!

Bi-Hex Socket Set
KIT/SKT/BH/3-8/8L/UG



8

PIECE



DESCRIPTION	BOX QTY.
8 pcs Sockets: 6, 8, 10, 12, 13, 14, 17, 19 mm	5

Hex Socket Set
KIT/SKT/H/3-8/9LH/UG

NEW!

Bi-Hex Socket Set
KIT/SKT/BH/3-8/9LH/UG



9

PIECE



DESCRIPTION	BOX QTY.
8 pcs Sockets: 6, 8, 10, 12, 13, 14, 17, 19 mm 1 pc Ratchet Handle	5

1/2" DRIVE

Hex Socket Set
KIT/SKT/H/1-2/9L/UG

NEW!

Bi-Hex Socket Set
KIT/SKT/BH/1-2/9L/UG



9

PIECE



DESCRIPTION	BOX QTY.
9 pcs Sockets: 8, 9, 10, 12, 13, 14, 17, 19, 22 mm	5

Hex Socket Set
KIT/SKT/H/1-2/11LH/UG

NEW!

Bi-Hex Socket Set
KIT/SKT/BH/1-2/11LH/UG



11

PIECE



DESCRIPTION	BOX QTY.
10 pcs Sockets: 8, 9, 10, 12, 13, 14, 17, 19, 22, 24 mm 1 pc Ratchet Handle	5



1/2" DRIVE

**Bit Socket Set
KIT/BIT-SKT/SPL/1-2/6/UG**

6

PIECE



DESCRIPTION	BOX QTY.
Spline Bit Sockets: 55mm length: M6, M8, M10 100mm length: M8, M10, M12;	5

**Torx Bit Socket Set
KIT/BIT-SKT/TX/1-2/9/UG**

9

PIECE



DESCRIPTION	BOX QTY.
Torx Bit Socket: T20, T25, T27, T30, T40, T45, T50, T55, T60	5

**Hex Bit Socket Set
KIT/BIT-SKT/H/1-2/8/UG**

8

PIECE



DESCRIPTION	BOX QTY.
8 pcs Hex Bit Sockets: 5, 6, 7, 8, 10, 12, 14, 17 mm	5

IMPACT SOCKETS

11

Impact Sockets Hex

1/2" DRIVE



Recessed Corners

Chamfered Openings

Chrome Molybdenum

Laser Etching with output size



Pin Hole for Retaining Ring & Pin

CHROME MOLYBDENUM	TORQUE	HARDNESS
CrMo	1.5X ANSI 1.3X DIN	 38-55 HRC

New range of impact sockets from GROZ are designed to withstand high levels of torque & impact applications

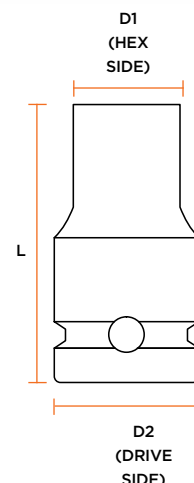
Pin hole in the impact sockets facilitates use with impact tools having pin and ring retaining mechanism

Chrome Molybdenum Construction
Forged from high quality Chrome Molybdenum Steel, precision machined & heat treated to provide the best combination of hardness, tensile strength & torque

Black Oxide Finish
For enhanced corrosion protection and easy identification from regular sockets

Marking & Branding
Branding & size laser etched on each individual socket ensuring quick and convenient identification

Specially designed chamfered openings make engagement with the impact tools much easier, thereby saving time and effort



ORDERING INFORMATION

CAT NR.	SIZE	L	D1	D2	BOX QTY.
	(MM)	(MM)	(MM)	(MM)	

HEX SOCKETS



*ISKT/H/1-2/10	10	38	16.7	25	15
ISKT/H/1-2/11	11	38	18.0	25	15
*ISKT/H/1-2/12	12	38	19.0	25	15
ISKT/H/1-2/13	13	38	20.2	25	15
ISKT/H/1-2/14	14	38	21.5	25	15
ISKT/H/1-2/15	15	38	23.0	25	12
ISKT/H/1-2/16	16	38	24.5	25	12
*ISKT/H/1-2/17	17	38	26.0	25	10
ISKT/H/1-2/18	18	38	27.0	25	10
*ISKT/H/1-2/19	19	38	28.0	25	10
*ISKT/H/1-2/21	21	38	30.0	25	8
ISKT/H/1-2/22	22	38	32.0	30	6
ISKT/H/1-2/24	24	38	34.0	30	6
ISKT/H/1-2/27	27	42	40.0	30	6

HEX SOCKETS - DEEP

NEW!



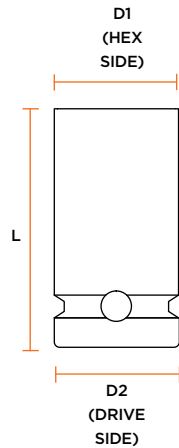
◆ ISKT/H/1-2/14D	14	78	22	25	15
◆ ISKT/H/1-2/17D	17	78	26	30	10
◆ ISKT/H/1-2/18D	18	78	27	30	10
◆ ISKT/H/1-2/19D	19	78	28	30	10
◆ ISKT/H/1-2/20D	20	78	29	30	8
◆ ISKT/H/1-2/21D	21	78	30	30	8
◆ ISKT/H/1-2/23D	23	78	33.8	30	6
◆ ISKT/H/1-2/24D	24	78	33.8	30	6

★ Best Seller ◆ New

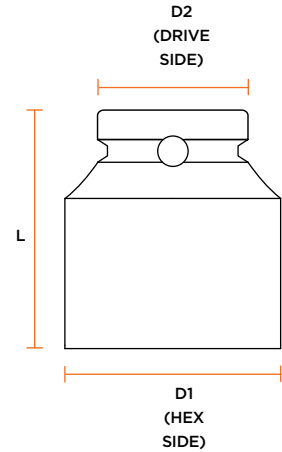
ISKT



3/4" DRIVE



1" DRIVE



ORDERING INFORMATION

CAT NR.	SIZE (MM)	L (MM)	D1 (MM)	D2 (MM)	BOX QTY.
HEX SOCKETS					
ISKT/H/3-4/17	17	51	30.0	44	10
ISKT/H/3-4/19	19	51	32.5	44	8
ISKT/H/3-4/21	21	51	35.0	44	6
ISKT/H/3-4/22	22	51	36.0	44	6
ISKT/H/3-4/24	24	51	38.5	44	6
ISKT/H/3-4/26	26	53	41.0	44	6
ISKT/H/3-4/27	27	53	42.5	44	6
◆ ISKT/H/3-4/28	28	53	44	44	6
★ ISKT/H/3-4/29	29	53	45.0	44	4
ISKT/H/3-4/30	30	53	46.0	44	4
★ ISKT/H/3-4/32	32	57	48.0	44	4
★ ISKT/H/3-4/33	33	57	50.0	44	4
ISKT/H/3-4/35	35	57	52.0	44	4
ISKT/H/3-4/36	36	57	53.0	44	4
ISKT/H/3-4/38	38	57	56.0	44	4
ISKT/H/3-4/41	41	58	59.0	44	4
ISKT/H/3-4/46	46	62	66.0	44	2

HEX SOCKETS - DEEP					
◆ ISKT/H/3-4/24D	24	90	38	44	4
◆ ISKT/H/3-4/27D	27	90	41	44	4
◆ ISKT/H/3-4/28D	28	90	44	44	4
◆ ISKT/H/3-4/30D	30	90	46	44	2

★ Best Seller ◆ New

ORDERING INFORMATION

CAT NR.	SIZE (MM)	L (MM)	D1 (MM)	D2 (MM)	BOX QTY.
HEX SOCKETS					
ISKT/H/0-1/19	19	58	35.0	54	8
ISKT/H/0-1/22	22	58	39.0	54	6
ISKT/H/0-1/24	24	58	41.5	54	6
ISKT/H/0-1/26	26	60	44.0	54	6
ISKT/H/0-1/27	27	60	45.0	54	6
★ ISKT/H/0-1/29	29	62	45.0	54	4
ISKT/H/0-1/30	30	62	49.0	54	4
★ ISKT/H/0-1/32	32	62	51.5	54	4
★ ISKT/H/0-1/33	33	62	52.5	54	4
ISKT/H/0-1/35	35	66	55.0	54	4
ISKT/H/0-1/36	36	66	56.5	54	4
ISKT/H/0-1/38	38	66	59.0	54	4
ISKT/H/0-1/41	41	68	62.5	54	4
ISKT/H/0-1/46	46	72	69.0	54	4
ISKT/H/0-1/50	50	76	74.0	54	2
ISKT/H/0-1/55	55	84	80.0	54	2
ISKT/H/0-1/60	60	88	86.5	54	1
ISKT/H/0-1/65	65	92	92.5	54	1

HEX SOCKETS - DEEP					
◆ ISKT/H/0-1/27D	27	90	46	54	4
◆ ISKT/H/0-1/30D	30	90	49	54	2
◆ ISKT/H/0-1/32D	32	90	52	54	2
◆ ISKT/H/0-1/33D	33	90	54	54	2

★ Best Seller ◆ New

12

Impact Socket Sets Hex

1/2" DRIVE

KIT/ISKT/H/1-2/10

10
PIECE



10 PC HEX SOCKETS	BOX QTY.
10, 11, 12, 13, 14, 17, 19, 21, 22 & 24 mm	5

KIT/ISKT/H/1-2/12

12
PIECE



12 PC HEX SOCKETS	BOX QTY.
10, 12, 13, 14, 15, 16, 17, 18, 19, 21, 22 & 24 mm	5

KIT/ISKT/H/1-2/14

14
PIECE



14 PC HEX SOCKETS	BOX QTY.
10, 11, 12, 13, 14, 15, 16, 17, 18, 19, 21, 22, 24 & 27 mm	5

3/4" DRIVE

KIT/ISKT/H/3-4/8

8
PIECE



8 PC HEX SOCKETS	BOX QTY.
26, 27, 29, 30, 32, 35, 36 & 38 mm	2

1" DRIVE

KIT/ISKT/H/0-1/9

9
PIECE



9 PC HEX SOCKETS	BOX QTY.
26, 27, 30, 32, 35, 36, 38, 41 & 46 mm	2

IMPACT WRENCHES



GROZ introduces professional range of Impact Wrenches for powerful, speedy and durable performance thereby improving productivity

Impact Wrenches are the most important tools in automotive and industrial applications. They are used for tightening and loosening of nuts & bolts in tyre removal, suspension, transmission, air conditioning, engine repair, body shop work, assembly lines as well as general plant maintenance



WATCH VIDEO

THE GROZ CLASSIFICATION



Robust & durable aluminium housing for demanding maintenance & production applications



Robust & durable aluminium housing with ergonomic TPR grip for convenience in use in demanding maintenance & production applications



Lightweight composite material construction with ergonomic TPR grip for ultimate convenience & fatigue free usage

MECHANISMS



JUMBO HAMMER MECHANISM

Simplest technology which produces high torque instantly for tough applications



TWIN HAMMER MECHANISM

Balanced & powerful mechanism comprising of two fully forged hammers that work alternatively. With lower air consumption & low reaction force the system builds up torque smoothly, to its maximum level



IMPROVED TWIN HAMMER MECHANISM

An advanced version of conventional twin hammer, this system is designed for higher torque & durability. The strong reinforced hammer frame can take higher impact for a longer time & larger anvil provides a large contact area. Gives 25% more torque compared to the twin hammer & enhances tool life by upto 3 times



PIN-LESS CLUTCH MECHANISM

High torque output with excellent power to weight ratio & fast run down for less frequent high torque applications

AIR EXHAUST



FRONT EXHAUST

Air is blown forward towards the working area. This is normally found in the simpler design models



REAR EXHAUST

This is the most popular design. Air is discharged down the handle and blown away from the working area



SIDE EXHAUST

The air is discharged from the side of the tool

HANDLE TYPE



PISTOL TYPE



STRAIGHT D-HANDLE WITH INSIDE TRIGGER

IMPACT WRENCHES

Internal Mechanism



13

3/8" Impact Wrench Standard

Robust & durable aluminium housing

Jumbo Hammer Impact Mechanism for instant high torque output for tough applications

5 speed position control to adjust tool speed for varying applications; both in forward & reverse directions

Easy to use forward/reverse switch allows operator to change direction while using the tool

Rear handle exhaust with muffler directs air away from the job & operator, ensuring safety

Ideal for use in

- a. General repair, transmission work, exhaust systems and body shops for 2 & 3 wheelers
- b. Assembly lines for 2 wheeler & 3 wheeler
- c. Assembly & repair of 4 wheeler dashboards
- d. Assembly lines for white goods (fans, washing machines etc.)
- e. Manufacturing of pumps & compressors



MAX TORQUE*	FREE SPEED	NET WEIGHT	AVG. AIR CONSUMPTION	ALUMINIUM BODY
360 Nm (266 ft-lb) <small>*@15 Sec.</small>	10,000 RPM	1.35 KG (2.98 LB)	2.5 CFM (71 LPM)	AI



Jumbo Hammer Mechanism



5 speed position control



Rear exhaust

SPARE PARTS & KITS

CAT NR.	DESCRIPTION	BOX QTY.
TK/IPW/3-8/STD	Tune Up Kit	1
WSR/IPW/3-8/STD	Washer	1
FRM/HMR/IPW/3-8/STD	Hammer Frame	1
HMR/IPW/3-8/STD	Hammer	1
PIN/HMR/IPW/3-8/STD	Hammer Pin	1
SAVL/IPW/3-8/STD	Standard Anvil	1

ORDERING INFORMATION

CAT NR.	FREE SPEED	MAX. TORQUE*		AIR INLET SIZE	AIR HOSE I.D.	AVG. AIR CONSUMPTION		OVERALL LENGTH		NET WEIGHT		BOX QTY.
	(RPM)	(FT-LB)	(NM)	(INCH)	(INCH)	(CFM)	(LPM)	(INCH)	(MM)	(KG)	(LB)	
IPW/3-8/STD	10000	266	360	1/4	3/8	2.5	71	5.5	140	1.35	2.98	1

*@15 SEC

14

3/8" Impact Wrench PRO+ Series

Strong yet lightweight composite construction, evenly balanced design & compact profile makes the GROZ PRO+ Series Impact Wrenches ideal to get the job done!

Ergonomic TPR grip absorbs vibration & increases comfort

Twin Hammer impact mechanism delivers balanced blows

4 speed positive control to adjust tool speed for different applications in the forward direction

Full torque output in reverse direction

One hand forward-reverse control - finger tip slide for quick change

Rear handle exhaust with muffler directs air away from the job & operator, ensuring safety

Ideal for use in

- Tyre service & wheel alignment
- Continuous fastening task in assembly lines for 2 wheelers & 3 wheelers
- Assembly & repair of 4 wheeler dashboards
- Assembly lines for white goods (fans, washing machines etc.)
- Manufacturing of industrial pumps & compressors




TPR Grip for convenience in use

MAX TORQUE*	FREE SPEED	NET WEIGHT	AVG. AIR CONSUMPTION	COMPOSITE BODY
745 Nm (550 ft-lb) <small>*@15 Sec</small>	13,500 RPM	1.23 KG (2.71 LB)	5.9 CFM (167 LPM)	



Twin Hammer Mechanism



4 speed positive control,
Full power in reverse



Rear exhaust

SPARE PARTS & KITS

CAT NR.	DESCRIPTION	BOX QTY.
TK/IPW/3-8/PRM	TUNE UP KIT	1
BBR-1/IPW/3-8/PRM	Ball Bearing	1
BBR-2/IPW/3-8/PRM	Ball Bearing	1
FRM/HMR/IPW/3-8/PRM	Hammer Frame	1
HMR/IPW/3-8/PRM	Hammer	1
PIN/HMR/IPW/3-8/PRM	Hammer Pin	1
SAVL/IPW/3-8/PRM	Standard Anvil	1

ORDERING INFORMATION

CAT NR.	FREE SPEED	MAX. TORQUE *		AIR INLET SIZE	AIR HOSE I.D.	AVG. AIR CONSUMPTION		OVERALL LENGTH		NET WEIGHT		BOX QTY.
	(RPM)	(FT-LB)	(NM)	(INCH)	(INCH)	(CFM)	(LPM)	(INCH)	(MM)	(KG)	(LB)	
IPW/3-8/PRM	13500	550	745	1/4	3/8	5.9	167	6	152	1.23	2.71	1

*@15 SEC

15

1/2" Impact Wrench Standard

Robust & durable aluminium housing

Twin Hammer impact mechanism delivers balanced blows

6 speed position control to adjust tool speed for varying applications; both in forward & reverse directions

Easy to use forward/reverse switch allows operator to change direction while using the tool.

Front handle exhaust

Ideal for use in

- a. General automotive repair & service center for passenger vehicles
- b. Assembly lines for 4 wheeler & LCV's
- c. MRO jobs in railways
- d. Repair & maintenance of gear units & boxes
- e. Repair & maintenance of printing press machines
- f. Assembly lines for white goods (fans, washing machines etc.)



MAX TORQUE*	FREE SPEED	NET WEIGHT	AVG. AIR CONSUMPTION	ALUMINIUM BODY
1223 Nm (902 ft-lb) <small>*@15 Sec.</small>	8,000 RPM	2.56 KG (5.64 LB)	4 CFM (113 LPM)	AI



Twin Hammer Mechanism



Front exhaust



6 speed position control

SPARE PARTS & KITS

CAT NR.	DESCRIPTION	BOX QTY.
TK/IPW/1-2/STD	Tune Up Kit	1
FRM/HMR/IPW/1-2/STD	Hammer Frame	1
HMR/IPW/1-2/STD	Hammer	1
PIN/HMR/IPW/1-2/STD	Hammer Pin	1
SAVL/IPW/1-2/STD	Standard Anvil	1
WSR/IPW/1-2/STD	Washer	1

ORDERING INFORMATION

CAT NR.	FREE SPEED	MAX. TORQUE*		AIR INLET SIZE	AIR HOSE I.D.	AVG. AIR CONSUMPTION		OVERALL LENGTH		NET WEIGHT		BOX QTY.
	(RPM)	(FT-LB)	(NM)	(INCH)	(INCH)	(CFM)	(LPM)	(INCH)	(MM)	(KG)	(LB)	
IPW/1-2/STD	8000	902	1223	1/4	3/8	4	113	6.7	171	2.56	5.64	1

*@15 SEC

16

1/2" Impact Wrench PRO Series

Robust & durable aluminium housing

Ergonomic TPR grip absorbs vibration & increases comfort

Twin Hammer impact mechanism delivers balanced blows

5 speed position control to adjust tool speed for varying applications both in forward & reverse

Easy to use forward/reverse switch allows operator to change direction while using the tool

Rear handle exhaust with muffler directs air away from the job & operator, ensuring safety

Ideal for use in

- General automotive repair & service center for passenger vehicles
- Assembly lines for 4 wheeler & LCV's
- MRO jobs in railways
- Repair & maintenance of gear units & boxes
- Repair & maintenance of printing press machines
- Assembly lines for white goods (fans, washing machines etc.)



TPR Grip for convenience in use

MAX TORQUE*	FREE SPEED	NET WEIGHT	AVG. AIR CONSUMPTION	ALUMINIUM BODY
1223 Nm (902 ft-lb) <small>*@15 Sec.</small>	8,000 RPM	2.7 KG (5.95 LB)	4 CFM (113 LPM)	AI



Twin Hammer Mechanism



Rear Exhaust



5 speed position control

SPARE PARTS & KITS

CAT NR.	DESCRIPTION	BOX QTY.
TK/IPW/1-2/PRO	Tune Up Kit	1
FRM/HMR/IPW/1-2/PRO	Hammer Frame	1
HMR/IPW/1-2/PRO	Hammer	1
PIN/HMR/IPW/1-2/PRO	Hammer Pin	1
SAVL/IPW/1-2/PRO	Standard Anvil	1
WSR/IPW/1-2/PRO	Washer	1

ORDERING INFORMATION

CAT NR.	FREE SPEED	MAX. TORQUE*		AIR INLET SIZE	AIR HOSE I.D.	AVG. AIR CONSUMPTION		OVERALL LENGTH		NET WEIGHT		BOX QTY.
	(RPM)	(FT-LB)	(NM)	(INCH)	(INCH)	(CFM)	(LPM)	(INCH)	(MM)	(KG)	(LB)	
IPW/1-2/PRO	8000	902	1223	1/4	3/8	4	113	7.2	184	2.7	5.95	1

*@15 SEC

17

1/2" Impact Wrench PRO+ Series

Strong yet lightweight composite material construction, evenly balanced design & compact profile make the GROZ PRO+ Series impact wrenches ideal to get THE JOB DONE

Ergonomic TPR grip absorbs vibration & increases comfort

Twin Hammer impact mechanism delivers balanced blows

4 speed positive control to adjust tool speed for different applications in the forward direction

Full torque output in reverse direction

One hand forward/reverse control - Finger tip slide for quick change


Rear handle exhaust with muffler directs air away from the job & operator, ensuring safety

Ideal for use in

- General automotive repair & service center for passenger vehicles
- Assembly lines for 4 wheeler & LCV's
- MRO jobs in railways
- Repair & maintenance of gear units & boxes
- Repair & maintenance of printing press machines
- Assembly lines for white goods (fans, washing machines etc.)



TPR Grip for convenience in use


MAX TORQUE*	FREE SPEED	NET WEIGHT	AVG. AIR CONSUMPTION	COMPOSITE BODY
1492 Nm (1100 ft-lb) <small>*@15 Sec.</small>	8,500 RPM	1.9 KG (4.19 LB)	6.7 CFM (190 LPM)	



Twin Hammer Mechanism



Rear exhaust



4 speed positive control, full power in reverse

SPARE PARTS & KITS

CAT NR.	DESCRIPTION	BOX QTY.
TK/IPW/1-2/PRM	Tune Up Kit	1
BBR-1/IPW/1-2/PRM	Ball Bearing	1
BBR-2/IPW/1-2/PRM	Ball Bearing	1
FRM/HMR/IPW/1-2/PRM	Hammer Frame	1
HMR/IPW/1-2/PRM	Hammer	1
PIN/HMR/IPW/1-2/PRM	Hammer Pin	1
SAVL/IPW/1-2/PRM	Standard Anvil	1
WSR/IPW/1-2/PRM	Washer	1

ORDERING INFORMATION

CAT NR.	FREE SPEED	MAX. TORQUE *		AIR INLET SIZE	AIR HOSE I.D.	AVG. AIR CONSUMPTION		OVERALL LENGTH		NET WEIGHT		BOX QTY.
	(RPM)	(FT-LB)	(NM)	(INCH)	(INCH)	(CFM)	(LPM)	(INCH)	(MM)	(KG)	(LB)	
IPW/1-2/PRM	8500	1100	1492	1/4	3/8	6.7	190	7.2	184	1.9	4.19	1

*@15 SEC

18

3/4" Impact Wrench Standard

Robust & durable aluminium housing

Improved Twin Hammer mechanism imparts high torque and durability. The strong reinforced hammer frame can take higher impact for a longer time & larger anvil provides a large contact area. Gives 25% more torque compared to the twin hammer & enhances tool life by upto 3 times

3 speed positive control to adjust tool speed for different applications in the forward direction

Full torque output in reverse direction

Easy to use forward/reverse knob allows operator to change direction while using the tool

Rear handle exhaust with muffler directs air away from the job & operator, ensuring safety

Ideal for use in

- Tyre & engine assembly on trucks, buses, tractors etc.
- MRO jobs in oil & gas industry
- Assembly work for diesel & gas engines
- MRO jobs in paper processing plants




MAX TORQUE*	FREE SPEED	NET WEIGHT	AVG. AIR CONSUMPTION	ALUMINIUM BODY
2522 Nm (1860 ft-lb) <small>*@15 Sec.</small>	6,700 RPM	4.75 KG (10.47 LB)	7 CFM (198 LPM)	AI



Improved Twin Hammer Mechanism



Rear Exhaust



3 speed positive control, full power in reverse

SPARE PARTS & KITS

CAT NR.	DESCRIPTION	BOX QTY.
TK/IPW/3-4/STD	Tune Up Kit	1
BBR/IPW/3-4/STD	Ball Bearing	1
FRM/HMR/IPW/3-4/STD	Hammer Frame	1
HMR/IPW/3-4/STD	Hammer	1
PIN/HMR/IPW/3-4/STD	Hammer Pin	1
SAVL/IPW/3-4/STD	Standard Anvil	1
WSR/IPW/3-4/STD	Washer	1
OSEAL/IPW/3-4/STD	Oil Seal	1

ORDERING INFORMATION

CAT NR.	FREE SPEED	MAX. TORQUE *		AIR INLET SIZE	AIR HOSE I.D.	AVG. AIR CONSUMPTION		OVERALL LENGTH		NET WEIGHT		BOX QTY.
	(RPM)	(FT-LB)	(NM)	(INCH)	(INCH)	(CFM)	(LPM)	(INCH)	(MM)	(KG)	(LB)	
IPW/3-4/STD	6700	1860	2522	1/4	3/8	7	198	9.2	234	4.75	10.47	1

*@15 SEC

19

1" Impact Wrench Standard

Most powerful 1" wrench for heavy duty applications

Robust & durable aluminium housing, designed for exceptional power, durability & operators convenience

Pin-less clutch mechanism for very high torque output

D handle with inside trigger

3 speed position power control to adjust tools speed both in forward & reverse direction

Easy to use forward/reverse switch allows operator to change direction while using the tool.

Side handle exhaust for safe usage

Ideal for use with:

- Truck garages, construction & mining equipment where huge impact power is required
- Erection & commissioning of heavy equipment in power plants, sugar mill, cement plants & steel mills
- MRO jobs in shipping Wards
- Routine maintenance of wind mills



MAX TORQUE*	FREE SPEED	NET WEIGHT	AVG. AIR CONSUMPTION	ALUMINIUM BODY
2522 Nm (1860 ft-lb) <small>@15 Sec.</small>	4,000 RPM	12.06 KG (26.59 LB)	8.4 CFM (238 LPM)	AI



Pin-Less Clutch mechanism



Side exhaust



3 speed position control

SPARE PARTS & KITS


CAT NR.	DESCRIPTION	BOX QTY.
TK/IPW/0-1/STD	TUNE UP KIT	1
RCAP/IPW/0-1/STD	Rubber Cap	1
PIN/IPW/0-1/STD	Pin	1
ITR/IPW/0-1/STD	Inside Trigger	1
CAM/IPW/0-1/STD	Cam	1
HMR/IPW/0-1/STD	Hammer	1
AXLBSH/IPW/0-1/STD	Axle Bushing	1
EAVL//IPW/0-1/STD	6" Anvil	1
FRM/HMR/IPW/0-1/STD	Hammer Frame	1
OSEAL/IPW/0-1/STD	Oil Seal	1

ORDERING INFORMATION

CAT NR.	FREE SPEED	MAX. TORQUE *		AIR INLET SIZE	AIR HOSE I.D.	AVG. AIR CONSUMPTION		OVERALL LENGTH		NET WEIGHT		BOX QTY.
	(RPM)	(FT-LB)	(NM)	(INCH)	(INCH)	(CFM)	(LPM)	(INCH)	(MM)	(KG)	(LB)	
IPW/0-1/STD	4000	1860	2522	1/2	3/4	8.4	238	20.3	515	12.06	26.59	1

*@15 SEC

RATCHET WRENCHES



forward/
reverse control
changeover
switch

Robust &
durable
aluminium
housing

Throttle lever
design for
easy speed
control

Air inlet

20

3/8" Ratchet Wrench Standard

Robust & durable aluminium housing

Heat treated ratchet head design provides longer life

Chrome Molybdenum anvil guarantees high performance in the toughest applications

Optimized gear ratio and air flow for reliable performance

Easy to use forward/reverse control

Throttle lever design for easy speed control

Compact and light weight, ideal for use in confined work spaces

Excellent for body shop repair jobs and light duty work under the dashboard



MAX TORQUE	FREE SPEED	NET WEIGHT
68 Nm (50 ft-lb)	150 RPM	1.17 KG (2.58 LB)
AVG. AIR CONSUMPTION	ALUMINIUM BODY	
6 CFM (170 LPM)	AI	

SPARE PARTS & KITS

CAT NR.	DESCRIPTION	BOX QTY.
BBR-1/RTW/1-2/3-8/STD	Ball Bearing (Rear End)	1
BLD/RTW/1-2/3-8/STD	Rotor Blade	1
BBR-2/RTW/1-2/3-8/STD	Ball Bearing(Front End)	1
WSR-1/RTW/1-2/3-8/STD	Washer	1
IGEAR/RTW/1-2/3-8/STD	Internal Gear	1
GEAR/RTW/1-2/3-8/STD	Gear	1
PIN-1/RTW/1-2/3-8/STD	Pin	1
PCAGE/RTW/1-2/3-8/STD	Planet Cage	1
RBR/RTW/1-2/3-8/STD	Roller Bearing	1
CRSFT/RTW/1-2/3-8/STD	Crank Shaft	1
BDRV/RTW/1-2/3-8/STD	Bushing Drive	1
YOKE/RTW/1-2/3-8/STD	Yoke	1
WSR-2/RTW/1-2/3-8/STD	Washer	1
PIN-2/RTW/1-2/3-8/STD	Pin	1
RAVL/RTW/3-8/STD	3/8" Ratchet Anvil	1
SB/RTW/3-8/STD	Steel Ball	1
SPR-1/RTW/1-2/3-8/STD	Spring	1
SB/RTW/1-2/3-8/STD	Steel Ball	1
PAWL/RTW/1-2/3-8/STD	Pawl	1
WSR/RTW/3-8/STD	Washer	1
SPR-2/RTW/1-2/3-8/STD	Spring	1
LOCPIN/RTW/1-2/3-8/STD	Lock Pin	1

ORDERING INFORMATION

CAT NR.	FREE SPEED	MAX. TORQUE		AIR INLET SIZE	AIR HOSE I.D.	AVG. AIR CONSUMPTION		OVERALL LENGTH		NET WEIGHT		BOX QTY.
	(RPM)	(FT-LB)	(NM)	(INCH)	(INCH)	(CFM)	(LPM)	(INCH)	(MM)	(KG)	(LB)	
RTW/3-8/STD	150	50	68	1/4	3/8	6	170	10.5	267	1.17	2.58	1

21

1/2" Ratchet Wrench Standard

Robust & durable aluminium housing

Heat treated ratchet head design provides longer life

Chrome Molybdenum anvil guarantees high performance in the toughest of applications

Optimized gear ratio and air flow for reliable performance

Easy to use forward/reverse control

Throttle lever design for easy speed control

Compact and light weight, ideal for use in confined work spaces

Excellent for body shop repair jobs and light duty work under the dashboard



MAX TORQUE	FREE SPEED	NET WEIGHT
68 Nm (50 ft-lb)	150 RPM	1.17 KG (2.58 LB)
AVG. AIR CONSUMPTION	ALUMINIUM BODY	
6 CFM (170 LPM)	AI	

SPARE PARTS & KITS

CAT NR.	DESCRIPTION	BOX QTY.
BBR-1/RTW/1-2/3-8/STD	Ball Bearing (Rear End)	1
BLD/RTW/1-2/3-8/STD	Rotor Blade	1
BBR-2/RTW/1-2/3-8/STD	Ball Bearing(Front End)	1
WSR-1/RTW/1-2/3-8/STD	Washer	1
IGEAR/RTW/1-2/3-8/STD	Internal Gear	1
GEAR/RTW/1-2/3-8/STD	Gear	1
PIN-1/RTW/1-2/3-8/STD	Pin	1
PCAGE/RTW/1-2/3-8/STD	Planet Cage	1
RBR/RTW/1-2/3-8/STD	Roller Bearing	1
CRSFT/RTW/1-2/3-8/STD	Crank Shaft	1
BDRV/RTW/1-2/3-8/STD	Bushing Drive	1
YOKE/RTW/1-2/3-8/STD	Yoke	1
WSR-2/RTW/1-2/3-8/STD	Washer	1
PIN-2/RTW/1-2/3-8/STD	Pin	1
RAVL/RTW/3-8/STD	3/8" Ratchet Anvil	1
SB/RTW/3-8/STD	Steel Ball	1
SPR-1/RTW/1-2/3-8/STD	Spring	1
SB/RTW/1-2/3-8/STD	Steel Ball	1
PAWL/RTW/1-2/3-8/STD	Pawl	1
WSR/RTW/3-8/STD	Washer	1
SPR-2/RTW/1-2/3-8/STD	Spring	1
LOCPIN/RTW/1-2/3-8/STD	Lock Pin	1

ORDERING INFORMATION

CAT NR.	FREE SPEED	MAX. TORQUE		AIR INLET SIZE	AIR HOSE I.D.	AVG. AIR CONSUMPTION		OVERALL LENGTH		NET WEIGHT		BOX QTY.
	(RPM)	(FT-LB)	(NM)	(INCH)	(INCH)	(CFM)	(LPM)	(INCH)	(MM)	(KG)	(LB)	
RTW/1-2/STD	150	50	68	1/4	3/8	6	170	10.5	267	1.17	2.58	1

22

Tyre Levers

TLVR

Professional quality straight pattern tyre levers with hook & taper

Forged from Carbon Steel

Nickel plated for protection against corrosion

Designed to work without damaging the tyre, rim or inner tube



ORDERING INFORMATION

CAT NR.	LENGTH		BOX QTY.
	(INCH)	(MM)	
TLVR/16	16	400	10
TLVR/21	21	530	10
TLVR/24	24	600	10

23

Roll Head Pry Bars

PRY

Fully forged from Chrome Steel

Hardened 38-43 HRC & tempered

Specifically designed for heavy prying & fulcrum prying in automotive applications


The tapered end is useful for aligning applications.



ORDERING INFORMATION

CAT NR.	LENGTH		STOCK SIZE		BOX QTY.
	(INCH)	(MM)	(INCH)	(MM)	
*PRY/12	12	300	7/16	11	10
*PRY/16	16	400	9/16	14	10
PRY/20	20	500	11/16	17	8

* Best Seller



24

Screw Extractor Set

Manufactured from Chrome Molybdenum Steel

5 pc Screw Extractor Set with drill sizes: 1, 2, 3, 4 & 5 mm

Ideal for removing broken stubs, pipes, screws & bolts

Comes complete in a plastic box

CHROME
MOLYBDENUM

CrMo



ORDERING INFORMATION

CAT NR.	BOX QTY.
SCE/5	10

25

Oil Filter Wrench

Plated steel body

Designed to remove engine oil filters upto 4" (100 mm) diameter

Comfortable vinyl grip

Ideal for use in automotive applications



ORDERING INFORMATION

CAT NR.	STRAP LENGTH		FOR FILTER DIA.	BOX QTY.
	(INCH)	(MM)		
OFW/S/8	20	510	Upto 4" (100 mm)	10

26

Piston Ring Compressors

PRC

Made from high grade spring steel

Self locking ratchet pawl prevents premature release

Friction proof edge allows smooth & accurate piston fitting operation

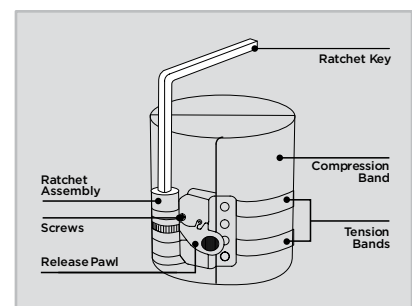
Tension band eliminates bottom flare

Ratchet key included



ORDERING INFORMATION

CAT NR.	SIZE	MAX. RING DIA.		MIN. RING DIA.		HEIGHT		BOX QTY.
		(INCH)	(MM)	(INCH)	(MM)	(INCH)	(MM)	
PRC/1-2/53-125-75	Small	5	125	2-1/2	53	3	75	10
PRC/1-2/60-175-100	Large	7	175	2-3/8	60	4	100	10
PRC/1-2/60-175-150	X-Large	7	175	2-3/8	60	6	150	10



Pullers with 2 or 3 jaw options for external & internal pulling of gears, bearings etc.

Forged chrome vanadium jaws with long & short reach options

Heat treated alloy steel cross bolt & head for maximum strength

Rolled spindle threads for higher strength & smooth movement even under high stress

2 Jaw models are useful for working in compact spaces

3 Jaw option ensures equal load distribution to slide gears, pulleys & flywheels off shaft without damage



2 JAW



3 JAW



ORDERING INFORMATION

CAT NR.	MAX. REACH		SPREAD RANGE		SAFE WORKING LOAD (TON)	BOX QTY.
	(INCH)	(MM)	(INCH)	(MM)		
2 JAW						
BPL/2J/3	3	75	1-7/16	37-75	2	5
*BPL/2J/4	4	100	2 - 4	50-100	4	5
*BPL/2J/6	6	150	3 - 6	75-150	6	5
BPL/2J/8	8	200	4 - 8	100-200	10	1
3 JAW						
BPL/3J/3	3	75	1-7/16	37-75	3	5
*BPL/3J/4	4	100	2 - 4	50-100	6	5
*BPL/3J/6	6	150	3 - 6	75-150	9	1
BPL/3J/8	8	200	4 - 8	100-200	15	1

* Best Seller



3 Jaw Puller used for removing tyre hub

28

Hydraulic Bottle Jacks

JACK/BT

The GROZ Hydraulic Bottle Jacks come with a "Load Limiting Device" a unique safety feature to make sure that the jack is not accidentally used beyond the rated capacity.

Leak-Proof Performance:
Welded construction ensures leak proof performance

Higher Stability:
Forged steel base plate imparts higher stability even under high load as compared to jacks with CI base plates

Increased Durability:
Due to internally machined oil passages, smooth bearing surfaces and close tolerances

Machined and polished RAM with die cut threads that reduce wear and tear

Powder coated 2 piece lifting lever rod with pressed ends for convenient opening & closing of pressure release valve

Stronger Grip:
Knurled heat treated saddle head with non-slip surface gives stronger grip

100% factory tested

50% safety overload factor

Ideal for use on heavy duty trucks, agriculture, construction, mining, automotive, and marine applications where lifting, pushing, spreading, bending, pressing, or straightening is required



Knurled saddle head for non-slip grip

Machined and polished ram

Pump socket

Convenient carrying handle

Compact 2 pc lifting lever rod

Leak proof welded construction

Pressure release valve

Load limiting device

Base Plate

12 TON



VARIANTS



2 TON



4 TON



20 TON



32 TON




50 TON

ORDERING INFORMATION

CAT NR.	LIFT RANGE		CAPACITY		IDEAL FOR USE WITH	BOX QTY.
	(MM)	(INCH)	(TON)	(KG)		
◆ JACK/BT/2W	175-339	7 to 13-11/32	2	1815	Passenger Cars, Taxi's etc.	1
JACK/BT/4W	190-368	7 7/16 to 14-13/16	4	3629	Passenger Cars, Taxi, Pick-Up Trucks, SUV's, MUV's, Vans, LCV's, Mini Trucks	1
★ JACK/BT/12W	230-465	9-1/16 to 18-5/16	12	10886	HCV, Trucks (9-24 ton), Buses	1
★ JACK/BT/20W	240-450	9-7/16 to 17-11/16	20	18144	HCV, Trucks (24-40 ton)	1
JACK/BT/32W	260-420	10-5/16 to 16-9/16	32	29030	Trailers, Dumpers (40-60 ton), RV's	1
JACK/BT/50W	280-450	11 to 17-11/16	50	45359	Dumpers (60-120 tons)	1

◆ New ★ Best Seller



29

Hexagon Key Sets

ALN

Hexagonal keys are most widely used in automotive workshops, garages & in several industrial applications

GROZ offers a wide range of hex key sets for use by mechanic's and technicians worldwide

These are available in two material types:

S2 STEEL:

Superior S2 steel construction. Hardened and tempered with corrosion resistant bright nickel plating

Hardness: 50-52 HRC

HARDENED 50-52 HRC	S2 STEEL S2	CONFORMS TO DIN 898
-------------------------------------	------------------------------	--------------------------------------

ALN/HX-BL/7L/GRZ
Box Qty: 10

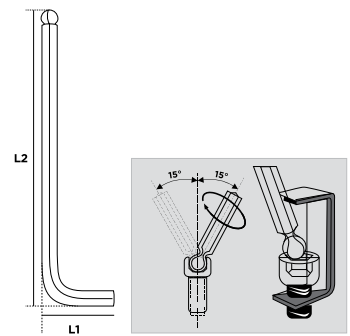
7 Hex Keys With Ball End - Long - Metric

Chamfered hex end for convenience in usage

Ball end permits easy access in tight, hard to reach spaces - upto 30° angle in recess from the screw head



HEX (MM)	L1 (MM)	L2 (MM)
2.5	20	86
3.0	22	91
4.0	27	103
5.0	32	118
6.0	37	139
8.0	43	155
10.0	49	177



ALN/HX-BL/7L/SAE/GRZ
Box Qty: 10

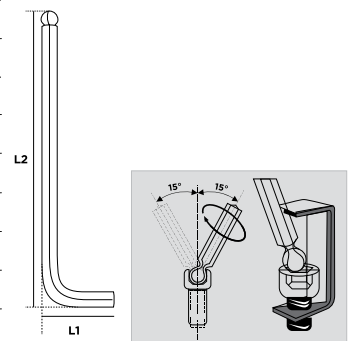
7 Hex Keys with Ball End - Long - SAE

Chamfered hex end for convenience in usage

Ball end permits easy access in tight, hard to reach spaces - upto 30° angle in recess from the screw head



HEX (INCH)	L1 (INCH)	L2 (INCH)
3/32	5/8	2-1/64
1/8	45/64	2-13/64
5/32	53/64	2-33/64
3/16	15/16	2-3/4
1/4	1-1/16	3-3/16
5/16	1-17/64	3-47/64
3/8	1-11/32	4-1/4



ALN/HX-BL/9EL/GRZ
Box Qty: 10

9 Hex Keys with Ball End - Extra Long - Metric

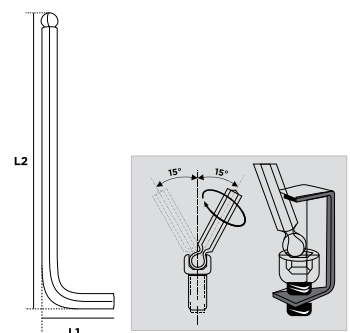
Chamfered hex end for convenience in usage

Ball end permits easy access in tight, hard to reach spaces - upto 30° angle in recess from the screw head

Extra long arm for easy access in confined spaces



HEX (MM)	L1 (MM)	L2 (MM)
1.5	15	91
2.0	17	101
2.5	20	113
3.0	22	127
4.0	27	142
5.0	32	163
6.0	37	184
8.0	43	205
10.0	49	233



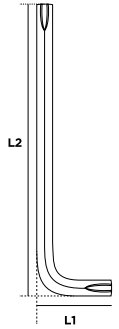
ALN/TX-TX/9L/GRZ
Box Qty: 10

9 Torx Star Keys - Long

Compatible with standard
 TORX fixing systems

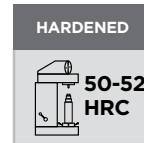


TORX	L1	L2
	(MM)	(MM)
T10	18	86
T15	20	90
T20	20.5	94
T25	20.5	100
T27	21	105
T30	24	114
T40	26.5	123.5
T45	29.5	132.5
T50	32.5	151



CHROME VANADIUM:

Hardened & tempered with corrosion resistant black oxide finish
 Hardness: 50-52 HRC

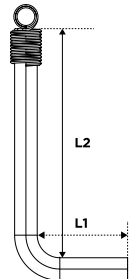


ALN/HX-HX/8/GRZ
Box Qty: 10

8 Hexagonal Keys - Metric



HEX (MM)	L1 (MM)	L2 (MM)
1.5	14	45
2	15	48
2.5	16	51
3	18	56
4	21	64
5	24	70
5.5	26	75
6	27	81

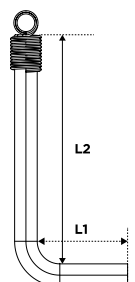


ALN/HX-HX/10/GRZ
Box Qty: 10

10 Hexagonal Keys - Metric



HEX (MM)	L1 (MM)	L2 (MM)
1.5 mm	14	45
2 mm	15	48
2.5 mm	16	51
3 mm	18	56
4 mm	21	64
5 mm	24	70
5.5 mm	26	75
6 mm	27	81
8 mm	32	95
10 mm	34	108

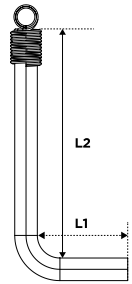


ALN/HX-HX/10/SAE/GRZ
Box Qty: 10

10 Hexagonal Keys - SAE




HEX (INCH)	L1 (INCH)	L2 (INCH)
1/16	35/64	1-49/64
5/64	19/32	1-57/64
3/32	5/8	2-1/64
1/8	45/64	2-13/64
5/32	53/64	2-33/64
3/16	15/16	2-3/4
7/32	1-1/32	2-61/64
1/4	1-1/16	3-3/16
5/16	1-17/64	3-47/64
3/8	1-11/32	4-1/4



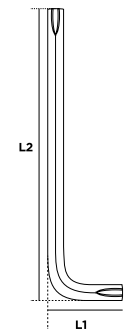
ALN/HX-HX/25/GRZ
Box Qty: 10

25 Hexagonal Keys - Metric & SAE



HEX (MM)	L1 (MM)	L2 (MM)
METRIC		
1.5	14	45
2	15	48
2.5	16	51
3	18	56
4	21	64
4.5	23	67
5	24	70
5.5	26	75
6	27	81
7	30	88
8	32	95
9	34	102
10	34	108

HEX (INCH)	L1 (INCH)	L2 (INCH)
SAE		
1/16	35/64	2-7/16
5/64	5/8	3
3/32	45/64	3-11/32
7/64	3/4	3-15/32
1/8	25/32	3-35/64
9/64	55/64	3-47/64
5/32	63/64	3-15/16
3/16	1-7/64	4-1/2
7/32	1-3/16	5
1/4	1-17/64	5-5/16
5/16	1-27/64	6
3/8	1-37/64	6-2/3



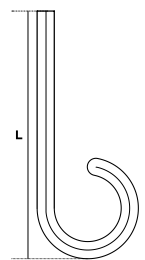
ALN/HX-HX/7/GRZ
Box Qty: 10

7 Hexagonal Keys - Metric

Chamfered end for convenience in usage



HEX (MM)	LENGTH (MM)
2.5 mm	55
3 mm	60
4 mm	65
5 mm	70
6 mm	80
8 mm	85
10 mm	90



ALN/TX-TX/8/GRZ
Box Qty: 10

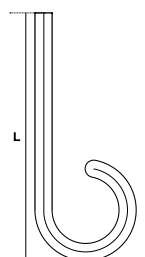
8 Tamper Torx Star Keys

Chamfered end for convenience in usage

Compatible with standard TORX fixing systems



TAMPER TORX	LENGTH (MM)
T9	58
T10	62
T15	70
T20	72
T25	79
T27	88
T30	91
T40	95



30

Screwdrivers Hex Shank

SCDR

Premium quality screwdrivers for the professional user

Superior S2 steel hexagonal shaft for higher torque & wear resistance

Shaft extends into the handle, ensuring full transfer of force.


Multi-component injection moulded hexagonal grip is non-slip & does not roll away

Magnetised tip is accurately hardened ensuring long lasting durability

Tip has black oxide finish for enhanced corrosion resistance



S2 STEEL	HARDENED	HEX SHANK
S2	58-62 HRC	



ORDERING INFORMATION

CAT NR.	TYPE	SIZE	L1	L2	H	BOX QTY.
			(MM)	(MM)	(MM)	
SCDR/H/FL3/75		0.5x3.0	75	75	4	20
SCDR/H/FL4/100		0.8x4.0	100	98	4	20
SCDR/H/FL6.5/38		1.2x6.5	38	55	6	20
SCDR/H/FL6.5/100		1.2x6.5	100	108	6	20
SCDR/H/FL6.5/150		1.2x6.5	150	108	6	15
SCDR/H/FL8/150		1.6x8.0	150	118	8	15
SCDR/H/PH1/75		PH1	75	98	5	20
SCDR/H/PH2/38		PH2	38	55	6	20
SCDR/H/PH2/100		PH2	100	108	6	20
SCDR/H/PH3/150		PH3	150	118	8	15
◆SCDR/H/6/ST			Set of 6: PH 1x75, PH 2x100, FL 3x75, FL 4x100, FL 6.5x150 & FL 8x150			

◆ New



Hex shaft can be tightened using a spanner for high torque applications

31

4V Insta Drive Screwdriver with Retractable Bit Cartridge

IDR-2



Patented retractable, rotating bit cartridge design makes it easy to find, store and change bits

Standard 1" (25 mm) long x 1/4" (6.35mm) S2 Steel Bits

Smooth cartridge that never jams

Large, easy to view cartridge window

Easy to identify and use forward / reverse Switch

LED work light provides visibility when working in low light or enclosed areas

Rechargeable

Long lasting magnetic charge cable enables charging using common USB chargers

4V Lithium Power: Ideal for around-the-house jobs for professionals and DIY users

Lithium Ion Battery: Retains charge up to 18 months




NEW!



SPECIFICATIONS

Battery	4V Lithium 1.3Ah
Rpm	200
Motor	380 W
Torque	3.95-4.5 Nm (35-40 in-lbs)
Switch	Rocker Type
Number Of Bits Stored	7
Storage	Rear Cartridge
Chuck Size	1/4" Hex
Spindle Lock	Yes
Led Work Light	Yes
Weight	0.467 kg (1 lb)
Charger	Magnetic Charge Cable
Includes	USB Cable, Bits
Bit Compatibility	1" (25 mm) Hex Shank Driver Bits



LED Light



Easy to view cartridge window



Charge time of only 90 minutes using USB 1A wall charger



Red light show charging on & Green light shows charging complete

ORDERING INFORMATION

CAT NR.	BOX QTY.
IDR/2	1



Retractable Bit Cartridge - Makes it easy to find, store and change Bits

Specially designed Palm Saver Cap prevents blisters in the palm of your hand. Cap does not turn as you push on the cap and turn the handle

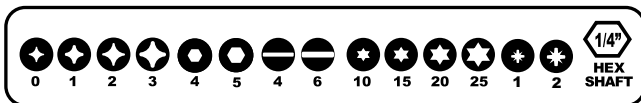
Easy Guide Collar provides greater control by maintaining full contact between the Bit and the Screw

Specially Engineered ABS resin handle

Industrial grade S2 modified steel bits with Rockwell Hardness 58-62

15 IN 1 STANDARD

All purpose bit load driver loaded with 7 double ended professional quality S2 Steel Bits



RD/SD/2



RATCHETING RD/SD/7R

13 IN 1 28-TOOTH SOLID CORE RATCHET

Features ZAD 8 Zinc Alloy SOLID-CORE Ratchet that delivers over 25 Nm of Torque Strength. Precision 28 Tooth Ratchet Design makes driving fasteners faster and easier



ORDERING INFORMATION

CAT NR.	DESCRIPTION	BOX QTY.
RD/SD/2	Standard	6
RD/SD/7R	Ratcheting	6

TYPE	RD/SD/7R	RD/SD/2
	13 IN 1 RATCHETING	15 IN 1 STANDARD
Phillips 0-3	Y	Y
Phillips 1-2	Y	Y
Hex 4-5		Y
Pozi 1x2	Y	Y
Flat / Slotted 4-6	Y	Y
Torx 10-15	Y	Y
Torx 20-25	Y	Y

33

**Retra
Lite**

RTL-1



7 in 1 Retractable Cartridge
Screwdriver

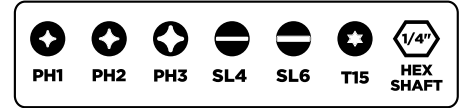
NEW!

Retractable Bit Cartridge -
Makes it easy to find, store
and change Bits

2" (50 mm) long S2 modified
steel bits with Rockwell
Hardness 58-62

Specially designed palm saver
cap prevents blisters in the
palm of your hand. Cap does
not turn as you push on the
cap and turn the handle

Easy guide collar provides
greater control by
maintaining full contact
between the bit and the
screw



Patented Pull
Out Retracting
Cartridge Design



End of Shaft is a
1/4" hex nut driver
with magnetic tip

EZ
collar
guide

Translucent
body

2" long x
1/4" A/F
S2 bits

Palm
saver
cap

ORDERING INFORMATION

CAT NR.	BOX QTY.
RTL/1	6

34

Professional Ratcheting Torque Wrenches

High Accuracy Torque Wrench with unmatched safety & accuracy

48 teeth Ratchet allows for an engagement angle of 7-1/2° which is ideal; providing both precise adjustment & non slip use

Chrome-Molybdenum alloy Steel Square Drive

- To set required torque
- press safety button & pull out adjustment ring
 - Turn ring to the desired value
 - Press the safety button again & push back adjustment ring
 - Wrench is set at desired torque & ready for use

Fully secure locking mechanism avoids accidental/forced adjustment

To tighten fasteners, move Torque Wrench in clockwise direction. Reversing the ratchet allows the wrench to be used in anti-clockwise direction, used for loosening nuts & fasteners

Clearly audible click sound on reaching the required torque

Lightweight with a comfort grip handle & lens for clear reading of the set value

Accurate to ± 4% of reading

Each unit is individually serial numbered & includes calibration certificate traceable to International Standards Institute


Fully serviceable, repair kits available as spare

Ft-lb models can be custom manufactured

ACCURACY
± 4%
OF
READING



Comes in a blow moulded case



SPARE PARTS & KITS

CAT NR.	DESCRIPTION	BOX QTY.
RPR/TQW/NM/3-8A	Ratchet Kit for TQW/RT/3-8/50	1
RPR/TQW/NM/1-2	Ratchet Kit for TQW/RT/1-2/100	1
RPR/TQW/NM/1-2A	Ratchet Kit for TQW/RT/1-2/200	1
RPR/TQW/NM/1-2B	Ratchet Kit for TQW/RT/1-2/340	1
RPR/TQW/NM/3-4A	Ratchet Kit for TQW/RT/3-4/750	1
RPR/TQW/NM/0-1A	Ratchet Kit for TQW/RT/0-1/1000	1
RPR/TQW/GRP	Ratchet Handle	1
PCAGE/RTW/1-2/3-8/STD	Planet Cage	1



D10



WATCH VIDEO

ORDERING INFORMATION

CAT NR.	SQUARE DRIVE	TORQUE RANGE	FINE SCALE	OVERALL LENGTH		NET WT.	BOX QTY.
	(INCH)	(NM)	(NM)	(INCH)	(MM)	(KGS)	
TQW/RT/3-8/25	3/8	5-25	0.1	12.7	323	0.765	1
TQW/RT/3-8/50	3/8	10-50	0.5	15.7	400	0.983	1
TQW/RT/1-2/100	1/2	20-100	0.5	15.7	400	0.998	1
TQW/RT/1-2/200	1/2	40-200	0.5	20.4	517	1.36	1
TQW/RT/1-2/340	1/2	60-340	1	24.4	620	1.73	1
TQW/RT/3-4/750	3/4	150-750	2.5	47.6	1210	5.85	1
TQW/RT/0-1/1000	1	200-1000	2.5	59.0	1500	7.43	1
D10	Torque wrench merchandiser stand (Torque wrench not included)						1

NEW!

Manufactured to the highest level of DIN ISO 6789 & ASME B107.14M.-2004

Accurate to $\pm 4\%$ of reading

Solid steel construction for enhanced durability

Clearly Audible

Click sound on reaching the required torque

Scale reading made easy with four torque readings engraved on the steel body

Reversible Square Drive

Direction of use can be changed/reversed by pushing the square drive to the opposite side

Convenient retracting lever provides quick and easy torque adjustment

Anti-slip grip provides comfort during continuous use

Comes with calibration certificate in a safe to store & carry blow moulded case



Convenient Retracting Lever
Provides quick and easy torque adjustment

Easy scale reading
Scale reading made easy with 4 Torque readings stamped on the steel body

Reliability
Confirms to DIN ISO 6789 & ASME B. 107.14M-2004 standards

Accuracy
The Classic Adjustable Torque Wrenches deliver accuracy of upto $\pm 4\%$

Solid Construction
Provides extra life to the torque wrench

Compact design
For easy access in confined spaces



Reversible Square Drive

ACCURACY

$\pm 4\%$

CONFORMS TO

DIN 6789
ASME B107.300-2010

IMPULSE - SOUND TORQUE INDICATIONS

ORDERING INFORMATION

CAT NR.	SQUARE DRIVE	TORQUE RANGE		OVERALL LENGTH		NET WT. (KG)	BOX QTY.
	(INCH)	(NM)	(FT-LB)	(INCH)	(MM)		
TQW/CL/3-8/33	3/8	5-33	4-24	16-5/8	422	0.720	1
TQW/CL/3-8/68	3/8	12-68	10-50	18-23/32	476	1.05	1
TQW/CL/1-2/135	1/2	25-135	20-100	21-1/2	546	1.60	1
TQW/CL/1-2/225	1/2	50-225	40-160	23-1/2	597	2.30	1
TQW/CL/1-2/330	1/2	70-330	50-250	32-1/2	825	2.60	1
TQW/CL/3-4/800	3/4	200-800	140-600	42-1/8	1070	7.58	1
TQW/CL/0-1/1000	1	200-1000	140-740	55	1400	12.80	1



Length



Comes packed in a blow moulded case

36

Aluminium Torque Wrenches

TQW/AL



World's lightest precision torque wrench with unmatched features

NEW!

50% Lighter

Lightweight yet robust aluminium construction makes this range of torque wrenches at least 50% lighter than corresponding steel models.



Perfect ergonomics & lightweight body makes these ideal for fatigue free usage in heavy workshop applications


Complete with extension bar for added leverage

Torque Indication

Progressive torque building upto the pre-set value easily detected by an audible sound & impulse

Sturdy Storage

Supplied in rugged blow moulded case for extra care and protection for your valuable tool



Integrated 3 Lever Chain Mechanism
Length independence, high accuracy and reliability every time over time



Length Independent
Irrespective of where the force is applied, whether in the middle of the handle or elsewhere, with both hands or with an extension tube, the torque value is always within an accuracy of $\pm 3\%$



Dual Scale Window
Clear window for reading in NM and lbf-ft*



Torque Adjustment
Secure push-pull knob with integrated hex key for easy setting of torque

ACCURACY

$\pm 3\%$

CONFORMS TO

DIN 6789
ASME B107.300-2010

IMPULSE - SOUND TORQUE INDICATIONS



Chrome Molybdenum
Square Drive: for higher strength and durability



Added Leverage
Supplied with an aluminium tube extension for increased leverage while tightening at high torque values

ORDERING INFORMATION

CAT NR.	SQ DRIVE	TORQUE RANGE		GRADUATION	OVERALL LENGTH		NET WT. (KG)	BOX QTY.
	(INCH)	(NM)	(FT-LB)		(INCH)	(MM)		
TQW/AL/3-4/760	3/4	140-760	100-560	10	32-1/2	827	3.0	1
TQW/AL/0-1/2000	1	750-2000	N/A	50	93	2370	11.7	1

*Only on 3/4". On 1" single window with reading in N-m only

NEW!

Heavy duty torque multiplier provides mechanical advantage in applying high torque to tighten nuts & bolts

Particularly used for high torque application

Chrome Vanadium construction with Chrome Molybdenum square drive & Chrome Molybdenum reaction bar

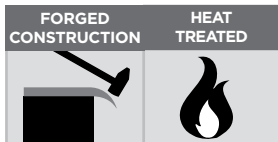
Planetary gear train mechanism multiplies the input torque as per the multiplication factor to deliver the output torque

Torque multiplicative factor reduces operator effort by upto 75%

Replaces the use of long levers, which can be potentially dangerous

Includes breakaway adaptor to prevent damage to the multiplier in case excess torque is applied

Comes complete with straight reaction bar, breakaway adaptor & hex key in a blow moulded case



SPECIFICATIONS

DESCRIPTION	1:6.5 TORQUE MULTIPLIER 1500 Nm (1100 ft-lb)	1:3.3 TORQUE MULTIPLIER 2500 Nm (1840 ft-lb)
Max. Torque	1500 (1100 ft-lb)	2500 (1840 ft-lb)
Torque ratio	1 : 6.5	1 : 3.3
Gear ratio	1 : 9	1 : 4
Max. Input torque	231 Nm (170 ft-lb)	758 Nm (560 ft-lb)
Max. Output torque	1500 Nm (1100 ft-lb)	2500 Nm (1840 ft-lb)
Input drive	1/2"	3/4"
Output drive	3/4"	1"
Accuracy	± 10%	± 10%

ORDERING INFORMATION

CAT NR.	MAX. TORQUE		BOX QTY.
	(NM)	(FT-LB)	
TQM/1-2/3-4/15	1500	1100	1
TQM/3-4/0-1/25	2500	1840	1



Torque multiplier used in inaccessible areas



Torque multiplier used for lug nuts



Torque multiplier used on tracks



Torque multiplier used for machine nut tightening

38

Tool Cart

MTB-30

Mobile workshop Tool Cart for moving bulky & heavy equipment

Double wall steel construction provides high durability

Three full width lockable drawers with ball bearing slides & 2mm vinyl sheet





Rubber mat protects top from damage

Centralized keyed locking system for added security with single operation for opening all drawers

4 Heavy duty 5" x 2" (125 mm x 50 mm) castors

2 fixed and 2 swivel castors with toe lock for safety and better mobility

Ergonomic heavy duty side handle for easy movement

BALL BEARING	DOUBLE WALL CONSTRUCTION
	
AVG. DRAWER LOAD CAPACITY	CART LOAD CAPACITY
 45 KG	450 KG 

NEW!



ORDERING INFORMATION

CAT NR.	DIMENSION		BOX QTY.
	(INCH)	(MM)	
MTB/30	27 x 18-9/32 x 40	686 x 465 x 1008	1

39

Tool Chest




MTB-4

4 drawer tool chest manufactured from double wall steel sheet for high durability

Drawers fitted with anti-slip 2mm vinyl mats

Centralized Keyed locking system with single operation for opening all drawers

Ball bearing drawer slides with drawer liners included

BALL BEARING	DOUBLE WALL CONSTRUCTION
	
AVG. DRAWER LOAD CAPACITY	
 45 KG	

NEW!



ORDERING INFORMATION

CAT NR.	DIMENSION		BOX QTY.
	(INCH)	(MM)	
MTB/4	27 x 12 x 15	680 x 300 x 370	1

40 Portable Workstations

Manufactured from heavy gauge steel sheet

Rugged double wall construction for enhanced durability

Corrosion resistant powder coated finish

Drawers with ball bearing slides for 100% opening

All drawers lined with 2mm vinyl sheet





Integrated centralised locking system to lock/unlock all drawers in a single operations

4 heavy duty castors - 5" x 2" (125 x 50 mm). Rear castors with brakes for safety

Ergonomic handle for ease of movement



MTB-12 12 Drawer Portable Workstation

BALL BEARING	DOUBLE WALL CONSTRUCTION
	
AVG. DRAWER LOAD CAPACITY	TROLLEY LOAD CAPACITY
 45 KG	 450 KG


DRAWER	WIDTH		DEPTH		HEIGHT		NO. OF DRAWERS
	(INCH)	(MM)	(INCH)	(MM)	(INCH)	(MM)	
A	36-5/8	928	15-1/8	385	4-3/8	112	1
B	22-3/8	568	15-1/8	385	2-7/8	74	5
C	22-3/8	568	15-1/8	385	6	153	1
D	11-5/8	297	15-1/8	385	2-7/8	74	4
E	11-5/8	297	15-1/8	385	9-1/8	232	1

ORDERING INFORMATION

CAT NR.	DIMENSION (WxDxH)		BOX QTY.
	(INCH)	(MM)	
MTB/12/WD	42 x 18 x 39	1067 x 457 x 985	1
MTB/7	27 x 18 x 39	686 x 457 x 985	1
SPARE PART & KIT			
LOC/KEY/MTB/7	Spare Key		1

MTB-12

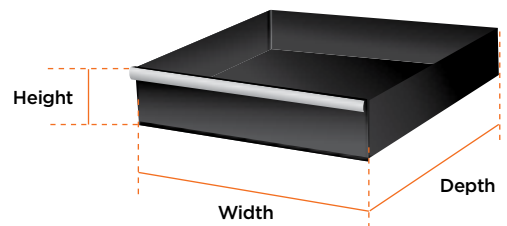
MTB-7



MTB-7

7 Drawer Portable Workstation

DRAWER	WIDTH		DEPTH		HEIGHT		NO. OF DRAWERS
	(INCH)	(MM)	(INCH)	(MM)	(INCH)	(MM)	
A	22-3/8	568	15-1/8	391	2-5/8	62	5
B	22-3/8	568	15-1/8	391	5-3/8	137	2



41

**Universal Tool Kit
154 Piece**


154 Piece Automotive Tool Kit comes in a 7 Drawer Portable Workstation (MTB/7)

A versatile set with an organized layout, makes it convenient to find tools

Ideal for maintenance and service work on automobiles



Tools supplied with trolley

	QTY.	CONTENT OF TOOL TROLLEY	SIZE	IMAGE
TRAY 1	7 pcs	1/4" Hex Bit Sockets	3, 4, 5, 6, 7, 8, 10 mm	
	13 pcs	1/4" Hex Sockets	4, 4.5, 5, 5.5, 6, 7, 8, 9, 10, 11, 12, 13, 14 mm	
	3 pcs	1/4" Slotted Bit Sockets	4, 5.5, 7 mm	
	3 pcs	1/4" Philips Bit Sockets	PH1, PH2, PH3	
	8 pcs	1/4" Torx Bit Sockets	T8, T10, T15, T20, T25, T27, T30, T40	
	9 pcs	1/4" Hex Sockets Deep	5, 6, 7, 8, 9, 10, 11, 12, 13 mm	
	1 pc	1/4" Ratchet Handle		
	3 pcs	1/4" Pozi Bit Sockets	PZ1, PZ2, PZ3	
	3 pcs	1/4" Extension Bar	50, 100, 150 mm	
	1 pc	1/4" Universal Joint		
	1 pc	Spinner Handle	1/4"	
	1 pc	Sliding T Bar	1/4"	
	22 pcs	1/2" Hex Sockets	8, 9, 10, 11, 12, 13, 14, 15, 16, 17, 18, 19, 20, 21, 22, 23, 24, 25, 26, 27, 30, 32 mm	
	1 pc	Sliding T Bar	1/2"	
	2 pcs	1/2" Spark Plug Socket	16, 21 mm	
	1 pc	1/2" Ratchet handle		
	1 pc	1/2" Power Bar	375 mm	
	2 pcs	1/2" Extension Bar	125, 250 mm	
	1 pc	Ratcheting Torque Wrench	40-200 Nm	
	1 pc	1/2" Universal Joint		



	QTY.	CONTENT OF TOOL TROLLEY	SIZE	IMAGE
TRAY 2	1 pc	Combination Plier	200 mm	
	1 pc	Diagonal Cutting Plier	200 mm	
	1 pc	Long Nose Plier	200 mm	
	1 pc	Water Pump Plier	250 mm	
	1 pc	Circlip Plier - Internal Straight	175 mm	
	1 pc	Circlip Plier - Internal Bent	175 mm	
	1 pc	Circlip Plier - External Straight	175 mm	
	1 pc	Circlip Plier - External Bent	175 mm	
	1 pc	Adjustable Wrench	375 mm	
	1 pc	Locking Plier	250 mm	
TRAY 3	5 pcs	Offset Ratcheting Ring Spanners	6 × 8, 10 × 11, 13 × 14, 15 × 17, 19 × 21 mm	
	25 pcs	Offset Combination Spanners	6, 7, 8, 9, 10, 11, 12, 13, 14, 15, 16, 17, 18, 19, 20, 21, 22, 23, 24, 25, 26, 27, 28, 29, 30 mm	
TRAY 4	7 pcs	Flat Screwdriver	3 × 75, 4 × 100, 4 × 100, 6.5 × 38, 6.5 × 100, 6.5 × 150, 8.0 × 150 mm	
	4 pcs	Philips Screwdriver	PH1 × 75, PH2 × 100, PH2 × 38, PH3 × 150	
	Set of 8 pcs	Tamper Torx Star Keys	T9, T10, T15, T20, T25, T27, T30, T40	
	1 pc	LED Flashlight	Extends from 17-55 cm, with Telescopic Magnetic Pick-Up	
	Set of 9 pcs	Hex Key Set with Ball End - Extra Long - Metric	1.5, 2, 2.5, 3, 4, 5, 6, 8, 10 mm	

ORDERING INFORMATION

CAT NR.	BOX QTY.
MTB/7/154/AU	1

Automotive Tools Kit 84 Piece


84 Piece Automotive Tool Kit comes in a 7 Drawer Portable Workstation (MTB/7)

A versatile set with an organized layout, makes it convenient to find tools

Ideal for maintenance and service work on automobiles



Tools supplied with trolley

	QTY.	CONTENT OF TOOL TROLLEY	SIZE	IMAGE
TRAY 1	17 pcs	1/2" Hex Sockets	8, 10, 11, 12, 13, 14, 15, 16, 17, 18, 19, 21, 22, 24, 27, 30, 32 mm	
	5 pcs	1/2" Hex Sockets Deep	10, 14, 17, 19, 22 mm	
	1 pc	Ratchet handle	1/2"	
	1 pc	Sliding T Bar	1/2"	
	1 pc	L Handle	1/2"	
	1 pc	Universal Joint	1/2"	
	2 pcs	1/2" Extension Bar	5", 10"	
	2 pcs	1/2" Spark Plug Socket	16, 21 mm	
	2 pcs	Adaptors	1/2 F x 3/4 M, 1/2 F x 3/8 M	
	1 pc	Combination Plier	200 mm	
	1 pc	Diagonal Cutting Plier	175 mm	
	1 pc	Long Nose Plier	175 mm	
	1 pc	Circlip Plier - Internal Straight	150 mm	
	1 pc	Circlip Plier - Internal Bent	150 mm	
	1 pc	Circlip Plier - External Straight	150 mm	
	1 pc	Circlip Plier - External Bent	150 mm	
	Set of 9 pcs	Hex Key Set with Ball End - Extra Long - Metric	1.5, 2.0, 2.5, 3.0, 4.0, 5.0, 6.0, 8.0, 10.0 mm	
	1 pc	20 leaf - Feeler Gauge	Blade Length: 150 mm	



	QTY.	CONTENT OF TOOL TROLLEY	SIZE	IMAGE
TRAY 2	4 pcs	Pin Punch Set	1/16", 1/8", 3/16" & 5/32"	
	1 pc	Ball Pein Hammer	Head Weight: 24 oz., Handle Length: 14"	
	1 pc	Plastic Mallet	Head Dia: 25mm	
	1 pc	Chisels	Blade Width: 1" (25 mm), Overall Length: 10" (250 mm)	
	1 pc	Cat Bar	16" (400 mm)	
	1 pc	Hacksaw Frame	12" with Bi-Metal Blade	
	1 pc	Adjustable Wrench	10" (250 mm)	
	1 pc	Water Pump Plier	10" (250 mm)	
	1 pc	Locking Plier	10" (250 mm)	
	1 pc	Retra Knife	KNV/R/6	
TRAY 3	12 pcs	Double Open End Spanner Set	6 × 7, 8 × 9, 10 × 11, 12 × 13, 14 × 15, 16 × 17, 18 × 19, 20 × 22, 21 × 23, 24 × 27, 25 × 28, 30 × 32 mm	
	12 pcs	Ring Spanner Set	6 × 7, 8 × 9, 10 × 11, 12 × 13, 14 × 15, 16 × 17, 18 × 19, 20 × 22, 21 × 23, 24 × 27, 25 × 28, 30 × 32 mm	
	1 pc	Rust Preventive Lubricant Spray - GO 20	300 gms	
	2 pc	Flat Screwdriver	6.5 × 100, 8 × 150 mm	
	2 pc	Phillips Screwdriver	PH1 × 75, PH 2 × 100	

ORDERING INFORMATION

CAT NR.	IDEAL FOR	BOX QTY.
MTB/7/84/AU	4 wheeler workshops	1

43

Automotive Tools Kit 65 Piece



65 Piece Automotive Tool Kit comes in a 7 Drawer Portable Workstation (MTB/7)

A versatile set with an organized layout, makes it convenient to find tools

Ideal for maintenance and service work on automobiles



Tools supplied with trolley

	QTY.	CONTENT OF TOOL TROLLEY	SIZE	
TRAY 1	20 pcs	1/2" Hex Sockets	8, 9, 10, 11, 12, 13, 14, 15, 16, 17, 18, 19, 20, 21, 22, 23, 24, 27, 30, 32 mm	
	1 pc	1/2" Ratchet Handle		
	2 pcs	1/2" Extension Bars	125 & 250 mm (5" & 10")	
	1 pc	1/2" Universal Joint		
	Set of 7 pcs	Hex Key Set with Ball End - Long - Metric	2.5, 3, 4, 5, 6, 8, 10 mm	
	1 pc	1/2" Sliding T Bar		
	2 pcs	1/2" Spark Plug Socket	16 & 21 mm	
	1 pc	Heavy Duty Pin Punch	6 mm	
	1 pc	Locking Plier	250 mm (10")	
	1 pc	Ball Pein Hammer - Hickory Wood	456 gms	
TRAY 2	18 pcs	Deep Offset Combination Spanners	6, 7, 8, 9, 10, 11, 12, 13, 14, 15, 16, 17, 18, 19, 20, 21, 22, 24 mm	
	4 pcs	Philips Screwdriver	Ph 2 x 38 mm, Ph 1 x 75 mm, Ph 2 x 100 mm, Ph 3 x 150 mm	
	6 pcs	Slotted Screwdriver	6.5 x 38 mm, 3 x 75 mm, 4 x 100 mm, 6.5 x 100 mm, 6.5 x 150 mm, 8 x 150 mm	

ORDERING INFORMATION

CAT NR.	BOX QTY.
MTB/7/65/AU	1

44

Tool Assortments



INSTANT ACCESS TO TOOLS!

GROZ offers two coloured modular system of foam tool kits designed for ultimate safety and efficiency

A solution for each usage: DIY, automotive repair, industrial maintenance etc.

Ultimate Safety

No more looking around the drawer and risking injury.

Separate space for each tool prevents them for lying around here and there

No Loss

Tools can be located immediately and replaced at the appropriate position after use ensuring no loss

Compatible with GROZ Portable Workstations, Tool Cart & Tool Chest

NEW!

Tool assortments available in 3 modular sizes:



SERIES A FULL SIZE



SERIES B 2/3 SIZE



SERIES C 1/3 SIZE

	WIDTH		DEPTH		HEIGHT		MODULE SIZE
	(INCH)	(MM)	(INCH)	(MM)	(INCH)	(MM)	
Series A	22-1/4	565	15-5/32	385	1-3/16	30	Full Size
Series B	15	380	15-5/32	385	1-3/16	30	2/3 Size
Series C	7-9/32	185	15-5/32	385	1-3/16	30	1/3 Size

*Applicable for standard trolley drawer size (internal) of 568 × 391 mm

Choose your option:



Option of fitting
3 pcs of Series C Modular Kits

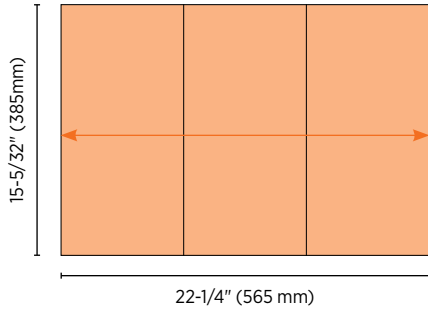


Option of fitting
1 pc of Series B Modular Kit &
1 pc of Series C Modular Kit



Option of fitting
1 pc of Series A Modular Kit

SERIES A - Full Size



QTY.	CONTENT OF TRAY	SIZE	IMAGE
CAT NR. KIT/MOD/11A BOX QTY. 1			
1 pc	Cat Bar	16"	
1 pc	Chisel	Blade Width: 1" (25 mm), Overall Length: 10" (250 mm)	
1 pc	Ball Pein Indestructible Handle Hammer	Head Weight: 24 oz. Handle Length: 14 "	
1 pc	Double Face Plastic Mallet	25 mm	
4 pcs	Pin Punch Set	1.5, 3, 4, 5 mm	
1 pc	Retra Knife		
1 pc	Hacksaw Frame	12" with Bi-metal Blade	
10 pcs	Bi-Metal Hacksaw Blade 8% Cobalt - HSS	12"	
CAT NR. KIT/MOD/13A BOX QTY. 1			
26 pcs	Deep Offset Combination Spanners	6, 7, 8, 9, 10, 11, 12, 13, 14, 15, 16, 17, 18, 19, 20, 21, 22, 23, 24, 25, 26, 27, 28, 29, 30, 32 mm	
CAT NR. KIT/MOD/15A BOX QTY. 1			
1 pc	Adjustable Wrench	15"	
Set of 8 pcs	Tamper Torx Star Keys	T9, T10, T15, T20, T25, T27, T30, T40	
Set of 9 pcs	Hex Keys with Ball End - Extra Long - Metric	1.5, 2.0, 2.5, 3.0, 4.0, 5.0, 6.0, 8.0, 10 mm	
1 pc	LED Flashlight with Telescopic Magnetic Pick Up		
1 pc	Professional Ratcheting Torque Wrench	Drive: 1/2"; Torque Range: 40-200 Nm	
CAT NR. KIT/MOD/19A BOX QTY. 1			
12 pcs	Ring Spanner Set	6 x 7, 8 x 9, 10 x 11, 12 x 13, 14 x 15, 16 x 17, 18 x 19, 20 x 22, 21 x 23, 24 x 27, 25 x 28, 30 x 32 mm	

CAT NR. KIT/MOD/35A BOX QTY. 1		
1 pc	1/2" Slim Line Ratchet Handle	
5 pcs	1/2" Hex Sockets - Deep	10, 14, 17, 19, 21 mm
6 pcs	1/2" Spline Bit Socket	55 mm length: M6, M8, M10; 100 mm length: M8, M10, M12
9 pcs	1/2" Torx Bit Socket	T20, T25, T27, T30, T40, T45, T50, T55, T60
8 pcs	1/2" Hex Bit Socket	5, 6, 7, 8, 10, 12, 14, 17 mm
1 pc	Professional Ratcheting Torque Wrench	Drive: 1/2"; Torque Range: 40-200 Nm



CAT NR. KIT/MOD/37A BOX QTY. 1		
22 pcs	1/2" Hex Sockets	8, 9, 10, 11, 12, 13, 14, 15, 16, 17, 18, 19, 20, 21, 22, 23, 24, 25, 26, 27, 30, 32 mm
21 pcs	1/2" Hex Sockets - Deep	10, 11, 12, 13, 14, 15, 16, 17, 18, 19, 20, 21, 22, 23, 24, 26, 27, 28, 29, 30, 32 mm
1 pc	1/2" Sliding T Handle	
1 pc	Professional Ratcheting Torque Wrench	Drive: 1/2"; Torque Range: 40-200 Nm
1 pc	1/2" Universal Joint	
2 pcs	1/2" Spark Plug Sockets	16 mm & 21 mm
1 pc	1/2" Slim Line Ratchet Handle	
2 pcs	1/2" Extension Bars	5" & 10"
2 pcs	Socket Adaptors	1/2 F x 3/4 M, 1/2 F x 3/8 M



CAT NR. KIT/MOD/40A BOX QTY. 1		
1 pc	Side Cutting Plier	7" (175 mm)
1 pc	Long nose Plier	7" (175 mm)
1 pc	Combination Plier	8" (200 mm)
1 pc	Water Pump Plier	10" (250 mm)
6 pcs	Flat Screwdrivers - Hex Shank	3 x 75, 4 x 100, 6.5 x 100, 6.5 x 150, 6.5 x 38, 8 x 150
4 pcs	Phillips Screwdrivers - Hex Shank	PH1 x 75, PH2 x 100, PH2 x 38, PH3 x 150



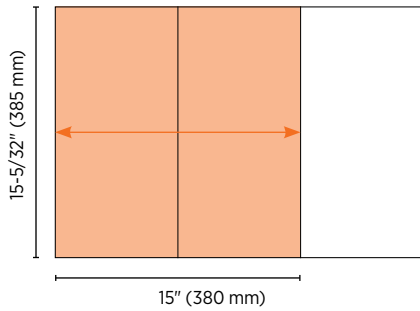
CAT NR. KIT/MOD/41A BOX QTY. 1		
22 pcs	1/2" Hex Sockets	8, 9, 10, 11, 12, 13, 14, 15, 16, 17, 18, 19, 20, 21, 22, 23, 24, 25, 26, 27, 30, 32 mm
1 pc	1/2" Slim Line Ratchet Handle	
1 pc	1/2" Sliding T Handle	
2 pcs	1/2" Extension Bars	5" & 10"
1 pc	1/2" Universal Joint	
21 pcs	1/2" Hex Sockets - Deep	10, 11, 12, 13, 14, 15, 16, 17, 18, 19, 20, 21, 22, 23, 24, 26, 27, 28, 29, 30, 32 mm
6 pcs	1/2" Spline Bit Sockets	55 mm length: M6, M8, M10; 100 mm length: M8, M10, M12
9 pcs	1/2" Torx Bit Sockets	T20, T25, T27, T30, T40, T45, T50, T55, T60
8 pcs	1/2" Hex Bit Sockets	5, 6, 7, 8, 10, 12, 14, 17 mm



CAT NR. KIT/MOD/42A BOX QTY. 1		
1 pc	Water Pump Plier	10" (250 mm)
1 pc	Side Cutting Plier	7" (175 mm)
1 pc	Long Nose Plier	7" (175 mm)
1 pc	Combination Plier	8" (200 mm)
1 pc	Self Locking Plier	10" (250 mm)
1 pc	Circlip Plier - Bent External	7" (175 mm)
1 pc	Circlip Plier - Bent Internal	7" (175 mm)
1 pc	Circlip Plier - Straight External	7" (175 mm)
1 pc	Circlip Plier - Straight Internal	7" (175 mm)
1 pc	End Nipper	6" (150 mm)
1 pc	Retra Knife	



SERIES B - 2/3 Size



CAT NR. KIT/MOD/1B BOX QTY. 1		
22 pcs	1/2" Hex Sockets	8, 9, 10, 11, 12, 13, 14, 15, 16, 17, 18, 19, 20, 21, 22, 23, 24, 25, 26, 27, 30, 32 mm
1 pc	1/2" Sliding T Bar	
2 pcs	1/2" Spark Plug Sockets	16 mm & 21 mm
1 pc	1/2" Slim Line Ratchet Handle	
2 pcs	1/2" Extension Bars	5" & 10"
1 pc	1/2" Universal Joint	
2 pcs	Socket Adaptors	1/2 F x 3/4 M, 1/2 F x 3/8 M
1 pc	1/2" Flex Handle / Power Bar	



CAT NR. KIT/MOD/9B BOX QTY. 1		
6 pcs	Flat Screwdrivers - Hex Shank	3 x 75, 4 x 100, 6.5 x 100, 6.5 x 150, 6.5 x 38, 8 x 150
4 pcs	Phillips Screwdrivers - Hex Shank	PH1 x 75, PH2 x 100, PH2 x 38, PH3 x 150



CAT NR. KIT/MOD/14B BOX QTY. 1		
Set of 9 pcs	Hex Keys with Ball End - Extra Long - Metric	1.5, 2.0, 2.5, 3.0, 4.0, 5.0, 6.0, 8.0, 10 mm
12 pcs	Double Open Ended Spanners	6 x 7, 8 x 9, 10 x 11, 12 x 13, 14 x 15, 16 x 17, 18 x 19, 20 x 22, 21 x 23, 24 x 27, 25 x 28, 30 x 32 mm
5 pcs	Pin Punches - Heavy Duty	2.5, 3, 4, 5, 6 mm
1 pc	Center Punch	6 mm



CAT NR. KIT/MOD/16B BOX QTY. 1		
19 pcs	Deep Offset Combination Spanners	6, 7, 8, 9, 10, 11, 12, 13, 14, 15, 16, 17, 18, 19, 20, 21, 22, 23, 24 mm



CAT NR. KIT/MOD/25B BOX QTY. 1		
19 pcs	Deep Offset Combination Spanners	6, 7, 8, 9, 10, 11, 12, 13, 14, 15, 16, 17, 18, 19, 20, 21, 22, 23, 24 mm
1 pc	Self Locking Plier	10" (250 mm)
Set of 7 pcs	Hex Keys With Ball End - Long - Metric	2.5, 3, 4, 5, 6, 8, 10 mm



CAT NR. KIT/MOD/34B BOX QTY. 1		
1 pc	Side Cutting Plier	7" (175 mm)
1 pc	Long Nose Plier	8" (200 mm)
1 pc	Combination Plier	8" (200 mm)
1 pc	Water Pump Plier	10" (250 mm)



CAT NR. KIT/MOD/36B BOX QTY. 1		
21 pcs	1/2" Hex Sockets - Deep	10, 11, 12, 13, 14, 15, 16, 17, 18, 19, 20, 21, 22, 23, 24, 26, 27, 28, 29, 30, 32 mm
1 pc	1/2" Slim Line Ratchet Handle	



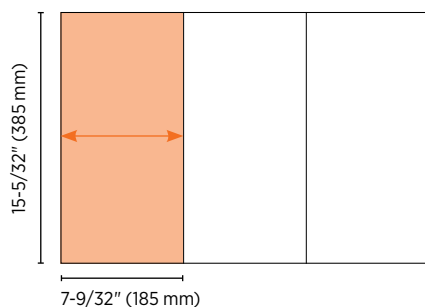
CAT NR. KIT/MOD/38B BOX QTY. 1		
13 pcs	1/4" Hex Sockets	4, 4.5, 5, 5.5, 6, 7, 8, 9, 10, 11, 12, 13, 14 mm
7 pcs	1/4" Hex Bit Sockets	3, 4, 5, 6, 7, 8, 10 mm
3 pcs	1/4" Slotted Bit Sockets	4, 5.5, 7 mm
3 pcs	1/4" Philips bit Sockets	PH1, PH2, PH3
3 pcs	1/4" Pozi bit Sockets	PZ1, PZ2, PZ3
8 pcs	1/4" Torx Bit Sockets	T8, T10, T15, T20, T25, T27, T30, T40
1 pc	1/4" Slim Line Ratchet Handle	
2 pcs	1/4" Extension Bars	2" & 4"
1 pc	1/4" Spinner Handle	
1 pc	1/4" Sliding T Bar	
1 pc	1/4" Universal Joint	
22 pcs	1/2" Hex Sockets	8, 9, 10, 11, 12, 13, 14, 15, 16, 17, 18, 19, 20, 21, 22, 23, 24, 25, 26, 27, 30, 32 mm
1 pc	1/2" Slim Line Ratchet Handle	
2 pcs	1/2" Extension Bars	5" & 10"
2 pcs	1/2" Spark Plug Sockets	16 mm & 21 mm
1 pc	1/2" Sliding T Handle	
2 pcs	Socket Adaptors	1/2 F x 3/4 M, 1/2 F x 3/8 M
1 pc	1/2" Universal Joint	
Set of 9 pcs	Hex Keys with Ball End - Extra Long - Metric	1.5, 2.0, 2.5, 3.0, 4.0, 5.0, 6.0, 8.0, 10 mm



CAT NR. KIT/MOD/39B BOX QTY. 1		
22 pcs	1/2" Hex Sockets	8, 9, 10, 11, 12, 13, 14, 15, 16, 17, 18, 19, 20, 21, 22, 23, 24, 25, 26, 27, 30, 32 mm
1 pc	1/2" Slim Line Ratchet Handle	
1 pc	1/2" Universal Joint	
1 pc	1/2" Sliding T Handle	
2 pcs	1/2" Extension Bars	5" & 10"
2 pcs	1/2" Spark Plug Sockets	16 mm & 21 mm
17 pcs	3/8" Hex Sockets	6, 7, 8, 9, 10, 11, 12, 13, 14, 15, 16, 17, 18, 19, 20, 21, 22 mm
2 pcs	3/8" Extension Bars	3" & 6"
1 pc	3/8" Sliding T Handle	
1 pc	3/8" Universal Joint	
2 pcs	Socket Adaptors	1/2 F x 3/4 M, 3/8 F x 1/4 M



SERIES C - 1/3 Size



CAT NR. KIT/MOD/2C BOX QTY. 1		
Set of 7 pcs	Hex Keys With Ball End - Long - Metric	2.5, 3.0, 4.0, 5.0, 6.0, 8.0, 10.0 mm
1 pc	Self Locking Plier	10" (250 mm)



CAT NR. KIT/MOD/3C BOX QTY. 1		
1 pc	Circlip Plier - Bent External	6" (150 mm)
1 pc	Circlip Plier - Bent External	6" (150 mm)
1 pc	Circlip Plier - Straight External	6" (150 mm)
1 pc	Circlip Plier - Straight Internal	6" (150 mm)



CAT NR. KIT/MOD/4C BOX QTY. 1		
1 pc	Water Pump Plier	10" (250 mm)
1 pc	Self Locking Plier	10" (250 mm)



CAT NR. KIT/MOD/6C BOX QTY. 1		
1 pc	Circlip Plier - Bent External	7" (175 mm)
1 pc	Circlip Plier - Bent Internal	7" (175 mm)
1 pc	Circlip Plier - Straight External	7" (175 mm)
1 pc	Circlip Plier - Straight Internal	7" (175 mm)



CAT NR. KIT/MOD/8C BOX QTY. 1		
13 pcs	1/4" Hex Sockets	4, 4.5, 5, 5.5, 6, 7, 8, 9, 10, 11, 12, 13, 14 mm
7 pcs	1/4" Hex Bit Sockets	3, 4, 5, 6, 7, 8, 10 mm
3 pcs	1/4" Slotted Bit Sockets	4, 5.5, 7 mm
3 pcs	1/4" Philips Bit Sockets	PH1, PH2, PH3
3 pcs	1/4" Pozi Bit Sockets	PZ1, PZ2, PZ3
8 pcs	1/4" Torx Bit Sockets	T8, T10, T15, T20, T25, T27, T30, T40
9 pcs	1/4" Hex Sockets - Deep	5, 6, 7, 8, 9, 10, 11, 12, 13 mm
1 pc	1/4" Slim Line Ratchet Handle	
3 pcs	1/4" Extension Bars	2", 4", 6"
1 pc	1/4" Spinner Handle	
1 pc	1/4" Sliding T Bar	
1 pc	1/4" Universal Joint	




CAT NR. KIT/MOD/12C BOX QTY. 1		
12 pcs	Double Open Ended Spanners	6 x 7, 8 x 9, 10 x 11, 12 x 13, 14 x 15, 16 x 17, 18 x 19, 20 x 22, 21 x 23, 24 x 27, 25 x 28, 30 x 32 mm





CAT NR. KIT/MOD/17C BOX QTY. 1		
1 pc	Side Cutting Plier	7" (175 mm)
1 pc	Long Nose Plier	7" (175 mm)
1 pc	Combination Plier	8" (200 mm)




CAT NR. KIT/MOD/18C BOX QTY. 1			
Set of 9 pcs	Hex Keys with Ball End - Extra Long - Metric	1.5, 2.0, 2.5, 3.0, 4.0, 5.0, 6.0, 8.0, 10 mm	
1 pc	Adjustable Wrench	10"	
1 pc	Rust Preventive Lubricant Spray - GO20	300 gms	
1 pc	Feeler Gauge	20 leaves, 150 mm	

CAT NR. KIT/MOD/21C BOX QTY. 1			
1 pc	1/2" L Handle		
1 pc	1/2" Slim Line Ratchet Handle		
5 pcs	1/2" Hex Sockets - Deep	10, 14, 17, 19, 22 mm	

CAT NR. KIT/MOD/22C BOX QTY. 1			
2 pcs	Flat Screwdrivers	6.5 x 100, 8 x 150	
2 pcs	Phillips Screwdrivers	PH1 x 75, PH2 x 100	

CAT NR. KIT/MOD/23C BOX QTY. 1			
22 pcs	1/2" Hex Sockets	8, 9, 10, 11, 12, 13, 14, 15, 16, 17, 18, 19, 20, 21, 22, 23, 24, 25, 26, 27, 30, 32 mm	
1 pc	1/2" Slim Line Ratchet Handle		

CAT NR. KIT/MOD/24C BOX QTY. 1			
1 pc	1/2" Sliding T Handle		
2 pcs	1/2" Extension Bars	5" & 10"	
1 pc	1/2" Universal Joint		
1 pc	1/2" Flex Handle / Power Bar		

CAT NR. KIT/MOD/26C BOX QTY. 1			
4 pcs	Flat Screwdrivers	3 × 75, 4 × 100, 6.5 × 100, 8 × 150	
2 pcs	Phillips Screwdrivers	PH2 × 100, PH3 × 150	
CAT NR. KIT/MOD/27C BOX QTY. 1			
1 pc	Side Cutting Plier	8" (200 mm)	
1 pc	Long Nose Plier	8" (200 mm)	
1 pc	Combination Plier	8" (200 mm)	
CAT NR. KIT/MOD/28C BOX QTY. 1			
5 pcs	Flat Screwdrivers - Hex Shank	3 × 75, 4 × 100, 6.5 × 100, 6.5 × 150, 8 × 150	
CAT NR. KIT/MOD/29C BOX QTY. 1			
1 pc	Flat Screwdriver - Hex Shank	6.5 × 38	
4 pcs	Phillips Screwdrivers - Hex Shank	PH1 × 75, PH2 × 38, PH2 × 100, PH3 × 150	
CAT NR. KIT/MOD/30C BOX QTY. 1			
8 pcs	Ring Spanner Set	6 × 7, 8 × 9, 10 × 11, 12 × 13, 14 × 15, 16 × 17, 18 × 19, 20 × 22 mm	



CAT NR. KIT/MOD/31C BOX QTY. 1		
22 pcs	1/2" Hex Sockets	8, 9, 10, 11, 12, 13, 14, 15, 16, 17, 18, 19, 20, 21, 22, 23, 24, 25, 26, 27, 30, 32 mm
1 pc	1/2" Slim Line Ratchet Handle	
2 pcs	1/2" Extension Bars	5" & 10"
1 pc	1/2" Universal Joint	
1 pc	1/2" Sliding T Bar	



CAT NR. KIT/MOD/32C BOX QTY. 1		
1 pc	Adjustable Wrench	10"
1 pc	Water Pump Plier	10" (250 mm)
1 pc	Tape Measure	Length - 5m, Width - 19 mm



CAT NR. KIT/MOD/33C BOX QTY. 1		
1 pc	Ball Pein Hickory Wood Handle Hammer	Handle Length - 16"
4 pcs	Pin Punches	1.5, 3, 4, 5 mm
3 pcs	Octagonal Cold Chisels	Blade Width - 6 mm, Overall Length - 100, 125, 150 mm
1 pc	Double Face Plastic Mallet	25 mm



45

Aluminium Tool Box

MTB/5/AL

- ✓ Ultra Safe
- ✓ Ultra Light
- ✓ Super Strong
- ✓ Weather Proof
- ✓ Rust Proof
- ✓ Dent Proof
- ✓ Theft Proof

Full aluminium die cast construction super light yet strong and sturdy

No spot welds

No over lapping compartments

Full spread visibility

Cast-In lid hinges with non-removable pins

Extra large size for holding a whole lot of tools

Attractive powder coated finish

Lockable: Keeps contents safe



*Tools not included

LOAD
CAPACITY

**50 KG
(110 LBS)**

CAT NR.	DIMENSIONS		WEIGHT (KG)	BOX QTY.
	(INCH)	(MM)		
MTB/5/AL	18.1 × 9.45 × 8.66	460 × 240 × 220	6.7	1

46

Mechanic's Tool Kit

Comprehensive Mechanic's Tool Kit comes in an Aluminium Tool Box (MTB/5/AL)

Ideal for general purpose repair use in automotive workshops, garages & service centres

Size of Tool Box:
18.1" x 9.45" x 8.66"
(460 x 240 x 220 mm)

Heavy duty die cast aluminium tool box for increased durability

	QTY	CONTENTS OF TRAY	SIZE	IMAGE	
TRAY 1	2 pcs	Philips Screwdriver	Ph 2 x 38 mm, Ph 3 x 150 mm		
	3 pcs	Slotted Screwdriver	6.5 x 38 mm, 3 x 75 mm, 6.5 x 150 mm		
TRAY 2	2 pcs	1/2" Extension Bars	125 & 250 mm (5" & 10")		
	1 pc	1/2" Universal Joint			
	1 pc	1/2" Sliding T Bar			
	1 pc	Heavy Duty Pin Punch	1/4" (6 mm)		
1 pc	Ball Pein Hammer - Hickory Wood	16 oz. (456 gms)			
TRAY 3	18 pcs	Deep Offset Combination Spanners	6, 7, 8, 9, 10, 11, 12, 13, 14, 15, 16, 17, 18, 19, 20, 21, 22, 24 mm		
	Set of 7 pc	Hex Key Set with Ball End - Long - Metric	2.5, 3, 4, 5, 6, 8, 10 mm		
	1 pc	Locking Plier	250 mm (10")		
TRAY 4	20 pcs	1/2" Hex Sockets	8, 9, 10, 11, 12, 13, 14, 15, 16, 17, 18, 19, 20, 21, 22, 23, 24, 27, 30, 32 mm		
	1 pc	1/2" Ratchet Handle			
	2 pcs	1/2" Spark Plug Socket	16 & 21 mm		
TRAY 5	2 pcs	Philips Screwdriver	Ph 1 x 75 mm, Ph 2 x 100 mm		
	3 pcs	Slotted Screwdriver	4 x 100 mm, 6.5 x 100 mm, 8 x 150 mm		
TRAY 6	1 pc	Long Nose Plier	8" (200 mm)		
	1 pc	Combination Plier	8" (200 mm)		
	1 pc	Side Cutting Plier	8" (200 mm)		



MTB/5AL/66/AU
65 Piece Mechanic's Tools Kit



MTB/5AL/64/AU
63 Piece Mechanic's Tools Kit

ORDERING INFORMATION

CAT NR.	CONTENTS	BOX QTY.
MTB/5AL/66/AU	Tray 1, 2, 3, 4, 5	1
◆MTB/5AL/64/AU	Tray 2, 3, 4, 5, 6	1

◆New

General purpose cantilever tool box

Manufactured from heavy gauge steel sheet

Corrosion resistant powder coated finish

Full spread cantilever mechanism gives quick & easy access to all stored parts

Trays open automatically when handle is depressed & close when lifted

Lid incorporates provision for padlock

Load Capacity:
35 kg (77 lbs)

Also available with 4 wheel trolley made from heavy gauge steel sheet. Heavy duty castors for convenient movement in the workshop/garage



MTB/5



MTB/5T

Full spread cantilever mechanism



ORDERING INFORMATION

CAT NR.	DESCRIPTION	TOOL BOX DIMENSIONS		BOX QTY.
		(INCH)	(MM)	
MTB/5	Tool Box	17-5/16 x 7-7/8 x 7-7/8	440 x 200 x 200	1
MTB/5T	Tool Box with Trolley			1
BDL/MTB/5	Trolley only			1

48

5 Tray Cantilever Tool Box with Tools

MTB-5-AU

84 pcs tool assortment in metric sizes for use in automotive workshops & service stations

Tool box manufactured from heavy gauge steel sheet

Rugged construction to withstand repeated use in tough conditions



QTY.	CONTENT	SIZE
1 Set	Hexagon Key Set (set of 9 pcs)	With Ball End - Extra Long - Metric - 1.5, 2.0, 2.5, 3.0, 4.0, 5.0, 6.0, 8.0, 10 mm
12 pcs	Double Open End Spanner Set	6 × 7, 8 × 9, 10 × 11, 12 × 13, 14 × 15, 16 × 17, 18 × 19, 20 × 22, 21 × 23, 24 × 27, 25 × 28, 30 × 32
12 pcs	Ring Spanner Set	6 × 7, 8 × 9, 10 × 11, 12 × 13, 14 × 15, 16 × 17, 18 × 19, 20 × 22, 21 × 23, 24 × 27, 25 × 28, 30 × 32
4 pcs	Pin Punch Set	1.5, 2.5, 3, 4 mm
2 pcs	Flat Screwdriver	6.5 × 125 mm; 8 × 150 mm
2 pcs	Phillips Screwdriver	1 × 80 mm; 2 × 100 mm
1 pc	Side Cutting Plier	7" (175 mm)
1 pc	Long Nose Plier	7" (175 mm)
1 pc	Combination Plier	8" (200 mm)
1 pc	Circlip Plier - Bent External	6" (150 mm)
1 pc	Circlip Plier - Bent Internal	6" (150 mm)
1 pc	Circlip Plier - Straight External	6" (150 mm)
1 pc	Circlip Plier - Straight Internal	6" (150 mm)
1 pc	Ball Pein Hammer	Head weight - 24 oz., Handle length - 14"
1 pc	Plastic Mallet	25 mm

QTY.	CONTENT	SIZE
1 pc	Chisel	Blade Width - 1"(25 mm), Overall Length - 10" (250 mm)
1 pc	Cat Bar	16" (400 mm)
1 pc	Hacksaw frame	12" with Bi-Metal Blade
17 pcs	1/2" Hex Socket	8, 10, 11, 12, 13, 14, 15, 16, 17, 18, 19, 21, 22, 24, 27, 30, 32 mm
5 pcs	1/2" Hex Socket - Deep	10, 14, 17, 19, 22 mm
1 pc	1/2" Ratchet handle	
1 pc	1/2" Sliding T Bar	
1 pc	1/2" L Handle	
2 pcs	1/2" Universal Joint	
2 pcs	1/2" Extension Bar	5" & 10"
2 pcs	1/2" Spark Plug Socket	16 mm & 21 mm
2 pcs	Socket Adaptors	1/2 F × 3/4 M, 1/2 F × 3/8 M
1 pc	Feeler Gauge	20 leaves, 150 mm
1 pc	Adjustable Wrench	10" (250 mm)
1 pc	Water Pump Plier	10" (250 mm)
1 pc	Locking Plier	10" (250 mm)
1 pc	Rust Preventive Lubricant Spray - GO20	300 gms
1 pc	Retra Knife	
1 pc	5 Tray Cantilever Tool Box	

ORDERING INFORMATION

CAT NR.	BOX QTY.
MTB/5/84/AU	1

49

**Nylon
Tool Bags**

NTB-1 **NTB-2**
NTB-3

Durable, high quality water and abrasion resistant denier polyester tool bags. Double layered construction for enhanced durability

Wide opening for easy access to contents

Easy pull heavy duty zipper

Handle stitching area reinforced for maximum durability

Rigid and waterproof base with TPR knobs to prevent damage from floor

Shoulder strap with cushioned rubber reinforcement on shoulder level

Tools not included



NTB-1
Large



NTB-2
X-Large



NTB-3
Medium

ORDERING INFORMATION

CAT NR.	LOAD CAPACITY		DIMENSIONS		SIZE	BOX QTY.
	(KG)	(LBS)	(INCH)	(MM)		
NTB/1	30	66	16.5 × 10.2 × 11.8	420 × 260 × 300	Large	1
◆ NTB/2	60	132	17.9 × 11.0 × 11.8	455 × 280 × 300	X-Large	1
◆ NTB/3	10	22	12 × 9 × 5.5	300 × 225 × 140	Medium	1

◆ New

50

Back Pack

NTB-4



NEW!

Durable, high density denier fabric bag pack with foam lined back. Water and moisture proof keeping contents safe

Multiple pockets and division for organized tooling


Safe and secure laptop and A4 document compartment

Cushioned shoulder straps for ergonomic and convenient carriage

Dual zipper closure enables opening from both ends

Rigid Form: Can stand in open position enabling easy access to all contents

Comes with additional layer of waterproof covering to keep back pack safe against rain & water



* Contents not included

ORDERING INFORMATION

CAT NR.	DIMENSIONS (L x D x W)		BOX QTY.
	(INCH)	(MM)	
NTB/4	19.2 x 13.7 x 16.9	490 x 350 x 430	1

GROZ Reversible Ratcheting Spanners designed for high torque applications with outstanding quality & performance

72 teeth, strong gear ratcheting ring with 5° arc for smooth movement

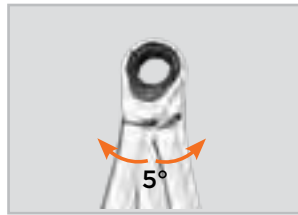
Ratcheting ring feature allows increased working speed, eliminating the need to remove the spanner from the fastener after each turn

Narrow and thin head, combined with fine gear tooth design makes the Ratcheting Spanner suitable for working in tight and hard to access areas where a ratchet and socket will not fit

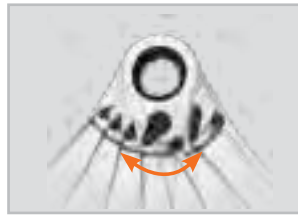
Reversible lever to change the action direction

15° offset at ring end, makes it easy to gain access to the fasteners and achieve high leverage


Chrome plated for corrosion protection with ultra premium finish for scratch proof surface



72 Teeth with 5 degree action arc:
Provide extreme high torque for professional users



Reversible Lever:
Makes it easy to switch the action direction



Higher Accessibility:
Offset at the ring end with 15° angle for easier access & higher leverage



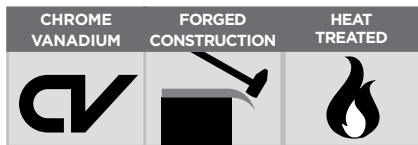
Reversible Lever

72 Teeth Ratchet

Bi-Hex profile:
Grips the fastener better



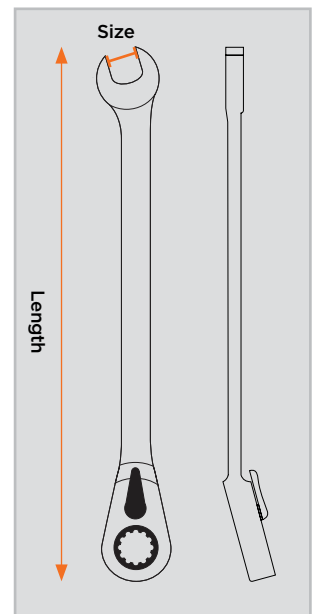
CSS/RRT/7ST/UG



ORDERING INFORMATION

CAT NR.	SIZE	LENGTH		WEIGHT	BOX QTY.
	(MM)	(INCH)	(MM)	(GMS)	
*CSP/RRT/8/UG	8	5-1/2	140	40	5
*CSP/RRT/10/UG	10	6-5/16	160	55	5
*CSP/RRT/12/UG	12	6-11/16	170	80	5
*CSP/RRT/13/UG	13	7-3/32	180	95	5
*CSP/RRT/14/UG	14	7-1/2	190	110	5
*CSP/RRT/17/UG	17	9	225	180	5
*CSP/RRT/19/UG	19	9-5/8	245	235	5
SET					
CSS/RRT/7ST/UG	7 pc set: 8, 10, 12, 13, 14, 17, 19 mm				1

* Best Seller



52

Slogging Wrenches

RSW
OSW

Forged from Chrome Vanadium Steel, hardened 39-46 HRC and tempered

Used for tightening and slackening large nuts & bolts in ship maintenance, mining, piping and other similar industrial applications

One end is shaped to fit a nut and the other is enlarged to receive blows from a hammer. The shock of the impact is useful in breaking rust/ paint

These are available in 2 types:


- a. Ring Slogging Wrenches
- b. Open Jaw Slogging Wrenches



Ring Slogging Wrenches



Open Jaw Slogging Wrenches



ORDERING INFORMATION

CAT. NR.	SIZE (MM)	BOX QTY.
RING SLOGGING WRENCHES - METRIC		
*RSW/27	27	8
*RSW/30	30	8
*RSW/36	36	5
*RSW/41	41	5

* Best Seller

CAT. NR.	SIZE (MM)	BOX QTY.
OPEN JAW SLOGGING WRENCHES		
OSW/24	24	8
OSW/27	27	8
OSW/30	30	5
OSW/36	36	5

Pliers are individually forged from chrome vanadium steel, fully hardened & tempered

Addition of chrome & vanadium increases hardness & toughness of these pliers. Both these materials are rust inhibiting making pliers resistant to wear & tear thereby enhancing working life

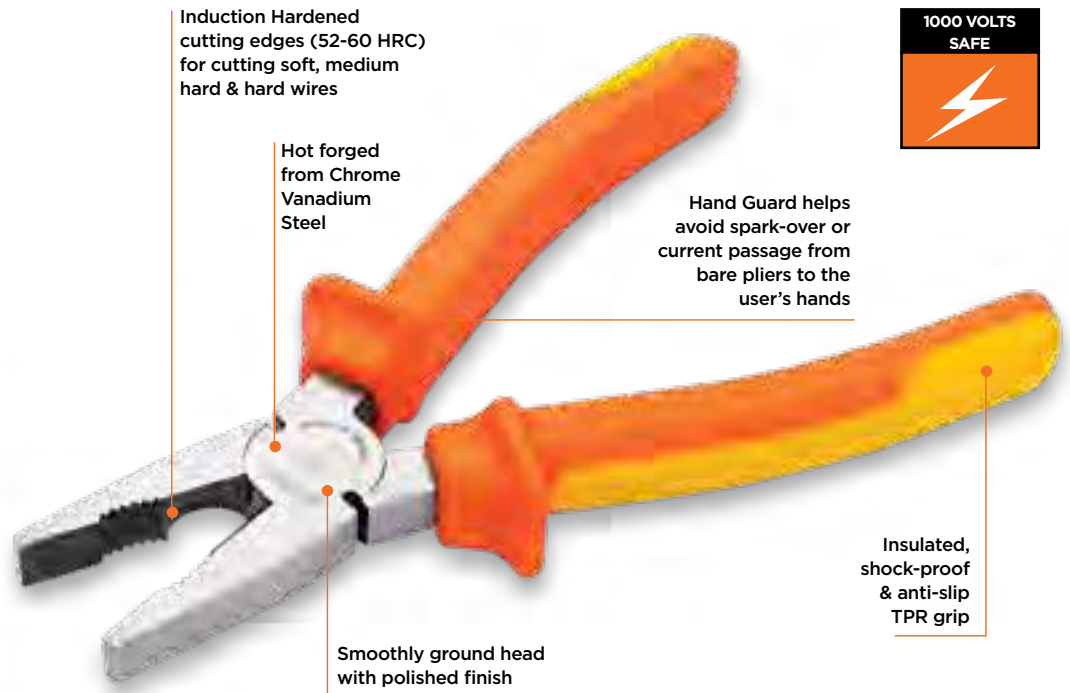
1000V Safe

Tested in accordance with VDE standards & insulated to 1000V AC for live wire working

Heavily insulated, dual colour, ergonomically designed TPR grip is shock-proof & anti-slip making these pliers safest in use

Available in the following types

- a. Combination Pliers**
Most suitable for gripping, bending, straightening, crushing, pulling, stripping insulation, cutting wires etc
- b. Long Nose Pliers**
Most suitable for cutting & gripping wires
- c. Side Cutting Pliers**
Most suitable for cutting wires



a. Combination Pliers



b. Long Nose Pliers



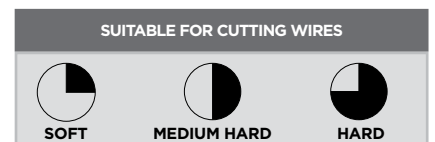
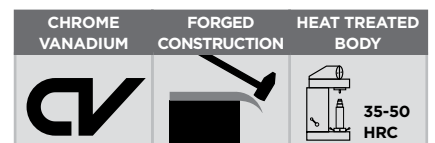
c. Side Cutting Pliers



ORDERING INFORMATION

CAT NR.	LENGTH		BOX QTY.
	(INCH)	(MM)	
COMBINATION PLIERS			
CPL/CV/6	6	150	72
CPL/CV/7	7	175	72
*CPL/CV/8	8	200	54
LONG NOSE PLIERS			
*LNP/CV/6	6	150	72
LNP/CV/7	7	175	72
*LNP/CV/8	8	200	72
SIDE CUTTING PLIERS			
*SCP/CV/6	6	150	72
SCP/CV/7	7	175	72
PLIER SETS			
PLR/CV/ST3	3 piece set: Includes 8" Combination Plier, 7" Long Nose Plier & 7" Side Cutting Plier		5

* Best Seller



54

Circlip Pliers

CLP

Hot forged from Chrome Vanadium Steel

Fully hardened & tempered

Precise & solid contact tips prevent circlip damage

Forged non slip tips for exceptional longevity & precision

Soft cushion grip for comfort in usage



External Straight



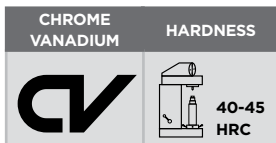
External Bent



Internal Straight



Internal Bent



ORDERING INFORMATION

CAT NR.	DESCRIPTION	LENGTH		BOX QTY.
		(INCH)	(MM)	
CLP/ST/E/150	External Straight	6	150	54
◆CLP/ST/E/175	External Straight	7	175	54
CLP/ST/I/150	Internal Straight	6	150	54
◆CLP/ST/I/175	Internal Straight	7	175	54
CLP/BND/E/150	External Bent	6	150	54
◆CLP/BND/E/175	External Bent	7	175	54
CLP/BND/I/150	Internal Bent	6	150	54
◆CLP/BND/I/175	Internal Bent	7	175	54

◆New

55

Water Pump Pliers

WPP

Forged from Chrome Vanadium Steel


Fully hardened & tempered jaws clamp automatically on pipes & nuts

Serrated jaws set at 45° from the handles. Lower jaw can be moved to 7 position by sliding along a tracking section under the upper jaw. This allows adjustment to number of sizes without the distance of the handle growing too wide

Corrosion resistant black oxide finish

Ergonomic cushion grip for convenience in use

Used for turning & holding nuts & bolts, gripping irregular shaped objects, holding pipes, objects with large diameter etc

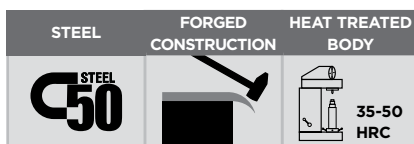


Jaws remain parallel in any position for better grip

Unique box joint adjusting system allows quick & easy one hand adjustment

Special barrier prevents accidental squeeze of fingers between plier handles

Cushion grip handle for convenience in use



ORDERING INFORMATION

CAT NR.	LENGTH		BOX QTY.
	(INCH)	(MM)	
WPP/BJ/7/CV	7	175	10
*WPP/BJ/10/CV	10	250	10
*WPP/BJ/12/CV	12	300	8
WPP/BJ/16/CV	16	400	5

* Best Seller

56

Self Locking Pliers

SLP

Forged from Chrome Molybdenum Steel for higher strength & durability

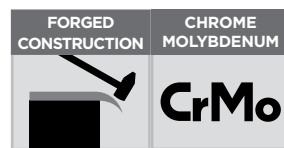
Jaws are induction hardened 45-60 HRC for maximum torque with minimum input pressure

Curved jaw design grips nut and bolt head with high pressure on four points, which provides powerful tightening for applications requiring high torque

Spring loaded release mechanism provides controlled release making it ideal for applications in restricted space.

Wide adjustment screw coupled with rolled thread spindle provides for smoother adjustment of pressure on the work-piece

Non-pinch & rubberised non-slip grip for fatigue free use



ORDERING INFORMATION

CAT NR.	LENGTH		BOX QTY.
	(INCH)	(MM)	
SLP/7C	7	175	5
*SLP/10C	10	250	5

* Best Seller

57

Adjustable Pipe Wrenches Stillson Pattern

SPW

Manufactured from selected tool steel

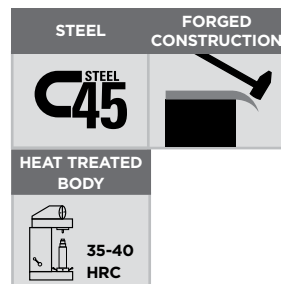
Accurately hardened & tempered jaws & frame

Jaws with Vee grooves to hold round jobs securely

Accurately machined screw threads and nut with spring jaws

NOTE

These should not be used on nuts, bolts & hexagonal fittings where they could cause damage



For holding small & flat jobs conveniently

ACME threads for improved load bearing capacity

ORDERING INFORMATION

CAT NR.	LENGTH		MAX. OPENING		BOX QTY.
	(INCH)	(MM)	(INCH)	(MM)	
*SPW/10	10	250	1-5/16	33	10
*SPW/12	12	300	1-21/32	42	10
SPW/14	14	350	1-7/8	48	10
SPW/18	18	450	2-3/8	60	8
SPW/24	24	600	2-7/8	73	5

* Best Seller

Adjustable Wrench is a spanner with a jaw of adjustable width. This allows the same wrench to be used with varying sizes of nuts & bolts unlike conventional fixed spanners

The same wrench can be used with both metric & imperial fasteners

Forged from Chrome Vanadium Steel, accurately hardened & tempered

Precision ground jaws for secure grip on fasteners

Ergonomic handle for comfortable grip reducing user fatigue



NOTE

Ensure that fixed jaw leads the rotation & movable jaws follows the fixed jaw. This way, there will be less stress on the movable jaw which is not supported as ruggedly as the fixed jaw




Graduated scale indicates jaw opening

Precision ground jaws grip fasteners better eliminating slippage

Hot forged, hardened & tempered Chrome Vanadium Steel

Chrome Plated Finish



CHROME VANADIUM	FORGED CONSTRUCTION	HARDNESS
		 38-46 HRC

ORDERING INFORMATION

CAT NR.	LENGTH		OPENING		TORQUE (KGF-M)	BOX QTY.
	(INCH)	(MM)	(INCH)	(MM)		
AWR/CV/8	8	200	15/16	24	148	10
*AWR/CV/10	10	250	1	27	245	10
*AWR/CV/12	12	300	1-5/16	34	392	10

* Best Seller

59

Retra Knife

KNV/R/6



Heavy duty Retractable knife for continuous, non-stop usage

Rugged Zinc alloy body for prolonged tool life

SK 2 steel blades are accurately hardened & have superior edge retention to handle tough cutting jobs with ease

Each blade can be used twice. When blunt, simply pull out blade, invert it & re-install. Knife is ready to use again

Quick change blade operation

1. Simply press quick release button to slide out used blade
2. Load new blade with a squeeze of the lever

In-built storage compartment that can store up to 6 spare blades (included) gives convenient access to new blades

Ergonomic TPR handle with thumb groove for improved grip & ease of use

Suitable for cutting plastic, rubber, wood, gaskets, cardboard, fibre etc.

Blades available as spares as a pack of 12



Squeeze lever to load blade



When blunt, simply pull out blade, invert it & re-install



Quick release button to slide out used blade



Storage compartment for storing 6 spare blades



Squeeze lever again to load new blade

ORDERING INFORMATION

CAT NR.	DESCRIPTION	BOX QTY.
KNV/R/6	Knife	6
BLD/KNV/5/ST	Spare blade, pack of 10	10

OVERALL LENGTH	BLADE THICKNESS
6-3/4" (170 MM)	0.02" (0.6 MM)



NEW!


GROZ Retractable knife for fatigue free non-stop usage

Lightweight, yet robust Aluminium Die Cast body

SK2 Steel blades with triple cutting edge makes the blades 50% sharper compared to regular blades

Each knife comes with 5 blades

Interlock nose secures the blade firmly making it safe in use

In-built blade storage compartment


Spare blades available as a pack of 10



Press the lever down & push forward to load blade



Open screw to reach blade storage compartment



Quick & convenient blade interchange



Total 5 blades: 4 blades come as spare inside the knife, with 1 blade in use

ORDERING INFORMATION

CAT NR.	DESCRIPTION	BOX QTY.
KNV/5	Knife	6
BLD/KNV/5/ST	Spare blade, pack of 10	10

OVERALL LENGTH	BLADE THICKNESS
6-3/4" (170 MM)	0.02" (0.6 MM)

75X
STRONGER

The Indestructible Handle Hammer Technology



WATCH VIDEO

STEEL LOCKING PLATE

locks head to the handle
eliminating loosening or
dislodging

HI-VISIBILITY HEAD

instant identification on
any job site

VULCANIZED RUBBER HANDLE

Absorbs impact &
vibration, reducing user
fatigue

Protects user in the event
of striking an electrical wire

Made from special grade
of ozone resistant rubber
for use in tough outside
environments

Handles on most head sizes
weigh more than the head,
allowing user to apply
double the torque on any
struck surface

DROP FORGED HEAD

with striking
ends induction
hardened
(50-58 HRC)

SPRING STEEL BARS

9/32" (7.1 mm) dia.
spring steel bars
resist overstrike
without breaking

STEEL REINFORCED LANYARD HOLE



OUTSTANDING DURABILITY

In our desire to build the world's strongest Sledge Hammer, we tested our Indestructible Handle Sledge Hammer against Sledges with different handles. We attached each Sledge to an Electronic drive machine & tested for both Direct & Overstrikes at a strike rate of 80 blows per minute

WE STOPPED COUNTING AFTER **36,000** STRIKES WITH NO INDICATION OF DEFORMATION IN BOTH DIRECT & OVERSTRIKE TESTS

FIBRE GLASS HAMMER BROKE IN

7,000

STRIKES IN DIRECT STRIKE TEST & 4,126 STRIKES IN OVERSTRIKE TEST

WOOD HAMMER BROKE IN

450

STRIKES IN DIRECT STRIKE TEST & 208 STRIKES IN OVERSTRIKE TEST

THE RESULT

The GROZ Indestructible Handle Hammers come with a 12 month warranty. These are designed to ensure that the hammer handle will not break/separate from the hammer head under normal wear & tear. Warranty does not cover use of the hammer other than as a hand-held striking tool, nor to breakage/mushrooming etc. of the hammer head

61

Club Hammers

CHID

Indestructible handle is made up of 4 spring steel bars that run all the way through the handle

Bars are locked with the hammer head using steel locking plates ensuring that the head never gets dislodged

Ergonomic rubber grip handle absorbs vibration and reduces fatigue

Special bonding process ensures that the head never gets loose from the handle

These are available in 2 types:

Heavy Duty 50-58 HRC Head*

Forged from special steel, the hammer head is induction case hardened 50-58 HRC. These hammers are especially useful in demolition work where the struck surface is softer than the hammer head

UTILITY

- Driving in stakes
- Metal-forming
- Setting bolts
- Minor demolition work

Soft Face 30 HRC Head

Forged from special steel, the hammer head is induction case hardened & then tempered to reduce hardness to within 30-35 HRC. Softer head is designed to mushroom when striking harder base materials. Prevents damage to struck work pieces

UTILITY

- Construction
- Metal forming
- Over ground mining
- Maintenance of cutting tools



Heavy Duty
52 HRC Head



Soft Face
30 HRC Head

PATENT
PENDING



Steel Locking Plate



4 Spring Steel Bars



Ergonomic Rubber Grip Handle



WARNING*

Do not strike objects harder than 46 HRC. Striking items of a greater hardness is liable to cause fracture or chipping

BS 876

For material, hardness & performance

SANS 387:2014



WORKING TEMPERATURE RANGE

-10°C TO 50°C
(14°F TO 122°F)

ORDERING INFORMATION

CAT NR.	HEAD WEIGHT		OVERALL LENGTH		BOX QTY.
	(LBS)	(KG)	(INCH)	(MM)	
HEAVY DUTY 52 HRC HEAD					
*CHID/2.5/12	2.5	1.1	12	300	8
*CHID/4/12	4	1.8	12	300	8
CHID/4/16	4	1.8	16	400	8
SOFT FACE 30 HRC HEAD					
◆CHID/SF/2.5/12	2.5	1.1	12	300	8
◆CHID/SF/4/12	4	1.8	12	300	8

* Best Seller ◆ New

Indestructible handle is made up of 6 spring steel bars that run all the way through the handle

Bars are locked with the hammer head using steel locking plates ensuring that the head never gets dislodged

Ergonomic rubber grip handle absorbs vibration and reduces fatigue.

Special bonding process ensures that the head never gets loose from the handle

These are available in 2 types:

Heavy Duty 50-58 HRC Head*

Forged from special steel, the hammer head is induction case hardened 50-58 HRC. These hammers are especially useful in demolition work where the struck surface is softer than the hammer head. These are also available with a short handle (12-16" length), especially useful in automotive applications

UTILITY

- Driving in stakes
- Heavy demolition work
- Construction: fracturing stone & concrete
- Driving fence posts
- Police, fire & rescue
- Rebar work
- Railroads
- Bending & shaping metal

WARNING*

Do not strike objects harder than 46 HRC. Striking items of a greater hardness is liable to cause fracture or chipping



Heavy Duty 52 HRC Head

PATENT PENDING

Soft Face 30 HRC Head

Soft Face 30 HRC Head:

Forged from special steel, the hammer head is induction case hardened & then tempered to reduce hardness to within 30-35 HRC. Softer head is designed to mushroom when striking harder base materials. Prevents damage to struck work pieces

UTILITY

- Construction
- Agriculture
- Automotive
- Overground mining
- Railroad
- Maintenance of cutting tools

WORKING TEMPERATURE RANGE

-10°C TO 50°C
(14°F TO 122°F)



Steel Locking Plate



6 Spring Steel Bars



Ergonomic Rubber Grip Handle

BS 876

For material, hardness & performance

SANS 387:2014



ORDERING INFORMATION

CAT NR.	HEAD WEIGHT		OVERALL LENGTH		BOX QTY.
	(LBS)	(KG)	(INCH)	(MM)	
HEAVY DUTY 52 HRC HEAD					
SHID/6/24	6	2.7	24	600	4
SHID/6/30	6	2.7	30	750	4
*SHID/8/24	8	3.6	24	600	4
*SHID/8/30	8	3.6	30	750	4
SHID/10/30	10	4.5	30	750	4
SHID/12/30	12	5.5	30	750	4
*SHID/14/30	14	6.3	30	750	4
◆SHID/20/36	20	9	36	900	4

* Best Seller ◆ New

CAT NR.	HEAD WEIGHT		OVERALL LENGTH		BOX QTY.
	(LBS)	(KG)	(INCH)	(MM)	
SOFT FACE 30 HRC HEAD					
◆SHID/SF/6/30	6	2.7	30	750	4
◆SHID/SF/8/30	8	3.6	30	750	4
◆SHID/SF/10/30	10	4.5	30	750	4
◆SHID/SF/12/30	12	5.5	30	750	4
◆SHID/SF/14/36	14	6.3	36	900	4

63

Copper Head Sledge Hammers

CHID-CU

SHID-CU

Indestructible handle is made with spring steel bars that run all the way through the handle

Bars are locked with the hammer head using steel locking plates ensuring that the head never gets dislodged

Ergonomic rubber grip handle absorbs shock & vibration reducing fatigue.

Special bonding process ensures that head never gets loose from the handle

Hammer head is forged from 99.9% pure copper for spark free use. Copper head resists sparking & reduces marring of most struck surfaces

UTILITY

- Metal forming
- Mining
- Underground coal mining



Spark Resistant!

PATENT PENDING



Steel Locking Plate



4 - 6 Spring Steel Bars



Ergonomic Rubber Grip Handle

MATERIAL	HARDNESS	NON SPARKING	NON MARRING
Cu COPPER	85 HV		

ORDERING INFORMATION

CAT NR.	HEAD WEIGHT		OVERALL LENGTH		BOX QTY.
	(LBS)	(KG)	(INCH)	(MM)	
◆CHID/2.5/12/CU	2.5	1.1	12	300	8
◆CHID/2.5/16/CU	2.5	1.1	16	400	8
*CHID/4/12/CU	4	1.8	12	300	8
◆CHID/4/16/CU	4	1.8	16	400	4
*SHID/8/24/CU	8	3.6	24	600	4
*SHID/14/30/CU	14	6.3	30	750	4

* Best Seller ◆ New

WORKING TEMPERATURE RANGE

-10°C TO 50°C
(14°F TO 122°F)

Indestructible handle is made with spring steel bars that run all the way through the handle

Bars are locked with the hammer head using steel locking plates ensuring that the head never get dislodged

Ergonomic rubber grip handle absorbs shocks & vibration hence reducing fatigue

Drop forged brass head is spark resistant. It absorbs impact & reduces damage on the surface being hit. Also it can be used safely in combustible environments

UTILITY

- Oil Rigs
- Gas Industry
- Automotive applications where the struck surface is soft



Mar Resistant Head

PATENT PENDING



Steel Locking Plate






4 Spring Steel Bars



Ergonomic Rubber Grip Handle



MATERIAL	HARDNESS	NON SPARKING	NON MARRING
Br BRASS	 130 HV		

ORDERING INFORMATION

CAT NR.	HEAD WEIGHT		OVERALL LENGTH		BOX QTY.
	(LBS)	(KG)	(INCH)	(MM)	
*SHID/2.5/12/BR	2.5	1.1	12	300	8
SHID/2.5/16/BR	2.5	1.1	16	400	8
*SHID/4/12/BR	4	1.8	12	300	8
SHID/4/16/BR	4	1.8	16	400	8

* Best Seller

WORKING TEMPERATURE RANGE

-10°C TO 50°C
(14°F TO 122°F)

65

Machinist's Hammers - DIN 1041

MHID-DIN

Indestructible handle is made up of 2 spring steel bars that run all the way through the handle


Forged steel head is induction case hardened 50- 58 HRC

Head features an octagonal face with bevelled edges & a 45° angular cross pein


Bars are locked with the hammer head using steel locking plates ensuring that the head never gets dislodged

Ergonomic rubber grip handle absorbs vibration and reduces fatigue

Special bonding process ensures that the head never gets loose from the handle



Steel Locking Plate



2 Spring Steel Bars



Ergonomic Rubber Grip Handle

UTILITY

- Riveting
- Forging
- Shaping & flattening of metal
- Embossing
- Removal of dents
- Jewellery application

CONFORMS TO

DIN 1041

WARNING

Do not strike objects harder than 46 HRC. Striking items of a greater hardness is liable to cause fracture or chipping

ORDERING INFORMATION

CAT NR.	HEAD WEIGHT		HANDLE LENGTH				BOX QTY.
			L1		L2		
	(GMS)	(KG)	(INCH)	(MM)	(INCH)	(MM)	
MHID/DIN/300G/13OR	300	0.3	13	330	12	300	10
MHID/DIN/500G/13OR	500	0.5	13	330	12	300	10
MHID/DIN/800G/14OR	800	0.8	14	350	12-19/32	320	8
MHID/DIN/1000G/14OR	1000	1	14	350	12-19/32	320	8

WORKING TEMPERATURE RANGE

-10°C TO 50°C
(14°F TO 122°F)

Handle is made with spring steel bars that run all the way through the handle

Bars are locked with the hammer head using steel locking plates ensuring that the head never gets dislodged

Ergonomic rubber grip handle absorbs shock & vibration reducing fatigue. Special bonding process ensures that head never gets loose from the handle

These are available in 2 types:

Heavy Duty 50-58 HRC Head*

Forged from special steel, the hammer head is induction case hardened 50-58 HRC for extended life

Soft Face 30 HRC Head

Forged from special steel, the hammer head is induction case hardened & then tempered to reduce hardness to within 30-35 HRC. Softer head is designed to mushroom when striking harder base materials instead of chipping. Prevents damage to struck work pieces

UTILITY

- Bending & shaping metal
- Driving punches & chisels
- Concrete & stone work
- Hand forging
- Setting rivets
- Peen riveted & welded material
- Texturing face of metal



Heavy Duty 50-58 HRC Head

PATENT PENDING



Soft Face 30 HRC Head



Steel Locking Plate



2 Spring Steel Bars



Ergonomic Rubber Grip Handle

WARNING*

Do not strike objects harder than 46 HRC. Striking items of a greater hardness is liable to cause fracture or chipping

ORDERING INFORMATION

CAT NR.	HEAD WEIGHT		OVERALL LENGTH		BOX QTY.
	(GMS)	(OZ)	(INCH)	(MM)	
HEAVY DUTY 52 HRC HEAD					
◆BPID/16/14	450	16	14	350	8
◆BPID/20/14	565	20	14	350	8
★BPID/24/14	680	24	14	350	8
★BPID/32/14	900	32	14	350	8
◆BPID/48/14	1360	48	14	350	8
SOFT FACE 30 HRC HEAD					
◆ BPID/SF/24/14	680	24	14	350	8

◆ New ★ Best Seller

BS 876
For material, hardness & performance



WORKING TEMPERATURE RANGE

-10°C TO 50°C
(14°F TO 122°F)

67

Cross Pein Hammers

CPID

Indestructible 16" (400 mm) long handle is made with 4 spring steel bars that run all the way through the handle

Bars are locked with the hammer head using steel locking plates ensuring that the head never gets dislodged

Ergonomic rubber grip handle absorbs shock & vibration reducing fatigue

Special bonding process ensures that head never gets loose from the handle

Hammer head is forged from special steel & is induction case hardened to 50-58 HRC for extended life

UTILITY

- Heavy Forging
- Bending & Shaping Metal
- Spreading Metal
- Driving Punches & Chisels
- Driving Masonry Drills
- Concrete & Stone Work
- Starting Panel Pins & Tacks

WARNING

Do not strike objects harder than 46 HRC. Striking items of a greater hardness is liable to cause fracture or chipping



PATENT PENDING



4 Spring Steel Bars

ORDERING INFORMATION

CAT NR.	HEAD WEIGHT		OVERALL LENGTH		BOX QTY.
	(LBS)	(KG)	(INCH)	(MM)	
CPID/2/16	2.5	1.15	16	400	8
*CPID/3/16	3.5	1.60	16	400	8

* Best Seller



WORKING TEMPERATURE RANGE

-10°C TO 50°C
(14°F TO 122°F)

68

Claw Hammer

CLID

Indestructible 13" (330 mm) long handle is made with 2 spring steel bars that run all the way through the handle

Bars are locked with the hammer head using steel locking plates ensuring that the head never gets dislodged

Hammer Head is forged from special steel & induction case hardened 50-58 HRC for extended life

Well shaped, curved claw is tapered for maximum grip & higher leverage when gripping a nail

Special bonding process ensures that the head never gets loose from the handle

Ergonomic rubber grip handle absorbs shock & vibration reducing fatigue

UTILITY

- Pulling Out Nails
- Lifting Floorboards
- Carpentry Work

WARNING

Do not strike objects harder than 46 HRC. Striking items of a greater hardness is liable to cause fracture or chipping

Do not use a claw hammer for striking cold chisels or for pulling out masonry nails



PATENT PENDING



2 Spring Steel Bars

ORDERING INFORMATION

CAT NR.	HEAD WEIGHT		OVERALL LENGTH		BOX QTY.
	(OZ)	(GMS)	(INCH)	(MM)	
CLID/16/13	16	450	13	330	12

BS 876

For material, hardness & performance



WORKING TEMPERATURE RANGE

-10°C TO 50°C
(14°F TO 122°F)

USE THE RIGHT HAMMER FOR THE RIGHT APPLICATION



	CLUB HAMMERS	SLEDGE HAMMERS (6 TO 10 LBS)	SLEDGE HAMMERS (12 TO 20 LBS)	COPPER HEAD SLEDGE HAMMERS	BRASS HEAD SLEDGE HAMMERS	MACHINIST HAMMERS DIN 1041	SOFT FACE HAMMERS
Construction: Fracturing Stone & Concrete		Y	Y				Y
Minor Demolition Work	Y						
Heavy Demolition Work		Y	Y				
Driving Fence Posts		Y	Y				
Driving in Stakes	Y	Y	Y				
Setting Bolts	Y						
Rebar Work		Y	Y				
Railroads		Y	Y				Y
Police , Fire & Rescue		Y	Y				
Concrete & Stone Work							
Driving Masonry Drills	Y						
Mining			Y	Y	Y		Y
Underground Coal Mining				Y	Y		
Metalforming	Y			Y	Y		Y
Heavy Forging							
Hand Forging						Y	Y
Bending & Shaping Metal						Y	Y
Spreading Metal							
Texturing face Of Metal						Y	Y
Starting Panel pins & tacks							
Setting Rivets						Y	Y
Peen Riveted & Welded Material						Y	Y
Driving Punches & Chisels	Y					Y	Y
Garages - Small Scale						Y	Y
Workshops						Y	Y
Service Centre						Y	Y
Off Shore				Y	Y		
Shipping & Marine				Y	Y		
Woodworking							

Multi-purpose striking tool useful for a variety of applications in industrial, automotive, light engineering & metalworking: for striking surfaces that could get damaged by steel hammers

Chrome plated screw head with 2 screw-in replaceable heads. Tubular steel handle shifts the weight balance towards the head for extra power in each blow

Available with a choice of heads:

a. Plastic Head

To lightly strike material without damaging or marring the surface. Used for piston cylinder assembly in engines, jewellery making etc

b. Rubber Head

To deliver cushioned strike. Used in sheet metal & aluminium fabrication jobs, installation of wheel hub caps in automotive assembly & maintenance

c. Brass Head

Used in denting & painting shops, fitting jobs without causing any damage to the work surface

d. Copper Head

Provides a firm positive blow without any risk of marring the surface of highly finished expensive components




a. Plastic Head



b. Rubber Head



c. Brass Head



d. Copper Head

APPLICATION

- Light Engineering Jobs
- Injection Moulding
- Light Metal Working
- Denting & Painting
- Assembly & Fitting in automotive workshops
- Assembly work when need to avoid damage to the surface of component & parts
- Jewellery Making

ORDERING INFORMATION

CAT NR.	DESCRIPTION	BOX QTY.
HMR/SF/25	Hammer	8
◆KIT/HMR/SF/4ST	Kit: Mallet with plastic & rubber head fitted, copper & brass head as spares	8
SPARE HEADS		
◆HD/PR/HMR/25	Red plastic head	10
◆HD/PB/HMR/25	Black rubber head	10
◆HD/BR/HMR/25	Brass head	10
◆HD/CU/HMR/25	Copper head	10

◆New

70

Centre Punches Round Head

CP

Carbon steel single piece construction with round shank and round striking head

Accurately hardened and tempered so that the point will withstand continuous use and the striking end will not splinter

Clean and well cut knurling for non-slip and positive finger grip

Working tip centred and ground to the correct angle (90° included angle) for increased efficiency in marking

Rust inhibiting black oxide finish

Ideal for clearly marking metal in work layout & making indentations in a work piece before drilling to ensure correct location of drill points



ORDERING INFORMATION

CAT NR.	POINT SIZE		BODY DIAMETER		OVERALL LENGTH (L)		BOX QTY.
	(INCH)	(MM)	(INCH)	(MM)	(INCH)	(MM)	
*CP/5-64	5/64	2	5/16	8	4	100	20
*CP/5-32	5/32	4	3/8	10	4	100	20
*CP/1-4	1/4	6	7/16	11	5	125	25

* Best Seller


71

Automatic Centre Punch

ACP

Fully automatic single hand operated spring loaded punches

No Hammering - built-in mechanism delivers a punch just with the pressing of the head.

Variable depth impression simply by turning the knurled head. Screwing the cap downwards produces heavy indentation; progressively lighter marking can be obtained by screwing the cap upwards

Once the knurled cap is set to the desired position, the punch will strike the same depth every time

Round shank with clean and well cut knurling for positive non-slip grip

Tips are made from hardened tool steel and can be easily removed for re-sharpening or replacement



ORDERING INFORMATION

CAT NR.	BODY MATERIAL	BODY DIAMETER		OVERALL LENGTH (L)		BOX QTY.
		(INCH)	(MM)	(INCH)	(MM)	
*ACP/1B	Steel	1/2	13	4.3/4	120	25

* Best Seller



For hand held, hammer struck applications

Manufactured from select quality carbon steel

Induction hardened, which gives durability and extended life for repeated use

Hardness at the stamping end is maintained at 58-62 HRC, the striking end is tempered to 35-42 HRC. This prevents the punch from splintering during use

The striking end is chamfered to prevent breakage and accidents due to flying splinters

Number stamps come in a plastic case with the exception of 1/2" (12 mm) which is packed to a metal case

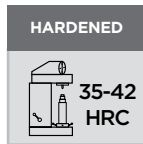
Letter stamps come in a plastic case with the exception of 3/8" (10 mm) & 1/2" (12 mm) which are packed to a metal case



Indentation Actual size	E	8	E	8	E	8	E	8	E
Inch	1/16	3/32	1/8	5/32	3/16	1/4	5/16	3/8	1/2
Stamp size (mm)	1	2	3	4	5	6	8	10	12



At Stamping End



At Striking End

ORDERING INFORMATION

NUMBER STAMP SET

The set contains 9 pieces, '0' - '9'. Numbers '6' & '9' are interchangeable

CAT NR.	STAMP SIZE		BOX QTY.
	(INCH)	(MM)	
NP/1	1/16	1	10
NP/2	3/32	2	10
*NP/3	1/8	3	10
NP/4	5/32	4	10
*NP/5	3/16	5	10
*NP/6	1/4	6	10
NP/8	5/16	8	10
NP/10	3/8	10	4
NP/12	1/2	12	4

* Best Seller

LETTER STAMP SET

The set contains 27 pieces, alphabets 'A' through 'Z' and ampersand '&'

CAT NR.	STAMP SIZE		BOX QTY.
	(INCH)	(MM)	
LP/1	1/16	1	10
LP/2	3/32	2	10
*LP/3	1/8	3	10
LP/4	5/32	4	10
*LP/5	3/16	5	10
*LP/6	1/4	6	10
LP/8	5/16	8	10
LP/10	3/8	10	4
LP/12	1/2	12	4

* Best Seller

73

Engineer's Steel Bench Vices

EBV

Built to withstand the shocks of hammering, chipping and other tough applications

All steel construction

Fixed base vices with an integrated anvil for shaping and beating

Extra heavy-duty sliding jaw and large diameter screw

Forged tommy bar along with the steel main screw helps in effective transmission of pressure on the work piece.

Carbon Steel jaws are hardened 50 ± 5 HRC to withstand tough use and are serrated for non-slip grip

Safety stopper provided at the end of slide prevents slide from fall during usage



ORDERING INFORMATION

CAT NR.	JAW WIDTH		JAW OPENING		THROAT DEPTH		NET WT. (KGS)	BOX QTY.
	(INCH)	(MM)	(INCH)	(MM)	(INCH)	(MM)		
REGULAR JAW VICES								
EBV/F/100	4	100	4.3/4	120	3.5/32	80	6.30	4
*EBV/F/150	6	150	6	150	3.5/8	90	18.00	1
*EBV/F/200	8	200	8	200	4.3/8	110	37.50	1
EBV/F/250	10	250	10	250	4-23/32	120	43.00	1
EBV/F/300	12	300	12	300	6	150	46.50	1

* Best Seller



74

Mechanic's Vices / Bench Vices

BV

Rigid & Robust Vices designed for smooth operation & Reliability

Manufactured from high quality grey iron castings very strong material with excellent shock absorbing capacity and immense strength under compression

Steel jaw are hardened 45 ± 5 HRC for increased resistance to wear

Knurling on the jaw ensures a firm grip of the work piece

Perfect alignment of main screw & nut reduces wear giving long trouble free service

High tolerance machining. Smooth one finger operation

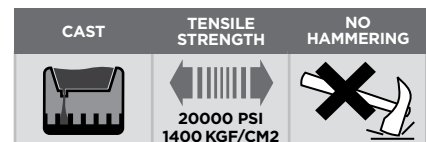
The unbreakable SG Iron nut securely locked in the body ensures max. thread surface contact & constant alignment between the body & the jaws



ORDERING INFORMATION

CAT NR.	JAW WIDTH		JAW OPENING		THROAT DEPTH		NET WT. (KG)	BOX QTY.
	(INCH)	(MM)	(INCH)	(MM)	(INCH)	(MM)		
FIXED BASE VICES								
BV/F/75	3	75	4	100	2	50	5.50	4
*BV/F/100	4	100	5	125	2.5/32	55	9.70	3
BV/F/125	5	125	6	150	2.3/4	70	14.70	2
*BV/F/150	6	150	7	175	3.5/32	80	18.20	1
BV/F/200	8	200	8	200	4	100	30.40	1

* Best Seller



75

Drill Press Vices Unigrip

DPV-UG

Low profile & compact vices are suitable for use with drill stands, bench drills and drill presses in metal and woodworking applications

Graded cast iron construction with precision ground base and vice bed

Fixed jaw with 3 longitudinal and 1 transversal prisms for firm gripping of round stock both horizontally and vertically

Special seat in jaws for clamping of low height work pieces

Spindle moves inside the hollow hand grip making the vice usable on any position across the table

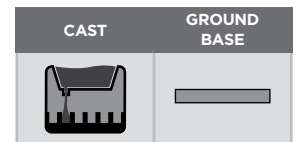
Elongated clamping slots for rapid adjustment of the vice on the work table help save time



ORDERING INFORMATION

CAT NR.	JAW WIDTH		JAW OPENING		JAW DEPTH		BOX QTY.
	(INCH)	(MM)	(INCH)	(MM)	(INCH)	(MM)	
DRILL PRESS VICES - UNIGRIP							
DPV/UG/75	3.3/16	80	2.3/4	70	1.3/16	30	1
*DPV/UG/100	4	100	3.5/8	92	1.3/16	30	1
*DPV/UG/125	5	120	4.3/8	110	1.3/8	35	1

* Best Seller



76

Drill Press Vices Precision

DPV-STD

Manufactured from graded cast iron, these drill vices have been designed for accuracy, making them ideal for engineering workshops & tool rooms

The base and slides are precision ground for stability and accurate operation. Horizontal & vertical V-grooves in the stationary jaw allow holding of round tools securely

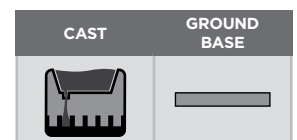
The base is slotted enabling the vice to be bolted to drill press tables, assisting in quick and accurate positioning



ORDERING INFORMATION

CAT NR.	JAW WIDTH	JAW OPENING	JAW DEPTH	BOX QTY.
	(MM)	(MM)	(MM)	
DPV/STD/75	70	70	30	1
*DPV/STD/100	100	100	38	1
DPV/STD/125	125	125	48	1

* Best Seller



77

Hand Vices

HV



Manufactured from high quality grey iron castings these vices are best suited for working on small jobs

Vice can either be gripped in one hand or held between the jaws of a larger vice thus allowing better access to the work piece

Jaws tightened via large wing nut

Attractive enamelled finish with plated main screw


NEW!



ORDERING INFORMATION

CAT NR.	OVERALL LENGTH		JAW WIDTH		BOX QTY.
	(INCH)	(MM)	(INCH)	(MM)	
HV/75	3	75	1.3/8	35	10
*HV/100	4	100	1.9/16	40	10
HV/125	5	125	2	50	10

* Best Seller



D6 Merchandiser Stand

Floor mounted display allows access to products from all sides

Pyramid design take minimal floor space

Supplied without products

ORDERING INFORMATION

CAT NR.	STAND DIMENSIONS		BOX QTY.
	(INCH)	(MM)	
D6	22.4 × 14.17 × 62.99	570 × 360 × 1600	1



78

G Clamps General Purpose

GCL

Most superior and popular amongst various G clamps of this category

Manufactured from SG iron with a tensile strength of over 60,000 PSI these are guaranteed unbreakable under normal usage.

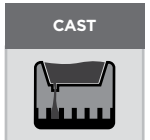
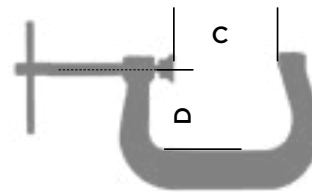
Handle is designed to bend before the frame is overstressed

Steel main screw has ACME threads for smooth operation

Swivelling pad adopts the correct angle and applies even pressure on the work piece

Textured powder coated finish with spindle in black oxide finish for increased resistance to corrosion

These are useful for a variety of metal and woodworking applications



ORDERING INFORMATION

CAT NR.	CAPACITY (C)		THROAT DEPTH (D)		FRAME PROOF LOAD		BOX QTY.
	(INCH)	(MM)	(INCH)	(MM)	(KGS)	(LBS)	
GCL/13D/50	2	50	1.5/8	42	363	800	20
GCL/13D/75	3	75	1.11/16	44	455	1000	20
*GCL/13D/100	4	100	2.11/32	59	545	1200	20
*GCL/13D/150	6	150	3	75	635	1400	15
GCL/13D/200	8	200	3.1/8	80	775	1700	8
GCL/13D/250	10	250	3.1/2	90	1000	2200	8
GCL/13D/300	12	300	4	100	1135	2500	8

* Best Seller

79

Super Cut Hi-Tension Hacksaw

HF-40

Amongst the world's strongest & fastest cutting hacksaw frame

Blade can be tensioned up to 5X more than conventional Hacksaw Frames to achieve 30,000 PSI tension, giving a super fast cutting action

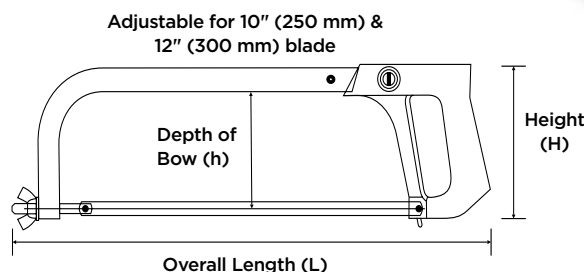
Rugged aluminum die cast handle & tubular steel frame

Adjustable for use with 10" (250 mm) & 12" (300 mm) blades

Blade can be mounted at 45° for flush cutting jobs

Storage space in the frame for spare blades

Comes complete with 12" (300 mm) Bi-metal blade



ORDERING INFORMATION

CAT NR.	OVERALL LENGTH (L)		HEIGHT (H)		DEPTH OF BOW (h)		BOX QTY.
	(INCH)	(MM)	(INCH)	(MM)	(INCH)	(MM)	
HF/40/BL	16-23/32	425	6-1/2	165	4	100	20



80

Handyman's Hacksaw

HF-15

Rectangular section of the tubular bow ensures perfect combination of rigidity and balance.

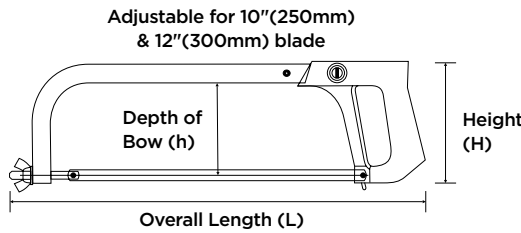
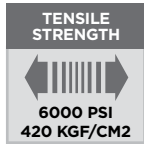
Aluminium die cast handle, unbreakable in normal use provides comfortable grip and directs pressure in the correct line of thrust for maximum efficiency

Adjustable for 10" (250 mm) & 12" (300 mm) blades.

Blade can also be set for sawing at 90°.

Storage compartment in the tubular bow for storing spare blades

Lightweight design makes it very useful for overhead cutting or use from a ladder or scaffolding.



ORDERING INFORMATION

CAT NR.	OVERALL LENGTH (L)		HEIGHT (H)		DEPTH OF BOW (h)		BOX QTY.
	(INCH)	(MM)	(INCH)	(MM)	(INCH)	(MM)	
HF/15/BS	17	430	5.1/8	130	4.15/64	106	12

81

Hacksaw Frame Professional

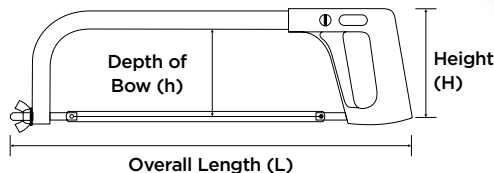
HF-12

Rugged heavy duty industrial quality hacksaw frame designed for the professional with guarded grip design

Strong aluminium die cast handle for comfort & control

Easy to use blade tensoning device to set the blade correctly

Supplied complete with 12" chrome alloy steel blade



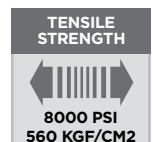
ORDERING INFORMATION

CAT NR.	DETAILS	OVERALL LENGTH (L)		HEIGHT (H)		DEPTH OF BOW (h)		BOX QTY.
		(INCH)	(MM)	(INCH)	(MM)	(INCH)	(MM)	
*HF/12/BC	Chrome Plated frame with blue handle	17-5/16	440	5-1/8	130	4	103	10
HF/12/RB	Black frame with red handle	17-5/16	440	5-1/8	130	4	103	10

* Best Seller

HF/12/BC

HF/12/RB



82

Junior Saw Frame

JHF-4

Superior quality steel wire junior saw frame


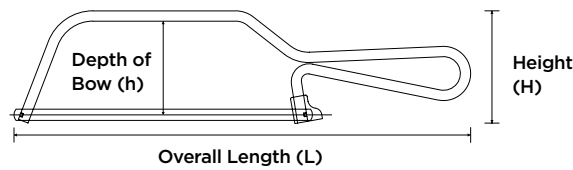
Designed to ensure correct alignment and perfect blade tension during use

Blade holders intrinsic in the frame avoid protrusion of the blade from the ends.

Blade replacement is simply by compressing the front end of the frame against any solid surface.

Complete with a 6" (150mm) all hard blade

Plated steel wire frame has a finger guard preventing injury to the user.



ORDERING INFORMATION

CAT NR.	FRAME	OVERALL LENGTH (L)		HEIGHT (H)		DEPTH OF BOW (h)		BOX QTY.
		(INCH)	(MM)	(INCH)	(MM)	(INCH)	(MM)	
*JHF/4	Plated	9.7/16	240	2.3/8	60	2.1/8	53	10

* Best Seller

83

Hacksaw Blades

HB-C

Manufactured from high grade chrome alloy steel
Useful for light and medium sawing work.

Available in length:
12" (300 mm), both with
18 TPI and 24 TPI

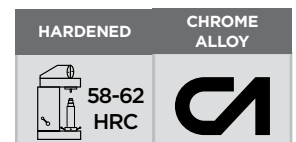
Sold as a pack of 10 blades
or 100 blades



ORDERING INFORMATION

CAT NR.	LENGTH		TPI (THREADS PER INCH)	BOX QTY.
	(INCH)	(MM)		
*HB/C/03/ST	12	300	18	10
*HB/C/04/ST	12	300	24	10
*HB/C/03/ST100	12	300	18	1
*HB/C/04/ST100	12	300	24	1

* Best Seller



84

Adjustable Tap & Reamer Wrenches Bar Type


ARWR-SG

virtually unbreakable, extra heavy duty, industrial quality tap wrenches

The straight handle design of these tap wrenches provides greater leverage, particularly useful when working with large diameter taps.

Nr. 0, 5 & 6 have a forged body

Nr. 00, 7 & 8 have die cast body



ORDERING INFORMATION

CAT NR.	LENGTH		JAW HOLDING CAPACITY				BOX QTY.
			SQUARE SIZE		TAP SIZE		
	(INCH)	(MM)	(INCH)	(MM)	(INCH)	(MM)	
ARWR/SG/0	8	200	3/32-1/2	2.5-12	1/8-3/8	M1-M12	20
ARWR/SG/00	5.11/32	133	5/64-9/32	2-7.35	1/8-1/4	M1-M6	20
ARWR/SG/5	10.8	270	11/64-9/16	4.25-14.4	3/16-5/8	M4-M16	10
ARWR/SG/6	14.8	370	11/64-11/16	4.25-17.7	3/16-7/8	M4-M20	10
ARWR/SG/7	19.6	490	1/4-29/32	6.8-23.35	1/4-1.1/8	M6-M30	10
ARWR/SG/8	29.6	740	3/8-1.13/32	9.2-36.0	1/2-1.3/4	M9-M45	5



85

Dies Stock Holders for Round Dies

DS

Die holders are used for holding round dies that are suited for efficient & clean cutting of external threads

All steel construction with black powder coated body. Handles have knurled end with ends in black powder coated finish

Die holders have a rugged construction with heavy duty set screws that hold the die firmly in place



ORDERING INFORMATION

CAT. NR.	SUITABLE FOR DIE SIZE	LENGTH (INCH)	BOX QTY.
	(INCH)		
DS/13-16	13/16	6.1/2	5
*DS/0-1	1	8.1/4	5
DS/1-5-16	1.5/16	10	5
*DS/1-1-2	1.1/2	12.3/8	5
*DS/0-2	2	15.3/8	5
DS/2-1-2	2.1/2	19	2
DS/0-3	3	22.1/2	2
DS/3-1-2	3.1/2	29.3/4	2
DS/0-4	4	33	2

* Best Seller

This range of tap wrenches are ideal for holding taps, reamers, screw extractors and other such small hand turned tools. All wrenches have a sliding T handle frictionally held, that allows these tap wrenches to be used even in confined spaces


These are available in two types:

a. Regular T Handle Type -

Self-centering hardened steel jaws provide a positive grip on taps, reamers and other such small tools

b. Ratchet Type

These tap wrenches have self centering hardened steel jaws and knurled chuck sleeve, which provide positive grip on taps, reamers and other such small tools. The ratchet can be set left or right, or direct engagement in neutral position. This feature allows them to be used in confined areas with ease


ORDERING INFORMATION

CAT NR.	OVERALL LENGTH (L)		JAW HOLDING CAPACITY				BOX QTY.
			SQUARE SIZE		TAP SIZE		
	(INCH)	(MM)	(INCH)	(MM)	(INCH)	(MM)	
REGULAR							
TW/3-16	2.23/64	60	5/64-5/32	2-4	1/16-3/16	M2-M5	10
TW/1-4/SPL	2.3/4	70	5/64-13/64	2-5	1/16-1/4	M2-M6	10
*TW/1-4	2.3/4	70	1/8-13/64	3.15-5	5/32-1/4	M4-M6	10
TW/5-16	3.9/64	80	5/32-1/4	4-6.3	3/16-5/16	M5-M8	10
*TW/1-2	3.35/64	90	13/64-5/16	5-8	1/4-1/2	M6-M10	10
RATCHET TYPE							
*TW/R/1-4	3.3/8	86	7/64-7/32	2.6-5.5	5/32-1/4	M4-M6	5
*TW/R/5-16	4.3/8	111	3/16-5/16	4.6-8	1/4-1/2	M6-M12	5

* Best Seller

87

Tap & Die Sets

TDE

A complete range of taps and dies along with suitable tap wrenches and die holders packed in strong, attractive and convenient to store boxes. Contents are housed in a well fitted inserts

ORDERING INFORMATION

CAT NR.	CONSTITUENTS	BOX QTY.
TDE/41/M/ST	T handle Tap Wrench 0 - 1/4" T handle Tap Wrench 1/4" - 1/2" Bar Type Tap Wrench 0 - 1/2"	1
	Die Holders for Round Dies of dia. 13/16" Die Holders for Round Dies of dia. 1" Die Holders for Round Dies of dia. 1.1/2"	
	Thread Pitch Gage (16 leaves, 0.35 mm to 3 mm)	
	17 individual Hand Taps & Round Dies in sizes: 3 mm - 0.50 mm, 4 mm - 0.70 mm, 4 mm - 0.75 mm, 5 mm - 0.80 mm, 5 mm - 0.90 mm, 6 mm - 1.00 mm, 7 mm - 1.00 mm, 8 mm - 1.00 mm, 8 mm - 1.25 mm, 9 mm - 1.00 mm, 9 mm - 1.25 mm, 10 mm - 1.25 mm, 10 mm - 1.50 mm, 11 mm - 1.50 mm, 12 mm - 1.50 mm, 12 mm - 1.75 mm, 1/8" - 28 mm BSP	



88

Brass Hammer

BRH

An ideal combination of Brass & Aluminum makes these hammers very safe for use even in explosive environments

The Brass Head does not spark and protects metal surfaces from any damage such as denting or marking during use

The Non slip aluminium handle is knurled for comfortable non-slip grip



ORDERING INFORMATION

CAT NR.	HEAD WEIGHT		BOX QTY.
	(LB)	(KG)	
*BRH/1	1	0.45	6

* Best Seller

50% Stronger & More Durable than most other riveters in the market

Manufactured from high strength structural steel

All parts that come in contact with the rivet are heat treated for increased wear resistance

Easy Maintenance

Jaws can be cleaned without tool disassembly

Ergonomically designed longer handle to suit all hand sizes. Complete with PVC dip coated non-slip grip

Attractive and safe lead free powder coated finish

Includes 4 nose pieces & a nose piece wrench

For Riveting

a. Aluminum Pop / Blind Rivets:

- 3/32" (2.4 mm)
- 1/8" (3.2 mm)
- 5/32" (4.0 mm)
- 3/16" (4.8 mm)

b. Stainless Steel Rivets:

- 1/8" (3.2 mm)
- 5/32" (4.0 mm)

Suitable for industrial, engineering & maintenance jobs



Nose body designed to fit into smaller applications



Longer handle with ergonomic PVC dip coated sleeve



4 nose pieces for a range of rivets sizes:
 3/32" (2.4 mm)
 1/8" (3.2 mm)
 5/32" (4.0 mm)
 3/16" (4.8 mm)



Convenient change of nose pieces with wrench

ORDERING INFORMATION

CAT NR.	BOX QTY.
RT/FH-10	5

90

Nut Riveter Kit

FH-20

Designed for riveting threaded inserts for use as nuts

Manufactured from high strength structural steel. All parts that come in contact with the rivet are heat treated for increased wear resistance

Ergonomically designed handle to suit all hand sizes. Complete with PVC dip coated non-slip grip

Attractive and safe lead free powder coated finish

Includes

- 3 threaded Mandrels
- 3 Nose pieces for riveting M4, M5 & M6 threaded rivets
- Spare M4 Rivets: 15
- Spare M5 Rivets: 15
- Spare M6 Rivets: 10



M4 Rivets: 15



M5 Rivets: 15



M6 Rivets: 10



Threaded Mandrels & Nose pieces



Convenient change of nose pieces with wrench



ORDERING INFORMATION

CAT NR.	BOX QTY.
RT/FH-20	5

91

2 Jaw Lazy Tong Hand Riveter

FH-44

Heavy duty industrial hand riveter best suited for continuous & repetitive usage especially in automotive, construction & agricultural application

Strong & sturdy yet lightweight aluminum die cast body & handle with heavy gauge steel springs

All parts that come in contact with the rivet are heat treated for increased wear resistance

Attractive and safe lead free powder coated finish


Includes 3 nose pieces & a spanner

Suitable for riveting aluminum, steel & stainless steel pop / blind rivets

1/8" (3.2 mm), 5/32" (4.0 mm) & 3/16" (4.8 mm)

ORDERING INFORMATION

CAT NR.	BOX QTY.
LT/FH-44	5





PRECISION ENGINEERING TOOLS

92

Digital Calipers

EDC

Metal Digital Calipers with **dual mode measurement system - inches & mm**

Rugged, stainless steel caliper body with zinc die cast display chamber

Large high contrast LCD digital readout

Delivers accurate readings of inside, outside, depth & step measurements

Freewheeling thumb roller mechanism for smooth movement along the linear scale

Convenient to use locking screw to set calipers at any desired position

Measurement can be zero set at any position along the scale for incremental measurements

Extendable depth gauge for use in slots & small holes

In-built data output interface to transfer data to PC/Laptop etc.

Data cable not included

Version with IP67 level compliance also available


EDC/6

EDC/6/67

Includes 3V lithium battery

IP67 Compliant :

- a. Ingress of dust will not adversely affect the caliper
- b. Water splash will not adversely affect the caliper

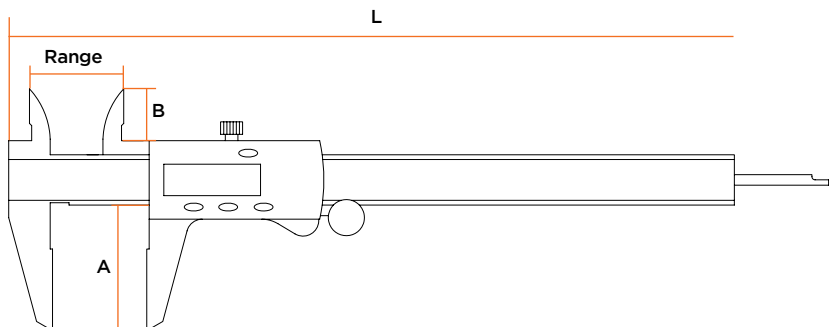
Reading in mm



Reading in inch



RESOLUTION	ACCURACY
0.01 MM / 0.0005"	± 0.02 MM / ± 0.001"



ORDERING INFORMATION

CAT NR.	RANGE		ACCURACY		A		B		L		BOX QTY.
	(MM)	(INCH)	(MM)	(INCH)	(MM)	(INCH)	(MM)	(INCH)	(MM)	(INCH)	
EDC/6	0 - 150	0 - 6	± 0.02	± 0.001	39.50	1.60	16.00	0.60	236.00	9.30	1
EDC/8	0 - 200	0 - 8	± 0.02	± 0.001	50.00	2.00	19.50	0.76	286.00	11.25	1
EDC/12	0 - 300	0 - 12	± 0.02	± 0.001	59.25	2.33	21.00	21.00	400.00	16.4	1
IP67 COMPLIANT											
EDC/6/67	0 - 150	0 - 6	± 0.02	± 0.001	39.50	1.60	15.00	0.59	236.00	9.30	1

Most popular caliper design manufactured to exacting tolerances

Useful for inside and outside measurements, depth & step measurements

Hardened stainless steel construction in satin chrome finish

Vernier scale etched with permanent black graduations allows precise & convenient reading


Free wheeling thumb roller mechanism for smooth movement along the linear scale

Convenient to use locking screw to set calipers at any desired position - a feature very useful in application requiring repetitive measurements


Extendible depth gauge for use in slots & small holes



VNC/8



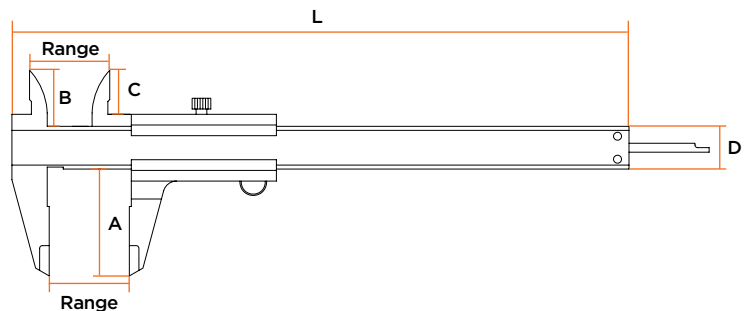
DBA/3
Depth Base Attachment



Slide-on attachment connects to the depth end of the caliper providing a base for spanning holes Suitable for use with manual, dial & digital calipers - 150mm (6") & 200 mm (8")

RESOLUTION

0.02 MM
(0.001")



ORDERING INFORMATION

CAT. NR.	RANGE		ACCURACY (MM)	L (MM)	A (MM)	B (MM)	C (MM)	D (MM)	BOX QTY.
	(MM)	(INCH)							
VNC/6	0 - 150	0 - 6	± 0.02	229.00	40.00	20.00	15.00	16.00	5
VNC/8	0 - 200	0 - 8	± 0.03	292.00	50.00	24.00	20.00	16.00	5
VNC/12	0 - 300	0 - 12	± 0.04	405.00	61.50	26.00	20.00	20.00	5
DBA/3	Depth Base Attachment								5

94

Dial Calipers

DLC

Vernier Calipers with a large & clear dial read off

Hardened stainless steel construction in satin chrome finish

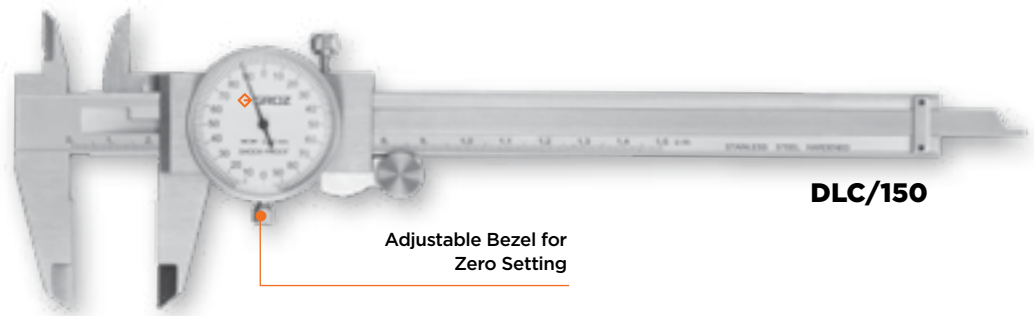


Vernier scale etched with permanent black graduations allows precise & convenient reading

Covered rack prevents dirt & chips from entering the 'rack & gear' mechanism ensuring smooth operation

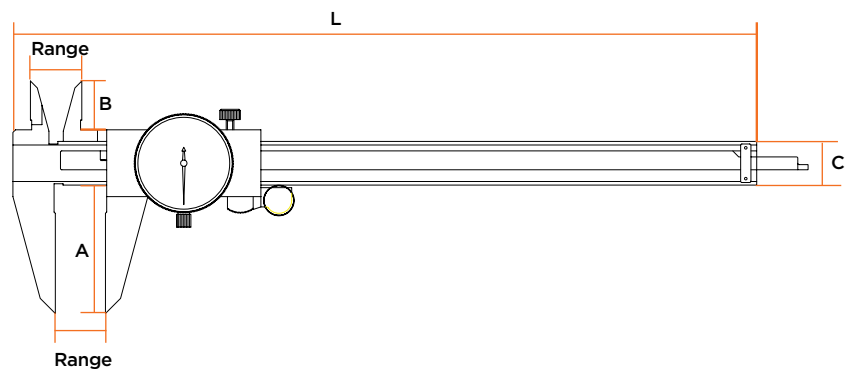
Free wheeling thumb roller mechanism for smooth movement along the linear scale

Convenient to use locking screw to set calipers at desired position; a feature very useful in applications requiring repetitive measurements

Suitable for inside, outside, depth & step measurements
Dial gauge has an adjustable bezel for zero setting


DLC/150

DBA/3
Depth Base Attachment


Slide-on attachment connects to the depth end of the caliper providing a base for spanning holes
Suitable for use with manual, dial & digital calipers - 6"(150 mm) & 8"(200 mm)

RESOLUTION
0.02 MM

ORDERING INFORMATION

CAT NR.	RANGE (MM)	RANGE PER REVOLUTION (MM)	ACCURACY (MM)	A (MM)	B (MM)	C (MM)	L (MM)	BOX QTY.
DLC/150	0 - 150	2	± 0.02	39.40	16.00	16.00	236.00	5
DLC/200	0 - 200	2	± 0.03	47.50	19.00	16.00	285.00	5
DLC/300	0 - 300	2	± 0.04	62.00	21.00	20.00	410.00	5
DBA/3	Depth Base Attachment							5

Metal Digital Depth Gauges with **dual mode measurement system - inches & mm**

Large high contrast LCD digital readout

Free wheeling thumb roller mechanism for smooth movement along the linear scale

Integral data output interface to transfer data to PC/ Laptop

Data Cable not included

Measurement can be zero set at any position along the scale for incremental measurement

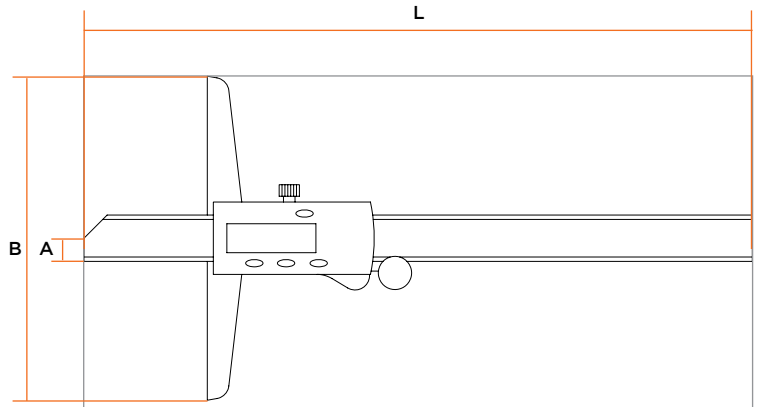
Base Width: 4" (100 mm)

Base Thickness: 9/32" (7.0 mm)

Convenient to use locking screw to set caliper at any desired position; a feature very useful in applications requiring repetitive measurements



DDG/6



RESOLUTION

0.01 MM/
0.0005"

ORDERING INFORMATION

CAT NR.	RANGE		ACCURACY		A		B		L		BOX QTY.
	(MM)	(INCH)	(MM)	(INCH)	(MM)	(INCH)	(MM)	(INCH)	(MM)	(INCH)	
DDG/6	150	6	± 0.02	± 0.001	6.00	0.24	100.00	4	230.00	9.06	1
DDG/8	200	8	± 0.03	± 0.0015	6.00	0.24	100.00	4	280.00	11.23	1
DDG/12	300	12	± 0.04	± 0.0015	6.00	0.24	100.00	4	377.00	14.84	1

96

Vernier Depth Gauges

VDG

Manufactured from hardened stainless steel

Designed for measuring depths of holes, slots & recesses and for inspecting jigs, fixtures and die work


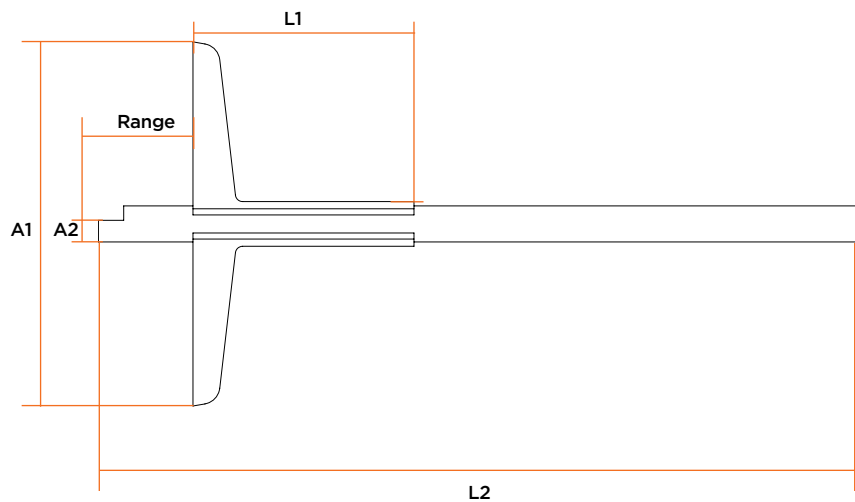
Vernier scale etched with permanent black graduations allows precise and convenient reading

Free wheeling thumb screw for smooth movement along the linear scale

Base Width: 100 mm

Base Thickness: 7.0 mm

Convenient to use locking screw to set calipers at desired position; a feature very useful in applications requiring repetitive measurements


VDG/6


RESOLUTION	ACCURACY
0.05 MM	± 0.05 MM

ORDERING INFORMATION

CAT NR.	RANGE		A1 (MM)	A2 (MM)	L1 (MM)	L2 (MM)	BOX QTY.
	(MM)	(INCH)					
VDG/6	150	6	100.00	6.00	61.50	225.00	5
VDG/8	200	8	100.00	6.00	61.50	275.00	5
VDG/12	300	12	100.00	6.00	61.50	373.00	5

Superior tool designed to measure, record & display dimensions in inches & mm

Balanced Frame Design:
Steel frame prevents flexing ensuring greater accuracy in measurement. Insulation at top and bottom end of the frame safeguards against data distortion due to thermal expansion

Extra large, high contrast LCD digital read out

Non - wearing carbide tipped anvil & measuring faces ensure accurate measurements over a long period of time

Zero setting at any position along the scale

Two Measuring Modes:
Absolute & Incremental

Unique Ball Attachment:
Each piece comes with a standard ball attachment that converts a regular micrometer into a pipe micrometer, enabling measurement of pipes, tubes, etc.

Supplied with master on all sizes except 0-25mm / 0-1"

Integral data output interface to transfer data to PC / Laptop etc. Data cable not included

Comes complete with SR44 battery

Data cable not included

Available in two variants : IP54 & IP65 level compliance



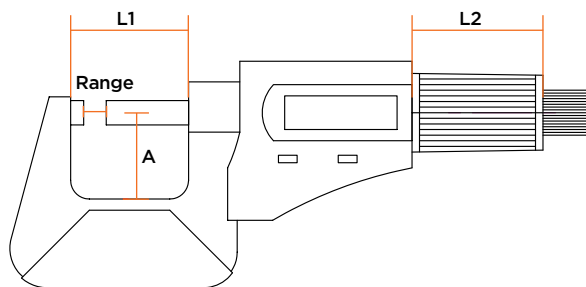
IP54 Compliant:

- a. Dust in the external environment will not adversely affect the micrometer
- b. Water splash from any direction will not adversely affect the micrometer

Reading in mm



Reading in inch



RESOLUTION
0.001 MM / 0.00005"

MMED



MMED/1/65
Ratchet Thimble

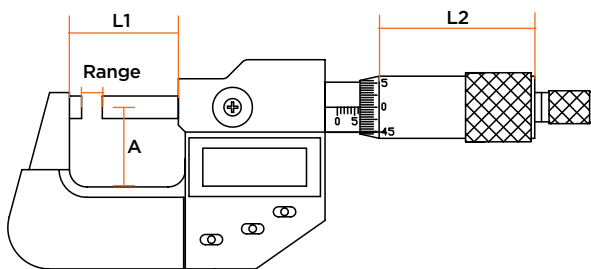
IP65 Compliant:

- a. Ingress of dust will not adversely affect the micrometer
- b. Complete protection against water jet from any direction
Will not adversely affect the micrometer

Reading in mm



Reading in inch



ORDERING INFORMATION

CAT NR.	RANGE		ACCURACY		A		L1		L2		BOX QTY.
	(MM)	(INCH)	(MM)	(INCH)	(MM)	(INCH)	(MM)	(INCH)	(MM)	(INCH)	
IP54 COMPLIANT											
MMED/1	0 - 25	0 - 1	± 0.004	0.00016	22.60	0.89	28.00	1.10	34.00	1.34	1
MMED/2	25 - 50	1 - 2	± 0.004	0.00016	31.75	1.25	53.00	2.09	34.00	1.34	1
IP65 COMPLIANT											
MMED/1/65	0 - 25	0 - 1	± 0.002	0.0001	22.60	0.89	28.00	1.10	48.50	1.91	1

Balanced Frame Design :
Steel frame prevents flexing ensuring greater accuracy in measurement. Can be operated efficiently with one hand

Non - wearing carbide tipped anvil & measuring faces ensure accurate measurements over a long period of time

Hardened spindle with precisely cut threads for smooth movement and high accuracy

Satin chrome thimble and barrel with convenient to read deep etched graduations in black

Ratchet stop for exact repetitive measurements

Quick & easy zero adjustment with spanner wrench

Supplied with master on all sizes except 0-25 mm / 0-1"

Available in inch & metric models



RESOLUTION

0.01 MM / 0.0001"

ORDERING INFORMATION

METRIC RANGE

CAT NR.	RANGE (MM)	ACCURACY (MM)	BOX QTY.
MM/0-25	0 - 25	± 0.004	5
MM/25-50	25 - 50	± 0.004	5
MM/50-75	50 - 75	± 0.004	5
MM/75-100	75 - 100	± 0.004	5
MM/100-125	100 - 125	± 0.004	5
MM/125-150	125 - 150	± 0.004	5

INCH RANGE

CAT NR.	RANGE (INCH)	ACCURACY (INCH)	BOX QTY.
MM/0-1	0 - 1	± 0.0001	1
MM/1-2	1 - 2	± 0.0001	1
MM/2-3	2 - 3	± 0.0001	1
MM/3-4	3 - 4	± 0.0001	1
MM/4-5	4 - 5	± 0.0001	1
MM/5-6	5 - 6	± 0.0001	1

99

Digital Height Gauge

DHG

Single Beam Construction

Versatile solution for most height measurement applications, scribing & marking of workpieces, measuring run-out, center distance etc

Hardened & ground base correctly designed to eliminate vibration

Large easy to read LCD display with a resolution of 0.0005" (0.01 mm)

Vertical bar is accurately positioned & perfectly perpendicular to the base

Hardened & ground carbide tipped scriber for durability

Also included holder for 8 mm stem dial gauge

Fine adjustment provides accurate and precise positioning

Locking handle to hold slide in position

Can set zero at any position along the vertical

Dial gauge not included



Carbide tipped scriber

ORDERING INFORMATION

CAT NR.	RANGE		BOX QTY.
	(MM)	(INCH)	
DHG/12	0 - 300	0 - 12	1

RESOLUTION	ACCURACY
0.01 MM / 0.0005"	± 0.04 MM / ± 0.0015"

100

Combination Squares

An exceptional set which combines several tools, substituting the use of try squares, miter, depth gauge, height gauge, marking gauge, level, plumb & a precision rule

Constructed from Quality Cast Iron & complete with precision rule 12" (300 mm) long


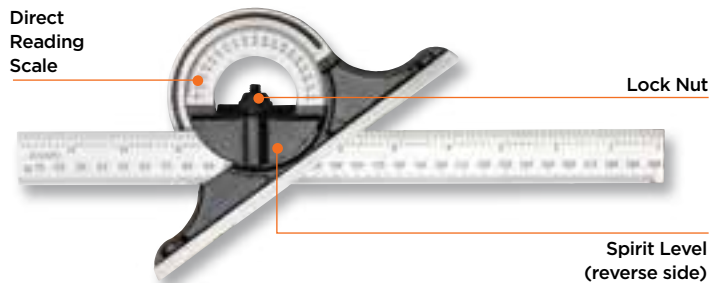
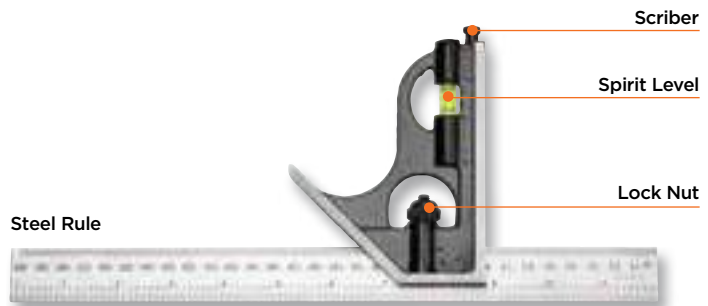
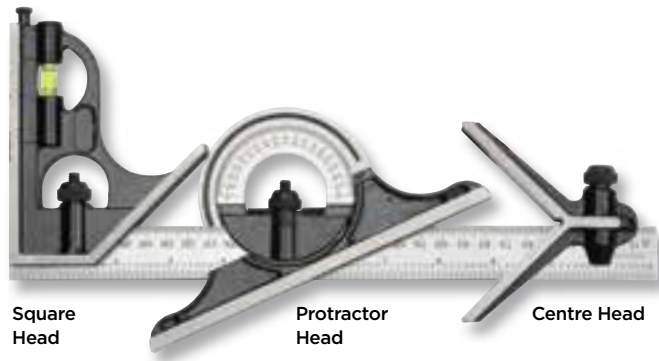
The individuals components of the Square are detailed as below:

Square Head: With a precision ground 90° square face & a 45° miter face. Highly versatile layout tool for scribing right angles & parallel lines. Also used as a measuring tool that can work as a try square, miter, depth gauge, height gauge & a level

Center Head: Used for accurately locating center of a cylindrical or square work piece

Protractor Head: Includes revolving turrets with direct reading double graduations from 0 to 180° in opposite directions. This permits accurate & quick direct reading of angles above or below the blade

Steel Rule: Precision Steel Rule with shoulder on one side. Rule is 300 mm long x 25 mm wide x 2 mm thick. Graduated with 0.50 mm & 32nds on one side & 1.0 mm & 64ths on the reverse side



ORDERING INFORMATION

CAT NR.	RANGE	BOX QTY.
CSQ/12/4/ST	4 pc Combination Square. Includes 12" (300 mm) Rule, Center Head, Protractor Head & Square Head	1

101

Internal Dial Calipers

IDC

Designed for use in measuring bores of castings & inside reading in fabrications

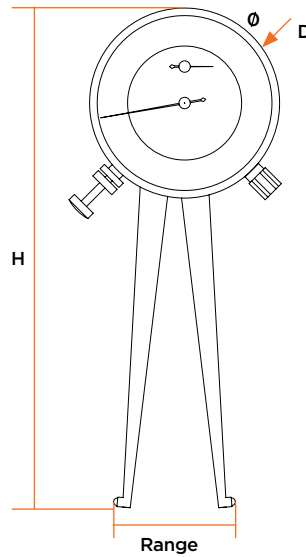
These are used as comparison gauges & should be used with an absolute measurement device such as a micrometer, setting ring, etc.

Calipers are spring loaded & make point contact at constant measuring pressure

Available in inch & metric sizes

Dial gauge with adjustable bezel for zero setting

RESOLUTION
0.025 MM / 0.001"
ACCURACY
±0.05 MM / 0.002"


IDC/1

ORDERING INFORMATION

CAT NR.	RANGE		H		D		BOX QTY.
	(MM)	(INCH)	(MM)	(INCH)	(MM)	(INCH)	
IDC/1M	10 - 35	-	135.00	-	50.00	-	5
IDC/1	-	0.375 - 1.375	-	5.3	-	2	5

102

Dial Test Indicators

DTI

Top Quality mechanism with clear graduations

Metric models include 2 dovetail stem of dia. 6 mm & 8 mm

Inch model includes 2 dovetail stems of dia. 5/32" & 3/8"

32 mm


DTI/100M

1-1/4"


DTI/150

ORDERING INFORMATION

CAT NR.	RANGE	ACCURACY	RESOLUTION	DIAL READING	BOX QTY.
DTI/40M	0 - 0.80 mm	±0.008 mm	0.01 mm	0 - 40 - 0	5
DTI/100M	0 - 0.20 mm	±0.003 mm	0.002 mm	0 - 100 - 0	5
DTI/150	0 - 0.03"	±0.0004"	0.0005"-	0 - 15 - 0	5

103

Digital Indicators

DGI

A very versatile range of digital indicators available in two levels of precision – Standard & High Accuracy

Robust construction

Suitable for both inch & metric measurements

Useful for absolute & tolerance measurement which allows for measure of upper & lower tolerances

Supplied with flat & lug back

Comes complete with CR 2032:3V battery



ORDERING INFORMATION

CAT NR.	RANGE		ACCURACY		RESOLUTION		BOX QTY.
	(MM)	(INCH)	(MM)	(INCH)	(MM)	(INCH)	
STANDARD							
DGI/1	0 - 12.70	0 - 1/2	± 0.02	± 0.0008	0.01	0.0005	5
HIGH ACCURACY							
DGI/2	0 - 12.70	0 - 1/2	± 0.005	± 0.0002	0.001	0.00005	5

104

Dial Indicators

DLG

Robust construction, mechanical dial indicator with bottom plunger


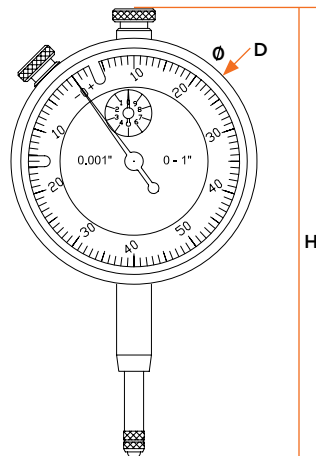
Furnished with lug-on centre back

Each revolution is indicated by a revolution counter

8 mm stem diameter for metric models and 3/8" for inch sizes

Available in inch & metric models

Meets AGD specifications



ORDERING INFORMATION

CAT NR.	RANGE	RANGE PER REVOLUTION	ACCURACY	RESOLUTION	DIAL READING	AGD	D	H	BOX QTY.
DLG/5	0 - 5 mm	0.50 mm	± 0.03 mm	0.01 mm	0-50	1	42.00 mm	79.00 mm	5
DLG/10	0 - 10 mm	1.00 mm	± 0.03 mm	0.01 mm	0-100	2	58.00 mm	110.00 mm	5
DLG/1-2	0 - 1/2"	0.10"	± 0.002"	0.001"	0-100	2	2.28"	4.19"	5
DLG/0-1	0 - 1"	0.10"	± 0.002"	0.001"	0-100	2	2.28"	4.67"	5

105

Feeler (Thickness) Gauges


FLG

Feeler Gauges are used for adjusting & gauging spark plugs, distributor points and valve clearances or any other instance of measuring space between two points

Stainless steel construction with each leaf marked with its thickness

Lock nut secures one or more leaves in position and each leaf is detachable if necessary

Complete with a protective holder that helps to preserve trueness of the leaf edges


FLG/20/150

ORDERING INFORMATION

CAT NR.	NUMBER OF LEAVES	SIZES	BLADE LENGTH	BLADE WIDTH	BOX QTY.
		(MM)	(MM)	(MM)	
FLG/13/100	13	0.05, 0.10, 0.15, 0.20, 0.25, 0.30, 0.40, 0.50, 0.60, 0.70, 0.80, 0.90, 1.00	100	13	5
FLG/20/150	20	0.05, 0.10, 0.15, 0.20, 0.25, 0.30, 0.35, 0.40, 0.45, 0.50, 0.55, 0.60, 0.65, 0.70, 0.75, 0.80, 0.85, 0.90, 0.95, 1.00	150	13	5

106

Radius Gauges

RDG


Radius Gauges are used by tools & die-makers, machinist's, screw machine operators & pattern makers to check layouts, radii of tools, dies & patterns

Useful for measuring external & internal radii

Stainless Steel construction with leaves etched with dimensions in millimetres

When not in use, the gauge can be rotated into the tools housing protecting the individual leaves

Locking nut holds gauge in open or closed position


RDG/15/15.5-25

ORDERING INFORMATION

CAT NR.	NUMBER OF LEAVES	SIZES	BOX QTY.
		(MM)	
RDG/17/1-7	17 Pairs	1.0, 1.25, 1.50, 1.75, 2.0, 2.25, 2.50, 2.75, 3.0, 3.50, 4.0, 4.5, 5.0, 5.50, 6.0, 6.50, 7.0	5
RDG/16/7.5-15	16 Pairs	7.5, 8.0, 8.5, 9.0, 9.5, 10.0, 10.5, 11.0, 11.5, 12.0, 12.5, 13.0, 13.50, 14.0, 14.50, 15.0	5
RDG/15/15.5-25	15 Pairs	15.50, 16.0, 16.50, 17.0, 17.50, 18.0, 18.50, 19.0, 19.50, 20.0, 21.0, 22.0, 23.0, 24.0, 25.0	5

107 Engineer's Precision Squares

SS-A

Useful for setting up & checking jobs where extreme accuracy is required

Hardened spring steel blade are permanently fixed to the stock by means of tapered self locking rivets which ensure complete rigidity

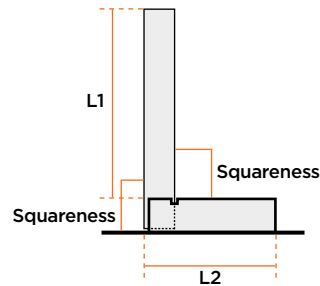
Both the blade and the stock are precisely ground to ensure parallelism & straightness

A groove on the inner corner of the stock aids in the clearance of burr or dirt



ORDERING INFORMATION

CAT. NR.	BLADE LENGTH (L1)	STOCK LENGTH (L2)	SQUARENESS	BOX QTY.
	(MM)	(MM)	(MICRONS)	
SS/A/3	75	60	16	5
SS/A/4	100	75	16	5
SS/A/6	150	100	16	5
SS/A/8	200	125	20	5
SS/A/10	250	165	24	5
SS/A/12	300	210	24	2



108 Machinist's Squares

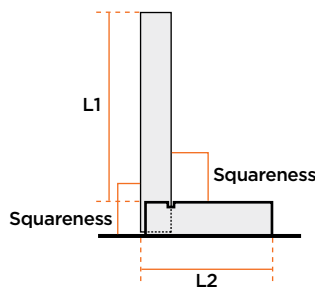
SS

Every day workshop use general purpose steel squares

Made from selected steel with hardened blades, these squares have accurate right angled both on the inside & outside

Both blade and stock are accurately ground which ensures straightness and parallelism

Ideal for everyday use in workshops and wood industry application



ORDERING INFORMATION

CAT. NR.	BLADE LENGTH (L1)	STOCK LENGTH (L2)	SQUARENESS	BOX QTY.
	(MM)	(MM)	(MICRONS)	
SS/2	50	50	48	10
SS/3	75	60	48	10
SS/4	100	75	48	10
SS/6	150	100	72	10
SS/8	200	125	72	5
SS/10	250	165	72	5
SS/12	300	210	96	2
SS/18	450	255	144	1



109

Spring Calipers & Dividers

ID

OD

DD

Amongst the oldest comparison measuring tools these are designed for taking comparative measurements & transferring the dimensions to a Micrometer, Vernier Calliper, precision rule

Dividers are used for marking out circles on steel or transferring measurements from master templates.

Manufactured from high grade steel. Calipers & dividers have a spring joint for precision settings. Adjustments are made by opening & closing of legs via an adjusting nut

Divider points are hardened 50-55 HRC for increased wear resistance



ORDERING INFORMATION

CAT NR.	CAT NR.	CAT NR.	SIZE (L)		BOX QTY.
			(MM)	(INCH)	
INSIDE CALIPERS	OUTSIDE CALIPERS	SPRING DIVIDERS			
ID/EC/4	OD/EC/4	DD/EC/4	100	4	10
ID/EC/6	OD/EC/6	DD/EC/6	150	6	10
ID/EC/8	OD/EC/8	DD/EC/8	200	8	5
ID/EC/10	OD/EC/10	DD/EC/10	250	10	5
ID/EC/12	OD/EC/12	DD/EC/12	300	12	5

110

Machinist's Scriber

MS-7

Useful for scribing & marking on metal, glass, plastics & ceramics

Double ended steel body scribers with one straight and the other bent at 90° making it ideal for use in confined spaces

Scriber points are hardened, 55-60 HRC & finely tapered permitting better sighting during work

For use by machinist's engravers, mechanics etc.



ORDERING INFORMATION

CAT NR.	LENGTH	BOX QTY.
	(MM)	
MS/7	190	25

Designed for versatility and accuracy, these Vee Blocks are ideal for holding round or irregular shapes for scribing, grinding, measuring, machining and testing applications

All vee's and faces can be energized or de-energised simultaneously by turning the rotary action control knob. Hence enabling it to hold itself and the work against any flat Ferrous surface

Brass knob ensures no interference with the magnetic field unlike the conventionally used steel knobs

Vee's are hardened 55-60 HRC for increased wear resistance

Accuracies controlled within 8 microns



ORDERING INFORMATION

CAT NR.	DESCRIPTION	LENGTH	HEIGHT	CLAMPING CAPACITY	BOX QTY.
		(MM)	(MM)	(MM)	
MVB/4S/H	Single	100	75	5.0 to 60.0	1
MVB/4P/H	Pair	100	75	5.0 to 60.0	1
MVB/5S/H	Single	80	60	5.0 to 45.0	1
MVB/5P/H	Pair	80	60	5.0 to 45.0	1

112

Magnetic Bases

MB

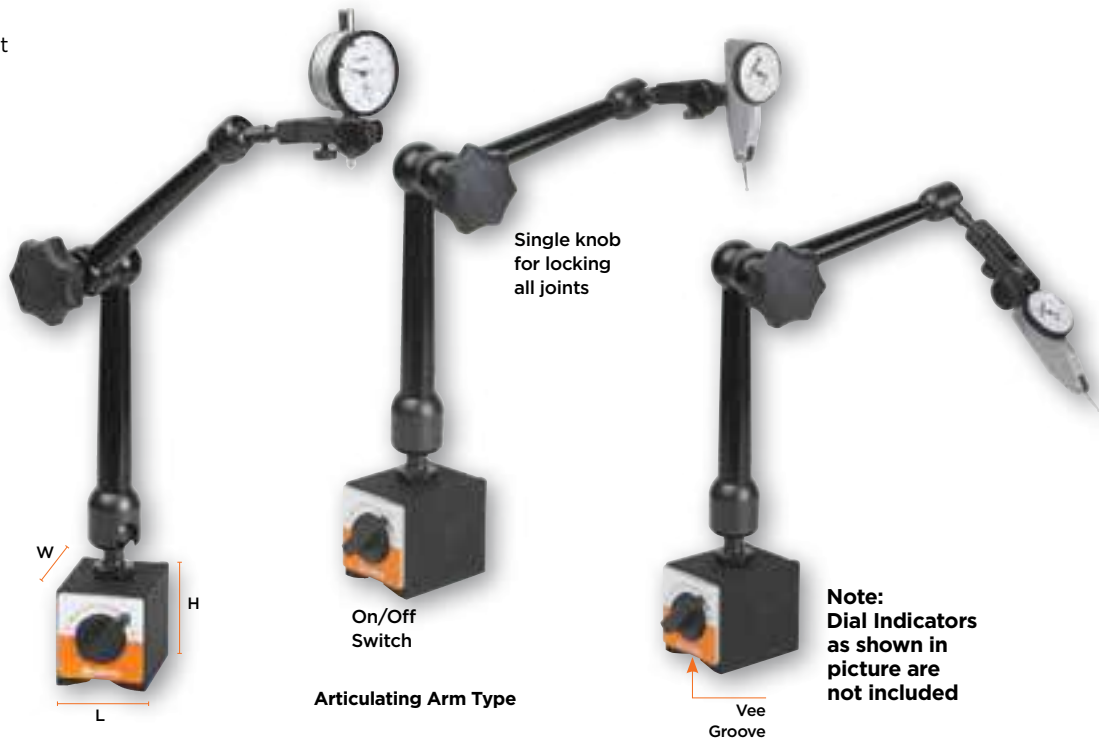
Rigid & robust magnetic bases with vee grooves that securely fasten onto round ferrous jobs or machine tables

Equipped with convenient ON/OFF control switch

Three precision ground magnetic surfaces allow these to be used horizontally, vertically or even upside down

Available in two versions:

- a. **Articulating Arm Type**
3 articulating joints lockable using a single knob. Suitable for 3/8" & 8 mm stems & test indicators with dovetail clamping mechanism
- b. **Fixed Arm Type**
Threaded M8 × 1.25



ORDERING INFORMATION

CAT NR.	BASE DIMENSION (L × W × H)		ARM LENGTH		MAGNETIC PULL	BOX QTY.
	(MM)	(INCH)	(MM)	(INCH)	(KG)	
ARTICULATING ARM TYPE						
MB/30	30 × 40 × 35	1-3/16 × 1-9/16 × 1-3/8	180	7-3/32	30	1
MB/80	50 × 60 × 55	2 × 2-3/8 × 2-3/16	280	11	80	1
MB/80L	50 × 60 × 55	2 × 2-3/8 × 2-3/16	340	13-3/8	80	1
FIXED ARM TYPE						
MB/25F	45 × 48 × 50	1-3/4 × 1-7/8 × 2	200	8	40	4

The rigid & robust construction of the GROZ range of knurling tool holders makes them ideal for countless knurling applications

These are available in 2 types:

a. Knurling Tool Holder - 1 Knurl

Single knurl holder, these are useful for light duty applications. They come complete with one straight knurl

b. Knurling Tool Holder - 1 Pair

A two knurl holder ideal for small knurling applications, it has a self adjusting pivot head which ensures that the knurl finds the centre line of the work exactly. It comes complete with one right & one left hand knurl


KT/2-1
KT/0-1
ORDERING INFORMATION

CAT NR.	TYPE	HOLDER SIZE	KNURL DIMENSION	BOX QTY.
		(MM)	(MM)	
KT/0-1	Single Knurl	100 × 13 × 13	19.5 × 9.5 × 6.35	2
KT/2-1	Pair of Knurls	190 × 35 × 16	19.5 × 9.5 × 6.35	2

Time saving positioning tools for use in jig, boring, milling machines etc

Used for accurately locating work edges, shoulders and grooves

Manufactured from precision ground tool steel, case hardened to 45-48 HRC

Diameter & concentricity is controlled to within 5 microns.


ORDERING INFORMATION

CAT NR.	SHANK DIAMETER	TIP DIAMETER	BOX QTY.
	(MM)	(MM)	
EF/12	10	4	25
EF/13	10	10	25

World's #1 Toolmakers Vice
- a must for every tool & die
maker

Manufactured from selected
tool steel, these solid
one piece vices are fully
hardened (55-60 HRC) and
tempered to ensure stability
and durability

All vice surfaces are
precision ground

The movable jaw is narrower
than the base enabling vices
to be used on either sides in
addition to the base

The rapid positioning
notches allow the vice to
be locked in any position
by means of an allen key
provided with the vice

Vee grooves in the sliding
jaw, both horizontal and
vertical, facilitate holding of
round jobs

Jaw pressure on work piece
is forward and downward for
repeatable positioning and
maximum holding power

These screwless vices are
particularly suitable for
erosion work

Due to their outstanding
accuracies, these vices
are mainly used in
tool manufacturing,
on grinding & milling
machines, in engraving &
jig boring applications, for
measurement and inspection
work and in manufacturing
processes that require
highest standards of
clamping accuracy


ORDERING INFORMATION

CAT NR.	JAW WIDTH	JAW OPENING	JAW DEPTH	BOX QTY.
	(MM)	(MM)	(MM)	
TMV/23	75	110	35	1



115

Milling Machine Vices Super Precision

MMV

These milling machine vices are one of the most popular vices used in workshops, machine shops, and shop floor. Apart from use in milling operations, these also find application in jig boring, grinding and shaping objects

Manufactured from close grained high tensile seasoned cast iron, vice body has a premium polychromatic finish which is scratch and rust proof

Vice jaws allow the work piece to be held dead square without use of any packing. This not only improves efficiency and life of jaws but also helps reduce strain on vice body

Usage of high tensile grade 10.8 fasteners provides greater strength and rigidity. The 360° swivel base allows the vice to be set at any angle along the vertical axis

“Hold down” slots allow for secure clamping of the vice on the machine table



Milling Machine Vice being used to hold a job for milling operation

ORDERING INFORMATION

CAT NR.	CAT NR.	JAW WIDTH	JAW OPENING	JAW DEPTH	BOX QTY.
		(MM)	(MM)	(MM)	
FIXED BASE	SWIVEL BASE				
MMV/F/SP/100	MMV/SP/100	100	100	38	1
MMV/F/SP/150	MMV/SP/150	150	150	45	1

Angular machine vices are ideal for applications where in the work piece requires machining at an angle

Angular adjustment is achieved via the angular slide that can be set to any desired angle 45 degrees on either sides

Manufactured from close grained high tensile seasoned cast iron with fully hardened and ground tool steel jaws

Ergonomically designed all steel handle allows for stress free operation

Use of high tensile grade 10.8 fasteners provides strength and rigidity to these vices

Relief in clamp seat ensures complete surface contact as against a line contact between the "hold down" clamp and movable slide, thereby providing firm locking at any desired angle

"Hold down" slots allow for secure clamping of the vice on the machine table



Rotation along 360° swivel base



Rotation along 0-90° vertical scale



Combined rotation along both horizontal & vertical axis

ORDERING INFORMATION

CAT NR.	JAW WIDTH	JAW OPENING	JAW DEPTH	BOX QTY.
	(MM)	(MM)	(MM)	
SWIVEL BASE				
AMV/SP/100	100	100	38	1
AMV/SP/150	150	150	45	1

117

3 Way Tilting Vices Super Precision

TLT

Tilting vices provide for 3 axis setting of the work piece in special milling, drilling, grinding, shaping and jig boring applications

Vices have two angular slides which allow the work piece to be set at any desired angle- 45 degree tilting range on either sides and 90 degree vertical indexing. The 360 degree swivel base further allows rotation along the vertical axis

Manufactured from close grained hi-tensile seasoned cast iron with fully hardened and ground tool steel jaws; vices have a premium polychromatic finish

Ergonomically designed all steel handle allows for stress free operation

Use of high tensile grade 10.8 fasteners provides strength and rigidity to these vices

Relief in clamp seat ensures complete surface contact as against a line contact between the "hold down" clamp and movable slide, thereby providing firm locking at any desired angle

"Hold down" slots allow for secure clamping of the vice on the machine table



A combination of settings along the 3 scales



Movement along the tilting scale, 0-45°



Rotation along the swivel base



Movement along the first angular slide, 0-90°

ORDERING INFORMATION

CAT NR.	JAW WIDTH	JAW OPENING	JAW DEPTH	BOX QTY.
	(MM)	(MM)	(MM)	
SWIVEL BASE				
TLT/SP/100	100	100	38	1
TLT/SP/150	150	150	45	1

118

**Sine Vices
Super Precision**

SNV

Manufactured from selected tool steel, these solid Sine Vices are fully hardened (55-60 HRC) and tempered, mounted onto a precision hinged bottom plate. All the surfaces are precisely ground for extreme accuracy

These are very useful for manufacturing processes that require the highest standards of clamping accuracy at desired angles

A minute angle step of 0.2"/5 mm allows very small angles to be set with ease using standard gauge blocks

These are available in two models:
a. Screw Type
b. Screwless Type



Screw Type

Screwless Type



ORDERING INFORMATION

CAT NR.	JAW WIDTH		JAW OPENING		JAW DEPTH		CENTRE TO CENTRE DISTANCE		BOX QTY.
	(INCH)	(MM)	(INCH)	(MM)	(INCH)	(MM)	(INCH)	(MM)	
SCREWLESS TYPE									
SNV/6	2.3/4		3.3/4		1-9/16		6		1
SNV/150		70		95		40		150	1
SCREW TYPE									
SNV/7	2.3/4		3		1-9/16		7		1

119

Video Borescope Video Inspection System

DCS 200

DCS 300



Compact Video Borescopes
for live Visual Inspection of
inaccessible areas

Ideal for Plumbing, Electrical,
Construction, DIY / Home
owners, HVAC/R & Automotive /
Fleet shops

12 mm diameter camera-tipped
probe is flexible and strong with
built-in adjustable LED lighting
and is slim enough to perform
automotive engine check-up

Flexible Waterproof (IP67)
Probe retains configured shape
to suit different inspection needs

Probe is water, oil and dust proof

View findings instantaneously

Available in two models:

1. **The Seeker™ 200**
2.4" (70 mm) color LCD
screen for crystal clear
image
2. **The Seeker™ 300**
3.5" (89 mm) color LCD
screen for crystal clear
image

INCLUDES

- Heavy-Duty Blow Mould
Case
- 3.2 ft. (1m) Obedient Probe
- 3 Extension Tools: Mirror,
Magnet, Pick-up Hook
- 1 "9V" Battery



SPECIFICATION

Display	Color LCD Screen
Resolution	320 x 240
Probe Length	Standard: 3.28 ft. (1m) Optional: Upto 32.8 ft. (10m)
Depth of Field (DOF)	0.98" to 11.8" (25 mm to 300 mm)
Field of View	60°
Light Source	Two adjustable LED's

ORDERING INFORMATION

CAT NR.	DESCRIPTION	BOX QTY.
DCS300	With 3.5" (89 mm) screen	1
DCS200	With 2.4" (70 mm) screen	1
P230-2X	2m long probe extension with 12 mm diameter	1
P230-3X	3m long probe extension with 12 mm diameter	1



120

Video Borescope Wireless Video Inspection System

DCS 400

Wireless Data Logging video inspection systems

Compact Video Borescope for visual inspection of inaccessible areas

Ideal for HVAC/R maintenance & audit, MRO inspection & audit, automotive & fleet maintenance

3.5" (89 mm) TFT-LCD wireless colour monitor can be detached from the unit for remote viewing up to 32.8 ft (10m) away
1m flexible waterproof (IP67) obedient probe retains configured shape. Option to extend length upto 5m is available

Adjustable LED lighting inside the tip of the probe illuminates dark spaces for clear inspection

Data-logs and records in still photo (JPEG) and video (AVI), upto 3 hrs or view it live

NTSC or PAL compatible
Choices of 3 menu languages - English, French & Spanish

Comes complete with 12 mm diameter probe suitable for HVAC/R, plumbing and general inspection

INCLUDES

- Heavy-duty blow mould case
- 3.2 ft (1m) obedient probe
- 2GB micro SD memory card 3 Extension Tools: mirror, magnet, pick-up hook
- USB cable & AV out cable
- Rechargeable battery & AC adaptor/charger
- One-to-two charging cable



SPECIFICATION

CAMERA	
Transmission Range	32.8 ft. (10m) clear field
Transmission Frequency	2414 MHz
Resolution	Still Image: VGA 640 x 480
	Video: 720 x 480 (NTSC)
	320 x 576 (PAL)
Depth of Field (DOF)	1.2"-3.94" (30 mm-100 mm)
Field of View	60°
Probe Length	Standard: 3.28 ft. (1m)
	Optional: up to 18 ft (5.5m)
MONITOR	
Video/Image Resolution	320 x 240 Pixels (AVI format)

ORDERING INFORMATION

CAT NR.	DESCRIPTION	BOX QTY.
DCS400	Wireless Video Borescope – with 12 mm diameter probe	1
P495-1N	1m long probe extension with 9 mm dia.	1
P230-1	1m long probe extension with 12 mm dia.	1



Detachable Wireless Camera



Ideal for most application in HVAC/R, plumbing & heating, electrical, automotive & other industrial jobs

Rugged & ergonomic design for general purposes

Ultra low power consumption in shut-down mode

Extended long time measuring reliability

Backlit LCD display

Switchable On/Off Laser sighting

Choice between Fahrenheit & Celsius scales

Auto off

INCLUDES

1 'CR2032' battery

SPECIFICATION

Distance To Spot (Ds) Ratio	8:1
Range	-20°C to 317°C
Emissivity	Fixed at 0.95
Resolution	0.5°C
Accuracy	± 2%
Operating Temperature	0°C to 50°C, 10 to 90% RH

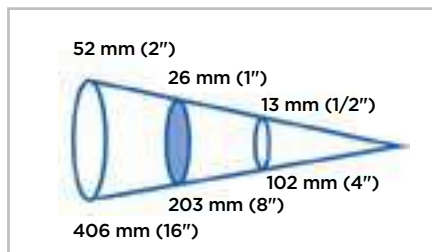


RoHS

WEEE



Optical resolution (field-of -view) 8:1



ORDERING INFORMATION

CAT NR.	BOX QTY.
IRT207	1



www.groz-tools.com



LED WORK LIGHTS

122

**LED 15W
Floodlight**

LED-501

LED-502

15W floodlight with aluminium die cast housing in premium powder coated finish & stainless steel bracket

Powerful 5 LED's of 3W each with a light output of 900 lumens

Power Source:
12V DC - 36V DC

Current Draw: 1.0 amp at 12V & 0.50 amp at 24V

Square Construction:
3-11/32" (85 mm) × 3-11/32" (85 mm) × 1-3/8" (35 mm)

Water & Dust Proof Rating:
IP67 (Dust tight & protected against effects of water immersion up to 1 metre)

Comes complete with 20" (500 mm) DC power cord

Ideal for outdoor use on construction equipment, tractors, farm machinery, service vans, emergency vehicles etc.

Available as single or set of two





LED/501



ORDERING INFORMATION

CAT NR.	DESCRIPTION	BOX QTY.
LED/501	Single Piece	1
LED/502	Set of Two	1

LUMEN	POWER SOURCE
 900	 12V DC - 36V DC
WATER & DUST PROOF RATING	OPERATING TEMPERATURE
IP67	-20°C TO 45°C (-4°F TO 113°F)

123
**LED 15W
'Super Cool' Floodlight**
LED-520

15W floodlight with aluminium die cast housing in premium powder coated finish & stainless steel bracket

Tight rubber sealing prevents ingress of dust and moisture

Powerful 5 LED's of 3W each with a light output of 1050 lumens

Power Source:
12V DC - 60V DC

Current Draw: 1.5 amp at 12V & 0.5 amp at 60V

Rectangular Construction:
4" (101 mm) wide × 4-13/16" (122 mm) high × 1-7/8" (48 mm) deep



Comes complete with 20' (500 mm) DC power cord

Water & Dust Proof Rating:
IP67 (Dust tight & protected against effects of water immersion up to 1 metre)

Ideal for outdoor use on construction equipment, tractors, farm machinery, service vans, emergency vehicles etc.


ORDERING INFORMATION

CAT NR.	BOX QTY.
LED/520	1

LUMEN	POWER SOURCE
 1050	 12V DC - 60V DC
WATER & DUST PROOF RATING	OPERATING TEMPERATURE
IP67	-20°C TO 45°C (-4°F TO 113°F)



18W floodlight with aluminium die cast housing in premium powder coated finish & stainless steel bracket

Tight rubber sealing prevents ingress of dust and moisture

270° rotation

Powerful 6 LED's of 3W each with a light output of 1200 lumens

Power Source:
12V DC - 60V DC

Current Draw: 2.0 amp at 12V & 0.50 amp at 60V

Rectangular Construction:
4-9/32" (109 mm) wide x 5" (127 mm) high x 1-21/32" (42 mm) deep

Comes complete with 20' (500 mm) DC power cord



Water & Dust Proof Rating:
IP67 (Dust tight & protected against effects of water immersion up to 1 metre)

Ideal for outdoor use on construction equipment, tractors, farm machinery, service vans, emergency vehicles etc.



ORDERING INFORMATION

CAT NR.	BOX QTY.
LED/530	1

LUMENS	POWER SOURCE
 1200	 12V DC - 60V DC
WATER & DUST PROOF RATING	OPERATING TEMPERATURE
IP67	-20°C TO 45°C (-4°F TO 113°F)

125

LED 27W Floodlight

LED-511

27W floodlight with aluminium die cast housing in premium powder coated finish & stainless steel bracket

Powerful 9 LED's of 3W each with a light output of 1600 lumens

Power Source:
12V DC - 36V DC

Current Draw: 1.8 amp at 12V & 0.6 amp at 36V

Square Construction:
4-9/16" (116 mm) wide x
4-1/4" (108 mm) high x
2-15/32" (63 mm) deep

Comes complete with 20' (500 mm) DC power cord



Water & Dust Proof rating:
IP68 (Dust tight & protected against effects of water immersion under pressure)

Ideal for outdoor use on construction equipment, tractors, farm machinery, service vans, emergency vehicles etc.



ORDERING INFORMATION

CAT NR.	BOX QTY.
LED/511	1

LUMEN	POWER SOURCE
 1600	 12V DC - 36V DC
WATER & DUST PROOF RATING	OPERATING TEMPERATURE
IP68	-20°C TO 45°C (-4°F TO 113°F)

45W floodlight with aluminium die cast housing in premium powder coated finish & stainless steel bracket

Powerful 15 LED's of 3W each with a light output of 2300 lumens

Power Source:
12V DC - 36V DC

Current Draw: 4 amp at 12V & 1.5 amp at 36V

Rectangular Construction:
6-7/32" (158 mm) wide ×
3-13/16" (97 mm) high ×
3-3/32" (79 mm) deep



Comes complete with 20" (500 mm) DC power cord

Water & Dust Proof Rating:
IP65 (Dust Tight & protected from low pressure jets from any directions)

Ideal for outdoor use on construction equipment, tractors, farm machinery, service vans, emergency vehicles etc.


ORDERING INFORMATION

CAT NR.	BOX QTY.
LED/540	1

LUMEN	POWER SOURCE
 2300	 12V DC - 36V DC
WATER & DUST PROOF RATING	OPERATING TEMPERATURE
IP65	-20°C TO 45°C (-4°F TO 113°F)

127

**LED 36W
Light Bar**

LED-700

36W Light bar with Aluminium extruded housing in premium powder coated finish



Powerful 12 LED's of 3W each with a light output of 2200 lumens

Power Source: 12V DC - 60V DC

Current Draw: 3.5 amp at 12V & 1 amp at 60V

Rectangular Construction: 8-1/4" (210 mm) wide x 4-17/32" (115 mm) high x 3-11/32" (85 mm) deep

Comes complete with 20" (500 mm) DC power cord



Water & Dust Proof Rating: IP67 (Dust tight & protected against effects of water immersion up to 1 metre)

Ideal for use on roof top of ATV's, UTV's, trucks & SUV's



ORDERING INFORMATION

CAT NR.	BOX QTY.
LED/700	1

LUMEN	POWER SOURCE
 2200	 12V DC - 60V DC
WATER & DUST PROOF RATING	OPERATING TEMPERATURE
IP67	-20°C TO 45°C (-4°F TO 113°F)



72W Light bar with Aluminium extruded housing in premium powder coated finish

Powerful 24 LED's of 3W each with a light output of 4300 lumens

Power Source: 12V DC - 60V DC

Current Draw: 7 amp at 12V & 1.5 amp at 60V

Rectangular Construction: 14" (355 mm) wide x 4-17/32" (115 mm) high x 3-11/32" (85 mm) deep

Comes complete with 20" (500 mm) DC power cord



Water & Dust Proof Rating: IP67 (Dust Tight & Protected against effects of water immersion up to 1 metre)

Ideal for automotive & mining applications. Used on ATV's, UTV's, trucks, SUV, dumpers, loaders, excavators etc



ORDERING INFORMATION


CAT NR.	BOX QTY.
LED/710	1

LUMEN	POWER SOURCE
 4300	 12V DC - 60V DC
WATER & DUST PROOF RATING	OPERATING TEMPERATURE
IP67	-20°C TO 45°C (-4°F TO 113°F)

129

**LED 132W
Light Bar**

LED-720



132W Light bar with Aluminium extruded housing in premium powder coated finish

Powerful 44 LED's of 3W each with a light output of 6500 lumens

Power Source:
12V DC - 60V DC

Current Draw: 12 amp at 12V & 3 amp at 60V

Rectangular Construction:
24" (610 mm) wide ×
4-17/32" (115 mm) high ×
3-11/32" (85 mm) deep

Comes complete with 20" (500 mm) DC power cord



Water & Dust Proof Rating:
IP67 (Dust tight & protected against effects of water immersion up to 1 metre)

Ideal for use in mining application on trucks, dumpers, loader, excavators etc



ORDERING INFORMATION

CAT NR.	BOX QTY.
LED/720	1

LUMEN	POWER SOURCE
 6500	 12V DC - 60V DC
WATER & DUST PROOF RATING	OPERATING TEMPERATURE
IP67	-20°C TO 45°C (-4°F TO 113°F)

130 **LED 9W Rechargeable Site Lamp** **LED-640**

9W Rechargeable site lamp with aluminium die cast housing in premium powder coated finish

Portable LED lights with free standing heavy base

3.7V (6600 mAh), 24.42 WH Rechargeable Lithium Ion Battery

270° rotation

Complete with USB charging cable compatible with phone charger adaptor

Run Time: 4 hours with a single full charge

Charge Time: 8-10 hours

Dual Colour Lamp:
Amber/White




Comes complete with 24" (600 mm) DC power cord

Water & Dust Proof Rating:
IP65 (Dust Tight & protected from low pressure jets from any directions)

Ideal for portable working in maintenance, building construction, temporary lighting jobs etc.



Charge your lamp using laptop

LUMEN	POWER SOURCE
 500	 5V DC
WATER & DUST PROOF RATING	RUN TIME
IP65	 4 H
OPERATING TEMPERATURE	
-10°C TO 45°C (14°F TO 113°F)	

ORDERING INFORMATION

CAT NR.	BOX QTY.
LED/640	1

131

LED 9W Rechargeable Site Lamp with Magnetic Base

LED-650

9W Site lamp with aluminium die cast housing in premium powder coated finish

Portable LED lights with free standing magnetic base

3.7V (6600 mAh), 24.42 WH Rechargeable Lithium-ion Battery

270° rotation

Comes complete with USB charging cable compatible with phone charger adaptor

Run Time: 4 hours with a single full charge

Charge Time: 8-10 hours

Dual Colour Lamp: Amber/White

Comes complete with 24" (600 mm) DC power cord

Water & Dust Proof Rating: IP65 (Dust Tight & protected from low pressure jets from any directions)

Ideal for portable working in maintenance, building construction, temporary lighting jobs etc.



Charge your lamp using laptop

ORDERING INFORMATION

CAT NR.	BOX QTY.
LED/650	1

LUMEN	POWER SOURCE
500	5V DC
OPERATING TEMPERATURE	
-10°C TO 45°C (14°F TO 113°F)	
WATER & DUST PROOF RATING	RUN TIME
IP65	4 H

132

LED 15W Portable Lamp with Magnetic Base

LED-630



15W portable lamp with aluminium die cast housing in premium powder coated finish

Portable free standing base with powerful base magnet attaches conveniently to any metallic surface such as a vehicle etc.

5 LED's of 3W each with a light output of 900 lumens

Power Source:
12V DC - 36V DC

Current Draw: 1 amp at 12V & 0.5 amp at 36V

Complete with cigarette plug adaptor

Water & Dust Proof Rating:
IP67 (Dust tight & protected against effects of water immersion up to 1 metre)

Wire Length: 4 metres

Ideal portable worklight for automobiles



Powerful magnetic base



Cigarette plug adaptor

ORDERING INFORMATION

CAT NR.	BOX QTY.
LED/630	1

LUMEN	POWER SOURCE
 900	 12V DC - 36V DC
WATER & DUST PROOF RATING	OPERATING TEMPERATURE
IP67	-20°C TO 45°C (-4°F TO 113°F)

133

**LED 15W
Rechargeable Site Lamp**

LED-620

15W Rechargeable site lamp with aluminium die cast housing in premium powder coated finish

Portable free standing heavy base with powerful base magnet

32.6WH Rechargeable Lithium-ion Battery

Complete with dual voltage AC power adaptor and an additional 12/24 V DC adaptor

Power Source: 220V AC, 50 Hz. & 110V AC, 60 Hz.

Run Time: 4 hours with a single full charge

Charge Time: 7.5 hours

Keeps work place cool as lights don't dispense heat

Wire Length: 1.2 metres

Water & Dust Proof Rating: IP65 (Dust tight & protected against low pressure water jets) **SITE LAMPS**

Ideal for portable working in maintenance, building construction, temporary lighting jobs etc.






Powerful magnetic base



ORDERING INFORMATION

CAT NR.	BOX QTY.
LED/620	1

LUMEN	POWER SOURCE	WATER & DUST PROOF RATING
 900	 110V / 220V AC 12V / 24V DC	IP65
RUN TIME	OPERATING TEMPERATURE	
 4 H	-10°C TO 45°C (14°F TO 113°F)	

27W Site lamp with aluminium die cast housing in premium powder coated finish

Portable powder coated free-standing steel stand with cushion grip & adjustable stainless steel bracket

Powerful 9 LED's of 3W each with a light output of 1600 lumens

Keeps work place cool as lights don't dispense heat

Power Source:
220V AC, 50 Hz. & 110V AC, 60 Hz.



Complete with 4m long power cord

Water & Dust Proof Rating:
IP68 (Dust tight & protected against effects of water immersion under pressure)

Ideal for portable working in maintenance, building construction, temporary lighting jobs etc.


ORDERING INFORMATION

CAT NR.	BOX QTY.
LED/601	1

LUMEN	POWER SOURCE	WATER & DUST PROOF RATING
 1600	 110V AC 220V AC	IP68
OPERATING TEMPERATURE		
-20°C TO 45°C (-4°F TO 113°F)		

135
**LED 54W
Site Lamp**
LED-611

54W Site lamp with aluminium die cast housing in premium powder coated finish

Portable powder coated tripod stand with separate adjustments for base, height (up to 1.5m) & each individual light

Powerful 9 LED's of 3W each in each housing with a total light output of 3200 lumens


Keeps work place cool as lights don't dispense heat

Power Source: 220V AC, 50 Hz. & 110V AC, 60 Hz.

Complete with 4m long power cord

Water & Dust Proof Rating: IP68 (Dust tight & protected against effects of water immersion pressure)



Ideal for portable working in maintenance, building construction, temporary lighting jobs etc.



Telescopic
0.6m - 1.5m


ORDERING INFORMATION

CAT NR.	BOX QTY.
LED/611	1

LUMEN	POWER SOURCE	WATER & DUST PROOF RATING
 3200	 110V AC 220V AC	IP68
OPERATING TEMPERATURE		
-20°C TO 45°C (-4°F TO 113°F)		



Rugged, **unbreakable** construction with light weight yet strong aluminium tubing & TPR handle

60 SMD produce a super bright work light (350 lumens)

Includes two rotating hooks with ratchet movement & an additional hook with magnet that attaches to any metallic surface for hands free use

Dual Voltage AC charger for use with 220V AC, 50 Hz & 110V AC, 60 Hz


Rechargeable 3.7V, 4000 mAh Lithium-ion Battery




Charge Time: 4 hours

Water & Dust Proof Rating: IP42

Use time with a single full charge: Up to 5 hours

Ideal for use in machinery repair, testing, automotive jobs etc.



LUMEN	POWER SOURCE
 350	 110V AC 220V AC
RUN TIME	WATER & DUST PROOF RATING
 5 H	IP42

ORDERING INFORMATION

CAT NR.	BOX QTY.
LED/340	1

137

**7 SMD + 3W LED
Lithium-ion Rechargeable Inspection Lamp**

LED-360

NEW!

Unique & Innovative 360° Swivel & Tilt Design

Unique ball joint mechanism allows swivelling the light full 360° swivel & tilt for illumination all around

Powerful 7 SMD's produce super bright light upto 400 lumens with 90° spread for wide range illumination

3W LED directional torch at one end produces 120 lumens

High impact ABS body, polycarbonate lense & nylon hooks

Two fold out swivelling hooks for easy installation

Hands Free Operation

Three rubber covered magnets; two on the rear and one on the end for hands free operation

Complete with 3.7V-2.2Ah Lithium-ion battery for longer life; slower discharge than traditional batteries

Micro USB charging port

Supplied complete with 5V micro USB cable

Run Time

7 hours work light on low mode & 3.5 hours work light on high mode / 8 hours torch

Charge Time


3.5 hours

Colour Rendering Index CRI


80
(The higher the CRI rating, closer is the output to daylight - useful for colour matching)



Fully flexible 360° folding design with unique ball joint



2 Fold out 360° swivelling hooks



USB slot for quick recharge



Micro USB Cable



SMD LED's with 90° spread



Top torch with 90° spread



Super Strong Magnet for hands-free working



ORDERING INFORMATION

CAT NR.	BOX QTY.
LED/360	1

LUMEN	RUN TIME	POWER SOURCE
400	3.5-8 H	5V DC USB CABLE
OPERATING TEMPERATURE		WATER & DUST PROOF RATING
-10°C TO +40°C (14°F TO 104°F)		IP20

LED-370

6W COB + 1W SMD LED Slim Rechargeable Work Light

NEW!

RoHS



The super slim worklight from GROZ lights up all difficult to reach, tight cluttered workspaces with ease!

Innovative 360° Swivel & Tilt Design

Full 360° swivel ball joint mechanism allows swivelling & tilt for illumination all around

Powerful 6W COB lights produce super bright light upto 600 lumens with wide spread illumination

Intensity Control Switch

To adjust light intensity between 0-600 lumens as per need

1W SMD Top Torch

For focussed illumination upto 120 lumens

Rotating Hook with Ratcheting Mechanism

for full 360° adjustment

Hands Free Operation

Three rubber covered magnets at the rear end help affix the light on any metallic surface leaving both hands free

High impact ABS body, polycarbonate lens & nylon hook

Complete with 3.7V - 2.6Ah Lithium-ion battery for longer life; slower discharge than traditional batteries

Micro USB charging port protected by rubberized bezel

Supplied complete with 5V Braided USB cable

Run Time

1.5- 16 hours run time on varying intensity
10 hours for top torch

Charge Time

4 hours

Size

15.35" x 1.57" x 1.37"
(390 x 40 x 35 mm)

15.35"
(390 mm)



Top Torch

Main Light

Top Torch ON/OFF Switch

Micro USB charging port protected by rubberized bezel

Adjustable Intensity Control Switch for worklight


Strong Magnet for hands free use

LUMEN		OPERATING TEMPERATURE	
600 MAIN LIGHT	120 TOP TORCH	-10°C TO +40°C (14°F TO 104°F)	
RUN TIME		POWER SOURCE	
1.5-16 H MAIN LIGHT	10 H TOP TORCH	5V DC USB CABLE	
WATER & DUST PROOF RATING			
IP54			

ORDERING INFORMATION

CAT NR.	BOX QTY.
LED/370	1

BRING IN THE LIGHT!



0.35" (9mm) slim design gets into the most tight spaces



Adjust the light intensity via simple to use rotating knob



360° Swivel & tilt design with unique ball joint



Rotating Hook with Ratcheting Mechanism



Micro USB Slot for quick charge. 5 LED indicators to show charge level



Braided USB Cable



Slide the Super Slim Worklight into the narrowest of spaces, corners, crevices to bring in the light!



Super strong magnets attach onto any metallic surface leaving both hands free



Fully flexible 360 degree rotating hook: Hang the light securely leaving both hands free

139

LED 200 SMD Rechargeable Underhood Work Light

LED-350

Underhood Worklight with Aluminium Tubing & TPR handle

200 SMD produce a super bright work light (1,000 lumens)

Includes 2 retractable & rotating cushion grip clamps which allow the light to be fitted in any direction on hoods of light, medium & heavy automobiles

Retraction allows the light to expand from 47" (1194 mm) wide to 76" (1930 mm) wide

Dual voltage AC charger for use with 220V AC, 50 Hz. & 110V AC, 60 Hz.


Rechargeable 3.7V, 8000 mAh Lithium-ion Battery

Water & Dust Proof Rating:
IP42

Charge Time
4.5 Hours

Use Time with a single full charge
Up to 2.45 Hours

Ideal for use on automobiles, construction sites, repair work etc.



ORDERING INFORMATION

CAT NR.	BOX QTY.
LED/350	1

LUMEN	POWER SOURCE
1000	110V AC 220V AC
RUN TIME	WATER & DUST PROOF RATING
2.45 H	IP42

140

LED Flashlight with Telescopic Magnetic Pick Up

LED-130

Machined high quality aluminium flashlight that doubles as a magnetic pick-up tool

Unique flexible telescopic design that extends from 6-11/16" (17 cm) to 21-21/32" (55 cm)


3 LED's in the front with an 8 lumen rating helps to reach out in dark areas

Magnet built into the front end allows for easy pick-up of light metallic parts

Ideal for picking up metallic objects in hard to reach & dark places

Ready to use, supplied complete with 4 x 1.5 LR44 batteries

Includes pocket clip



ORDERING INFORMATION

CAT NR.	BOX QTY.
LED/130	1

LUMEN	BATTERY INCLUDES
8	4 1.5 LR44

141 Aluminium Mini Flashlights LED-110

High quality aluminium flashlights with a soft rubber grip & belt clip

Beam Distance: 30 metres

Ideal for maintenance professionals, mechanics, drivers, supervisors etc.


Ready to use, supplied complete with 2 AA & 8 button batteries

Sold as a set of 4



ORDERING INFORMATION

CAT NR.	BOX QTY.
LED/110	1

LUMEN	BEAM DISTANCE	RUN TIME	BATTERY INCLUDES
 35	 30 M	 3 H	2 + 8 AA BUTTON

142 LED Flashlight LED-100

High quality aluminium flashlight with laser pointer

2 Modes: 8 white LED flashlights with an 18 lumen rating & 1 red laser pointer

Beam Distance: 20 metres




Ideal tool box accessory for maintenance professionals, mechanics, drivers, supervisors etc.

Supplied complete with 3 AAA batteries that last upto 5.5 hours of continuous use



ORDERING INFORMATION

CAT NR.	BOX QTY.
LED-100	1

LUMEN	BEAM DISTANCE	RUN TIME	BATTERY INCLUDES
 18	 20 M	 5.5 H	3 AAA

143

LED 3W Professional Head Light (With Built in Hand Sensor)

LED-205

Super bright LED head light with extra power CREE X PE 3W LED (120 lumens)

Option to switch On/Off through hand sensor

ABS body

Built In Zoom feature

Beam Distance: 100 metres

3 Modes: 3W LED On, 5 mm LED On, & 5 mm LED Flash




Ideal for hands free work in automotive, plant maintenance, construction sites, mining etc.

Ready to use, supplied complete with 3 AAA batteries that last up to 6 hours of continuous use

ORDERING INFORMATION

CAT NR.	BOX QTY.
LED/205	1



LUMEN	BEAM DISTANCE	RUN TIME	BATTERY INCLUDES
 120	 100 M	 6 H	3 AAA

144

LED Head Light

LED-210

Bright LED head light with 8 White LED's (12 lumens) & 1 Red flashing LED

ABS body with rubberized lens holder

Adjustable head positioning with foam pad to prevent chafing to the forehead

Beam Distance: 10 metres

3 Modes: 8 White LED, 1 Red LED, 1 Red Flashing LED




Ideal for hands free work in automotive, plant maintenance, construction sites, mining etc.

Ready to use, supplied complete with 1 AA battery that lasts up to 7 hours of continuous use

ORDERING INFORMATION

CAT NR.	BOX QTY.
LED/210	1



LUMEN	BEAM DISTANCE	RUN TIME	BATTERY INCLUDES
 12	 10 M	 7 H	1 AA

IV

www.groz-tools.com



FLUID HANDLING EQUIPMENT

145

The Ultimate Lever Grease Gun

K45

High capacity - high output lever grease gun

Large barrel with 650 gms capacity (30% more than regular guns) helps in less frequent re-filling of grease

30% larger piston diameter pushes out 50% more grease per stroke, reducing time to grease a joint by half

Solid aluminum grease gun head fitted with loader valve for use with grease filler pump

Large venturi grease inlet designed for thick & heavy grease, common in India. Works with NLGI 1, 2 & 3 greases

Heavy gauge drop resistant steel barrel in premium metallic powder coated finish

Variable Stroke feature: Operates with minimal lever action, allowing usage in confined areas

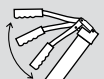
High compression spring for removing air pockets from grease

Fully serviceable with no riveted parts



ORDERING INFORMATION

CAT NR.	DETAILS	BOX QTY.
K45R/B	150 mm rigid steel extension & 3 jaw coupler	16

DELIVERS	DEVELOPS	BULK CAPACITY	VARIABLE STROKE
UPTO 1.5 GM / STROKE	UPTO 10,000 PSI (690 BAR)	650 GMS	

146

Lever Grease Gun Heavy Duty

G1-HD

Top of the line grease gun designed for heavy industrial applications

Solid aluminium grease gun head fitted with air bleeder & bulk loader valves

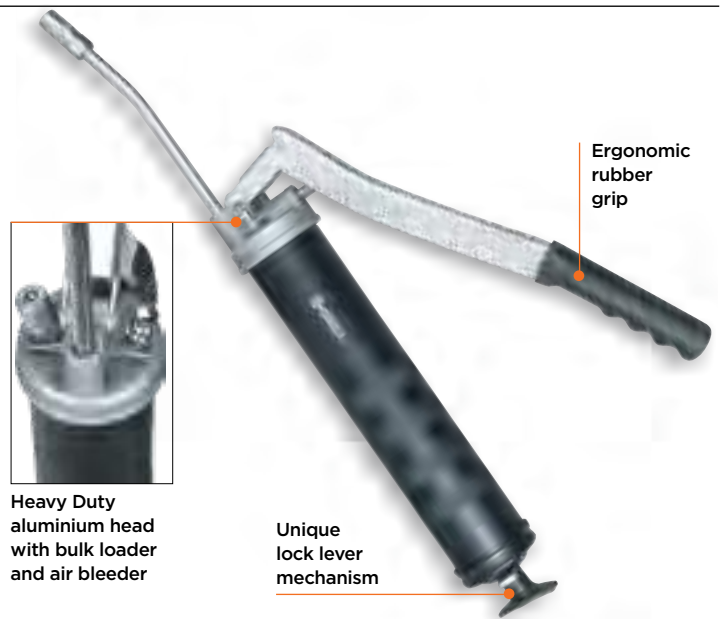
1.2 mm thick steel barrel with heavy duty follower spring, CNC machined head & rolled threads for fast & easy reloading

Unique Lock Lever Mechanism
Allows user to easily lock plunger rod in any position

Multiple Loading
Cartridge, suction fill & filler pump via the bulk loader

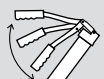
Variable stroke feature built-in for usage in confined spaces

Resists back pressure, especially useful in chain tightening of earth moving equipment



ORDERING INFORMATION

CAT NR.	DETAILS	BOX QTY.
G1R/HD/B	150 mm rigid steel extension & 4 jaw coupler	16

DELIVERS	DEVELOPS	CAPACITY	VARIABLE STROKE
UPTO 1 GM / STROKE	UPTO 10,000 PSI (690 BAR)	500 GMS BULK / 400 GMS CARTRIDGE	

147

Lever Grease Guns Heavy Duty - V Series

V1-HD

Professional model - ideal for lubrication in Automotive workshops, Agricultural & Light Industrial application

Aluminium die cast grease gun head with built-in air bleeder valve

Robust steel barrel with knurling for firm grip

Heavy duty handle with ergonomic non slip soft rubber grip

- Available in 2 finishes:
a. Zinc plated
b. Black Powder Coated



ORDERING INFORMATION

CAT NR.	DETAILS	FINISH	BOX QTY.
VIR/HD/CP/B	150 mm rigid steel extension & 4 jaw coupler	Zinc Plated	16
VIR/HD/BL/B	150 mm rigid steel extension & 4 jaw coupler	Powder Coated	16

DELIVERS	DEVELOPS	CAPACITY
UPTO 1 GM / STROKE	UPTO 6,000 PSI (413 BAR)	500 GMS BULK / 400 GMS CARTRIDGE

148

Lever Grease Guns V Series

V1

21st century design - ideal combination of superior quality & value price

Suitable for use in general lubrication & daily maintenance work

Aluminium die cast grease gun head with built-in air release valve

Soft rubber grip on lever handle for comfortable operation

- Available in 2 finishes:
a. Orange powder coated
b. Black powder coated



ORDERING INFORMATION

CAT NR.	DETAILS	COLOUR	BOX QTY.
VIR/B	150 mm rigid steel extension & 4 jaw coupler	Orange	16
VIR/BL/B	150 mm rigid steel extension & 4 jaw coupler	Black	16

DELIVERS	DEVELOPS	CAPACITY
UPTO 1 GM / STROKE	UPTO 6,000 PSI (413 BAR)	500 GMS BULK / 400 GMS CARTRIDGE

149 Lever Grease Gun Super Value G1

Most popular value priced grease gun - for general purpose lubrication across all sorts of applications

Drop resistant steel head with a bulk loader valve

Soft rubber grip on lever handle for comfortable use

Durable powder coated finish



ORDERING INFORMATION

CAT NR.	DETAILS	BOX QTY.
G1R/B/T/EC/BL	150 mm rigid steel extension & 4 jaw coupler	16

DELIVERS	DEVELOPS	CAPACITY
UPTO 1 GM / STROKE	UPTO 6,000 PSI (413 BAR)	500 GMS BULK / 400 GMS CARTRIDGE

150 "Supa-Lite" Lever Grease Gun G1-HD/AL

Manufactured from light weight yet strong 0.063" (1.6 mm) thick aluminium

Ideal for fatigue free use by professionals who use grease guns continuously, construction workers working at heights etc.

NEW!




Aluminium die cast head with bulk loader and air bleeder

ALUMINIUM BARREL 25 % light in weight as compared to other steel barrel guns

ORDERING INFORMATION

CAT NR.	THREADS	DESCRIPTION	BOX QTY.
G1R/HD/AL/B	1/8" BSPT	6" (150 mm) Steel Extension with Coupler	16

DEVELOPS	DELIVERS	VARIABLE STROKE
10,000 PSI (690 BAR)	UPTO 1 GM / STROKE (1 OZ. / 28 STROKES)	

151 Pistol Grip Grease Gun

G5

Most popular one hand grease gun designed for use in confined spaces or where access to grease nipples is restricted

1.2 mm thick steel barrel with heavy duty follower spring

CNC machined head & rolled threads for fast & easy reloading

Aluminium die cast head with steel block nut

Pistol handle designed to prevent fingers from pinching



ORDERING INFORMATION

CAT NR.	DETAILS	BOX QTY.
G5R/B	100 mm rigid steel extension & 4 jaw coupler	16

DELIVERS	DEVELOPS	CAPACITY
UPTO 0.50 GM / STROKE	UPTO 5,000 PSI (345 BAR)	500 GMS BULK / 400 GMS CARTRIDGE

152 Mini Lever Grease Gun

G14

When you need a tough little grease gun for hard to reach places, this is it!

Compact tool box size grease gun

Aluminium die cast head

Develops upto 6,000 PSI / 413 BAR, the highest in its class of mini grease guns



ORDERING INFORMATION

CAT NR.	DETAILS	BOX QTY.
G-14R/B	150 mm rigid steel extension & 4 jaw coupler	30

DELIVERS	DEVELOPS	CAPACITY
UPTO 0.55 GM / STROKE	UPTO 6,000 PSI (413 BAR)	120 CC BULK / 85 GMS CARTRIDGE

153

Mini Pistol Grease Gun - Deluxe


G16

One hand pistol grip grease gun with convenient pull type operating mechanism

Aluminum cast head with front & top discharge ports

Durable powder coated finish

Ideal for greasing in tight spaces such as CNC machines



ORDERING INFORMATION

CAT NR.	DETAILS	BOX QTY.
G-16/B	100 mm rigid steel extension & 4 jaw coupler	30

DELIVERS	DEVELOPS	CAPACITY
UPTO 0.40 GM / STROKE	UPTO 3,500 PSI (240 BAR)	120 GMS BULK / 85 GMS CARTRIDGE

154

Air Operated Grease Gun

AGG-1

High power, continuous flow air operated grease gun

Continuous discharge of grease with the trigger pressed

Air Operating Range: 40-120 PSI (3-8 BAR)

Pressure Ratio: 40:1

Air Inlet: 1/4"(F)

For use in factory maintenance, agricultural applications, fleet service or for use on trucks connected to vehicle air brake compressors



ORDERING INFORMATION

CAT NR.	DETAILS	BOX QTY.
AGG/1R/B	150 mm rigid steel extension & 4 jaw coupler	4

DELIVERS	DEVELOPS	CAPACITY
UPTO 400 GM / MINUTE	UPTO 4,800 PSI (330 BAR)	500 GMS BULK / 400 GMS CARTRIDGE

155

19.2V Battery Powered Grease Gun

BPGG-19

Powerful 19.2V high torque motor

Standard 1.5Ah Ni-Cd battery pack

An additional 1.5Ah Ni-Cd battery pack for uninterrupted greasing

Automatic air release valve & bulk loader

One hour quick charger. Each battery charge provides power to dispense upto 2.4 kg grease in free flow condition

Complete with 30" high pressure hose with spring guard on both ends (prevents hose from kinking), 4 jaw coupler & 400 gm grease cartridge

Comes packed in a blow moulded case for safe storage & ease of transportation

Designed for use by mechanics, technicians, maintenance staff, farmers etc. for everyday greasing & preventive maintenance jobs.



Safety Valve- releases grease at pressures over 6,000 PSI preventing damage to gun

Automatic Air Release Valve



RB/BPGG/19N
1.5 Ah Ni-Cd battery pack



BC/BPGG/19N/EU
Battery charger



SS/BPGG/19N
Shoulder strap included



CTG/01P
400 gm grease cartridge



BMC/BPGG/19N
Blow moulded case for safe storage

ORDERING INFORMATION

CAT NR.	DETAILS	BOX QTY.
GREASE GUN ASSEMBLY		
BPGG/19/EU-CTG/01P	Cordless grease gun with 220V/50Hz Battery Charger, 2 pin plug & 400 gm grease cartridge	1
SPARE PARTS & ACCESSORIES		
RB/BPGG/19N	Rechargeable Battery, 19.2V, 1.5 Ah, Ni-Cd	1
BC/BPGG/19N/EU	1 hour CE energy saving battery charger, 220V/50Hz, 19.2V, 2 pin plug	1
SS/BPGG/19N	Carrying / Shoulder strap	1
CTG/01P	400 gms grease cartridge	10
BMC/BPGG/19N	Carrying case / Blow moulded case	1

DELIVERS	DEVELOPS	CAPACITY
UPTO 85 GM / MINUTE *	UPTO 6,000 PSI (413 BAR)	500 GMS BULK / 400 GMS CARTRIDGE

* in free flow



156

Hydraulic Couplers Standard

HC-11

Most popular couplers for use with grease guns for general maintenance

Narrow coupler design for use on fittings with limited access

Milled slot for easy tightening

Fully hardened spring steel jaws

Recommended for use with hand operated grease guns





HC/11/4/B



HC/11/4/B/ST54

ORDERING INFORMATION

CAT NR.	THREADS	JAWS	BOX QTY.
HC/11/4/B	1/8" BSPT	4	500
HC/11/4/BSP	1/8" BSP	4	100
SET OF 54 COUPLERS			
HC/11/4/B/ST54	1/8" BSPT	4	1

PRESSURE	WITH BALL CHECK	FOR USE WITH HAND OPERATED GREASE GUNS
UPTO 3,000 PSI (207 BAR)		

157

Hydraulic Couplers Professional

HC-14

Best selling coupler for professional use

Hardened coupler body withstands high pressure without deformation

Fully hardened spring steel jaws

Hexagonal nut for easy tightening

Recommended for use with hand operated grease guns





HC/14/4/B



HC/14/4/B/ST54

ORDERING INFORMATION

CAT NR.	THREADS	JAWS	BOX QTY.
HC/14/3/B	1/8" BSPT	3	100
HC/14/4/B	1/8" BSPT	4	100
SET OF 54 COUPLERS			
HC/14/4/B/ST54	1/8" BSPT	4	1

PRESSURE	WITH BALL CHECK	FOR USE WITH HAND OPERATED GREASE GUNS
UPTO 6,000 PSI (413 BAR)		

158

Hydraulic Couplers Heavy Duty

HC-12

Heavy duty couplers recommended for use with air operated grease guns

Hardened coupler body with double wall thickness withstands high pressure without deformation




Fully hardened spring steel jaws

Hexagonal nut for easy tightening



ORDERING INFORMATION

CAT NR.	THREADS	JAWS	BOX QTY.
HC/12/3/B	1/8" BSPT	3	100
HC/12/4/B	1/8" BSPT	4	100

PRESSURE	WITH BALL CHECK	FOR USE WITH HAND & AIR OPERATED GREASE GUNS	
UPTO 10,000 PSI (690 BAR)			

159

Hydraulic Coupler 360°

HC-SW

An excellent coupler for effective lubrication of difficult & hard to reach grease fittings

Jaws are fully hardened for extended service life


Hardened coupler body & swivel joints withstand high-pressure applications without deformation

Zinc plated finish

Spring loaded ball check valve helps retain pressure



Swivels in full 360° circle & locks conveniently at any 45° position. 45° angle gives easy access to most grease fittings

Hexagonal nut allows easy tightening



ORDERING INFORMATION

CAT NR.	THREADS	JAWS	BOX QTY.
HC/SW/3/B	1/8" BSPT	3	10

PRESSURE	WITH BALL CHECK	FOR USE WITH HAND OPERATED GREASE GUNS
UPTO 7,000 PSI (483 BAR)		

160 Quick Dis-Connect Grease Coupler

HC-20

The GROZ Quick Dis-Connect grease coupler is designed for quick & convenient dis-engagement of coupler from grease / zerk fittings under pressure.

Grease coupler for use with all types of manual air and battery operated grease guns and pumps

Jaws are designed to fit all types of head profiles & work with both SAE & metric fittings

Coupler jaws are built from heat treated spring steel for increased wear resistance

Coupler jaws move inside the steel wall when the thumb lever is actuated. This provides for additional back support to the jaws in high pressure greasing

3 Jaw construction helps in better alignment.


The coupler body is also heat treated to withstand high pressures without deformation



Hands free & leak proof greasing !!



CONVENIENT ENGAGEMENT
Press thumb lever and slide the coupler jaws on the grease fitting
Coupler engages completely & remains firm thus allowing hands free operation



EASY RELEASE
Simply press the thumb lever to disconnect coupler from grease fitting



HANDS FREE OPERATION
Coupler need not be held during greasing



WATCH VIDEO

PRESSURE

UPTO
8000 PSI
(550 BAR)

ORDERING INFORMATION

CAT NR.	THREADS	BOX QTY.
HC/20/3/B	1/8" BSPT (F)	10
SPARE PARTS & KITS		
KIT/RPR/HC/20	Quick Disconnect Repair Kit	1

161

Button Head Couplers

BHC-10

HOC-1

PCN-2

PCN-1

PCN-3

A range of couplers for use with button head grease fittings, found mainly on heavy machinery, agricultural & contractor's equipment etc

Zinc die cast construction

All couplers have a metal seal that imparts increased resistance to wear

Couplers conveniently slide over the face of the button head fittings

Threaded 1/8" BSPT (F)

BHC-10
Swivelling
for 5/8" (16 mm)
Button Head
Fittings

PRESSURE

UPTO
3,000 PSI
(207 BAR)



HOC-1
Fixed Hook-On
for 5/8" (16 mm)
Button Head
Fittings

PRESSURE

UPTO
3,000 PSI
(207 BAR)



PCN-1
Fixed Push-On
for 5/8" (16 mm)
Button Head
Fittings

PRESSURE

UPTO
3,000 PSI
(207 BAR)



PCN-3
Medium Duty
for 5/8" (16 mm)
Button Head
Fittings

PRESSURE

UPTO
6,000 PSI
(413 BAR)



PCN-2
Heavy Duty
for 7/8" (22 mm)
Giant Button Head
Fittings

PRESSURE

UPTO
7,500 PSI
(517 BAR)



ORDERING INFORMATION

CAT NR.	TYPE	FOR BUTTON HEAD FITTING SIZE		BOX QTY.
		(MM)	(INCH)	
BHC/10/B	Heavy Duty Swivelling	16	5/8	10
HOC/1/B	Fixed Hook On	16	5/8	10
PCN/1/B	Fixed Push On	16	5/8	10
PCN/3/B	Fixed Push On - Medium Duty	16	5/8	10
PCN/2/B	Fixed Push On - Heavy Duty	22	7/8	10

162

Grease Gun Hoses

GHC

Grease hoses facilitate greasing of fittings in areas with limited access

Thermoplastic construction, fully flexible with outer diameter (O.D.) 8.5 mm


Zinc plated steel end connections with hydraulic crimping

Threaded 1/8" BSPT (M) on both ends



ORDERING INFORMATION

CAT NR.	LENGTH (END TO END)		BOX QTY.
	(MM)	(INCH)	
GHC-12/B	300	12	30
GHC-18/B	450	18	20
GHC-20/B	500	20	10

WORKING PRESSURE	BURST PRESSURE	FOR USE WITH HAND OPERATED GREASE GUNS
UPTO 3,500 PSI (240 BAR)	UPTO 10,000 PSI (690 BAR)	


163

Grease Gun Steel Extensions

Steel construction with bright zinc plated finish

High strength rolled threads 1/8" BSPT(M) on both ends

Available in straight & bent types



ORDERING INFORMATION

CAT NR.	LENGTH (END TO END)		TYPE	BOX QTY.
	(MM)	(INCH)		
GSP/4/B	100	4	Straight	100
GBP/6/B	150	6	Bent	100

WORKING PRESSURE	FOR USE WITH HAND & AIR OPERATED GREASE GUNS	
UPTO 6,000 PSI (413 BAR)		

164

Grease Cartridge

CTG

400 gms of premium lithium complex red grease

NLGI Grade 2

Non messy, totally clean offering highest convenience in usage

Useful for all automotive, industrial, construction & agricultural applications

Recommended for use with GROZ grease guns



ORDERING INFORMATION

CAT NR.	DESCRIPTION	BOX QTY.
CTG/01P	Grease Cartridge Capacity: 400 gms	10
D19	Merchandiser for 10 cartridges	1

165

Grease Fitting Set

GFT-KIT

65 pcs of metric, SAE grease fittings & accessories packed to a plastic box

SPECIFICATIONS

THREAD SPECIFICATION	STRAIGHT	90°
1/8" - 27 PTF	10 pcs	5 pcs
1/4" - 28 SAE-LT	10 pcs	5 pcs
M6 × 1	10 pcs	
M8 × 1	10 pcs	
ESO/1 - Easy out Tool (small)	1 pc	
ESO/2 - Easy Out Tool (large)	1 pc	
Grease Fitting Caps - Red	5 pcs	
Grease Fitting Caps - Yellow	5 pcs	
HC/14/4/N - Professional 4 jaw coupler	2 pcs	
THT/01 - Grease Fitting Thread Tester	1 pc	

ORDERING INFORMATION

CAT NR.	BOX QTY.
GFT/KIT/ULT/SM-65	5



Manufactured to the most stringent quality standards - TS 16949 approved manufacturing

Head profile & dimensions are accurately controlled & conform to DIN 71412

Heat treated greasing ends

Zinc plating exceeds ASTM B117

Fittings have heat treated springs for increased life

Available ready from stock in a large selection of popular types & sizes, with many more variations custom manufactured



Grease Fitting - Straight




Grease Fitting Angled - 45°



Grease Fitting Angled- 90°

ORDERING INFORMATION

CAT NR.	TYPE	HEX SIZE	OVERALL LENGTH	BOX QTY.
6.0 × 1.0 MM TAPER THREADS				
GFT/6/1	Straight	7 mm	16 mm	100
GFT/6/1/45	45°	9 mm	21 mm	50
GFT/6/1/90	90°	9 mm	18 mm	50
8.0 × 1.0 MM TAPER THREADS				
GFT/8/1	Straight	9 mm	16 mm	100
GFT/8/1/45	45°	9 mm	21 mm	50
GFT/8/1/90	90°	9 mm	18 mm	50
10.0 × 1.0 MM TAPER THREADS				
GFT/10/1	Straight	11 mm	16 mm	100
GFT/10/1/45	45°	11 mm	21 mm	50
GFT/10/1/90	90°	11 mm	18 mm	50
10.0 MM × 1.5 MM TAPER THREADS				
GFT/10/1.5	Straight	11 mm	18 mm max.	100
GFT/10/1.5/45	45°	11 mm	21 mm max.	50
GFT/10/1.5/90	90°	11 mm	18 mm max.	50
1/8" × 28 BSPT - TAPER THREADS				
GFT/R/1-8/28	Straight	11 mm	16 mm	100
GFT/R/1-8/28L	Straight	11 mm	20 mm	50
GFT/R/1-8/28/45	45°	11 mm	21 mm	50
GFT/R/1-8/28/45L	45°	11 mm	26.3 mm	50
GFT/R/1-8/28/90	90°	11 mm	18 mm	50
GFT/R/1-8/28/90L	90°	11 mm	21.4 mm	50
1/4" × 19 BSPT - TAPER THREADS				
GFT/R/1-4/19	Straight	9/16"	17.5 mm	50
GFT/R/1-4/19L	Straight	15.24 mm	23.5 mm	25
GFT/R/1-4/19/45	45°	9/16"	22.5 mm	50
GFT/R/1-4/19/90	90°	9/16"	22 mm	50



PRESSURE
UPTO
6,000 PSI
(413 BAR)

167


Easy Out Tools

ESO

Dual purpose tools for removing worn out & broken grease fittings & tapping holes for installing new grease fittings

Built-in hardened tap for re-tapping holes

Works well with both straight & angled fittings



ORDERING INFORMATION

CAT NR.	TYPE	OPENS FITTING WITH HEX SIZE	TAP RE-THREADS	BOX QTY.
ESO/1	Small	5/16" & 3/8"	1/4" - 28 SAE (LT)	10
ESO/2	Large	3/8" & 7/16" (11 mm)	1/8" - 27 PTF	10

168

Grease Fitting Thread Tester

THT

Great toolbox accessory to sort out mixed grease fittings

Aluminium construction with mounting holes

Designed to check 21 most popular thread types:



ORDERING INFORMATION

CAT NR.	BOX QTY.
THT/01	5

THREAD TYPE	SIZE			
	1/8"	1/4"	3/8"	—
NPT	1/8"	1/4"	3/8"	—
METRIC	M6 x 1	M6 x 0.75	—	—
METRIC	M8 x 1	M8 x 1.25	—	—
METRIC	M10 x 1	M10 x 1.5	—	—
BSPT	1/8"	1/4"	—	—
UNF/ANF	1/4"	5/16"	3/8"	—
BSW	1/4"	5/16"	1/2"	3/8"
BSF	3/16"	1/4"	5/16"	—

Grease Feeders are used to provide single point controlled lubrication for all types of bearing housings thereby eliminating difficulties arising due to over or under greasing

Working on a spring compression mechanism, the design regulates grease discharge in proportion to changing spring pressure, thus maintaining constant discharge pressure of 1- 2 PSI

Die cast aluminium bodies with polycarbonate dome assembled with medium springs. Heavy & light spring come as spares in the same pack and can be easily interchanged depending upon application

Can be mounted in any position for easy visual inspection of grease levels

Reusable: Can be refilled easily with immediate activation


1/8" (M) steel adaptor at the tail end fits directly onto bearing housings
Thread converters & angle adaptors available as spares

Remote Refill kit also available that permits remote filling of grease from distances up to 3 meters (10')

RECOMMENDED USE

For use with NLGI 0 to 4 non separating grease on any equipment that

- has anti friction, oscillating or roller bearings
- has shielded bearings with seals
- has bronze, olite or open bearings
- requires bearing flushing action



SPRING SELECTION GUIDE

OPERATING TEMPERATURE		NLGI GREASE TYPE				
FROM	TO	NO. 0	NO. 1	NO. 2	NO. 3	NO. 4
-23°C	4°C	Blue	Silver	Red		
4°C	43°C	Blue	Silver	Silver	Red	
43°C	93°C		Blue	Silver	Silver	Red
93°C	121°C			Blue	Silver	Red

SIZE SELECTION GUIDE

BEARING SHAFT DIA.	Upto 1-1/2" (38 mm)				1-1/2" (38 mm) & over			
	Intermittent		Continuous		Intermittent		Continuous	
OPERATING CONDITION	Open	Sealed	Open	Sealed	Open	Sealed	Open	Sealed
CLASS OF BEARING	Open	Sealed	Open	Sealed	Open	Sealed	Open	Sealed
UNDER 1000 RPM	1 oz.	1 oz.	1 oz.	1 oz.	2 oz.	2 oz.	2 oz.	2 oz.
1000 TO 2500 RPM	1 oz.	1 oz.	1 oz.	1 oz.	2 oz.	2 oz.	6 oz.	6 oz.
OVER 2500 RPM	2 oz.	1 oz.	2 oz.	2 oz.	6 oz.	6 oz.	6 oz.	6 oz.

ORDERING INFORMATION

CAT NR.	BOWL CAPACITY		OVERALL DIA.		OVERALL HEIGHT		BOX QTY.
	(OZ.)	(GMS)	(INCH)	(MM)	(INCH)	(MM)	
GFD/PA/1/B	1	28	1-3/4	40	3-5/8	92	1
GFD/PA/2/B	2	56	2-3/8	60	4-5/8	117	1
GFD/PA/6/B	6	170	3	75	6	150	1
REMOTE GREASE REFILL KIT							
GFD/RK/1	3m (10') Grease hose with all fittings						1

170

**Ezee
Lube Kit**

GAK-7

A range of quick connect accessories suitable for most difficult greasing jobs

Constituents:

Professional Recessed Lube Adaptor:

For greasing of recessed fittings, or areas with obstruction where regular grease couplers cannot be used

Grease Injector Needle:

For greasing in very tight spaces, such as universal joints, sealed bearings etc.

Professional 90° Angled Lube Adaptor:

Useful for greasing in shoulders & other confined areas

Narrow Needle Nose Adaptor:

Useful for greasing hard to reach fittings on trucks, vans etc.

Seal off Quick Dispenser:

Converts a jaw type coupler to a seal off dispenser allowing it to be used for lubricating automobiles with grease plugs

Right Angled Quick Coupler:

Converts a regular coupler to a right angled coupler allowing it to be used for greasing of fittings with limited access

Quick Connect Hose:

Converts a steel extension assembly to a flexible hose allowing access to hard to reach fittings



ORDERING INFORMATION

CAT NR.	BOX QTY.
GAK/7	5

**D5
Merchandise
Stand**

Heavy duty display stand with perforated back for hanging packaged products on hooks

Comes complete with 30 hooks (15 are 6" long & 15 are 8" long)

Supplied in CKD

Does not include products



ORDERING INFORMATION

CAT NR.	STAND DIMENSIONS		BOX QTY.
	(INCH)	(MM)	
D5	40 × 95 × 20	1000 × 2400 × 500	1

171 **Portable Greasing System Manual** **GS-5**

Fully portable & single person operation manual greasing system designed for volume greasing in workshop environments, site applications, on a pick-up truck, tractor, earth moving equipment etc

Pump is operated by foot press of the spring loaded system. The hose gets charged with grease, which can then be dispensed through the super gun fitted at the end of the hose. A single charge provides upto 30 shots of grease

Aluminium die cast super gun develops greasing pressure and has high pressure & high volume settings, actuated through a simple switch

High pressure feature is very useful to open blocked grease fittings

Pump assembly is fully sealed to prevent contamination

Pump comes complete with drum cover, rubber lined follower plate, premium 1/2" ID high pressure hose, super gun fitted with steel extension, coupler and 5 kg plastic grease bucket

WETTED COMPONENTS

Aluminium, Steel, Brass, Polyurethane & Nitrile Rubber

RECOMMENDED USE

NLGI 1 & 2 greases



Common sight on construction equipment requiring high volume routine greasing

DEVELOPS	DELIVERS
UPTO 10,000 PSI (690 BAR) ON HIGH PRESSURE SETTING	UPTO 1.25 GMS / STROKE ON HIGH VOLUME SETTING

ORDERING INFORMATION

CAT NR.	BUCKET CAPACITY	PUMP LENGTH BELOW DRUM COVER		DRUM COVER DIAMETER		FOLLOWER PLATE DIMENSIONS				HOSE LENGTH	BOX QTY.	
						O.D. STEEL END		O.D. PLATE				
		(KG)	(MM)	(INCH)	(MM)	(INCH)	(MM)	(INCH)	(M)			
GS/5	5	197	7-3/4	216	8-1/2	171	6-3/4	206	8-1/8	1.5	1	
KRGI/UB		Grease Control Gun										1

High pressure portable grease pump for quick effortless greasing in everyday lubrication such as greasing of excavators & other earth moving equipment, agricultural equipment, automotive etc

Hands free operation: Pump operates using the foot lever, which greatly reduces effort & allows high pressure greasing with highest comfort

Can be operated by hand when under low machinery

Economical: Pump is operated by a single person & uses low cost bulk grease

Designed with all moving parts submerged in the same grease which needs to be pumped, thereby staying lubricated at all times

Moving parts create wave action in grease, auto removing air pockets & eliminating the use of a follower plate

RECOMMENDED USE
NLGI 1 & 2 greases

Lift handle

Steel drum cover

Steel bucket
10 kg capacity

Nozzle holder

Pistol handle fitted with steel grease extension & professional coupler

Includes 2m x 1/4" ID high pressure rubber hose

Foot lever

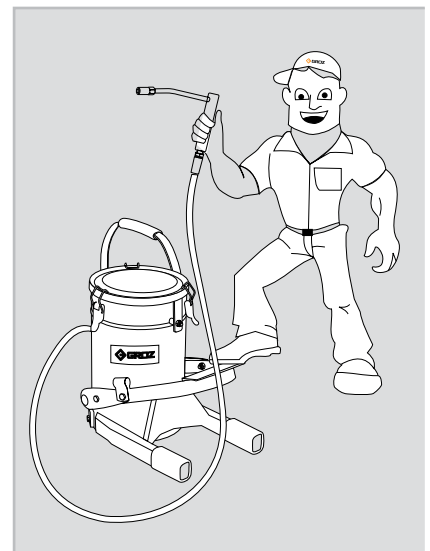
Rubber pads



DEVELOPS	DELIVERS
UPTO 8,700 PSI (600 BAR)	UPTO 2 GM / STROKE

ORDERING INFORMATION

CAT NR.	CAPACITY	BOX QTY.
	(KG)	
FOP/10A	10	1
SPARE PART & KITS		
KIT/FOP/MPK	Main piston kit	1
KIT/FOP/HAK	Hose assembly kit	1



Volume grease pump designed for quick & effortless greasing in applications requiring large volume of lubrication everyday

For use with agricultural equipment, excavators & other earth moving equipment & in automotive applications

Variable Handle Setting: can be set for high volume or high pressure grease discharge. Pump delivers upto 9gms of grease on high volume setting. Fully CNC machined to close tolerances the pump develops upto 4,000 PSI (275 BAR) on high pressure setting

Includes follower plate

WETTED COMPONENTS

Steel, Aluminium, Brass & Nitrile Rubber

RECOMMENDED USE

NLGI 1, 2 & 3 greases



Lift handle

Variable handle setting

Air release valve for removing trapped air from grease

Max. grease level marked on the grease bucket

Swivel connector, allows easy manoeuvrability of hose without hose kinking

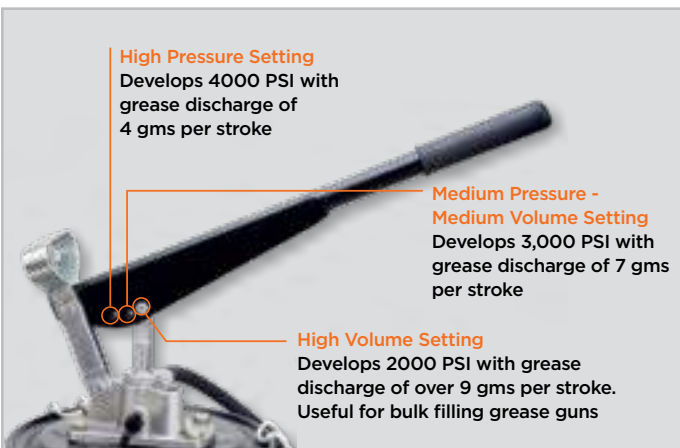
High pressure hose 2m x 1/4" ID

Steel bucket with foot rest

VGP/10A
(without wheels)



Variable Handle Setting



DEVELOPS
UPTO 4,000 PSI (275 BAR) ON HIGH PRESSURE SETTING
DELIVERS
UPTO 9 GM / STROKE ON HIGH VOLUME SETTING

VGP-6

VGP-15

VGP-10

VGP-20



VGP/3A/RF
(without wheels)



VGP/6
(with wheels)



VGP/6A
(without wheels)



VGP/10
(with wheels)



VGP/15
(with wheels)



VGP/20
(with wheels)

ORDERING INFORMATION

CAT NR.	CAT NR.	CAPACITY	BOX QTY.
		(KG)	
WITHOUT WHEELS	WITH WHEELS		
VGP/3A/RF	---	3	1
VGP/6A	VGP/6	6	1
VGP/10A	VGP/10	10	1
---	VGP/15	15	1
---	VGP/20	20	1

SPARE PARTS & KITS

CAT NR.	DESCRIPTION	BOX QTY.
ZSA/HOS/VGP10A	2m x 1/4" ID spare hose	20
FLP/PT/X/15A	Spare follower plate for Bucket Pump	25
KIT/05/VGP	Repair kit	100

Air Operated Grease Ratio Pumps 50:1

World-class industrial high pressure grease pumps with guaranteed performance & hassle free operation

Pump dispenses grease at pressures upto 50 times the air inlet pressure

Designed to work in tough conditions - these are ideal for use in industry, workshop, farm, construction or as part of the Mobile Grease System

All metal construction, fully CNC machined with hardened wear resistant moving parts

Reciprocating piston operated 63 mm dia. air motor

Fitted with strainer at suction tube inlet for clean grease to the bearing

Supplied complete with drum cover, rubber lined follower plate, 7' (84") of high pressure grease hose, z-swivel & professional grease control valve

Portable version available with built-in steel drum, complete with wheels & pull handle

Recommended for use with light and self collapsing grease upto NLGI 2

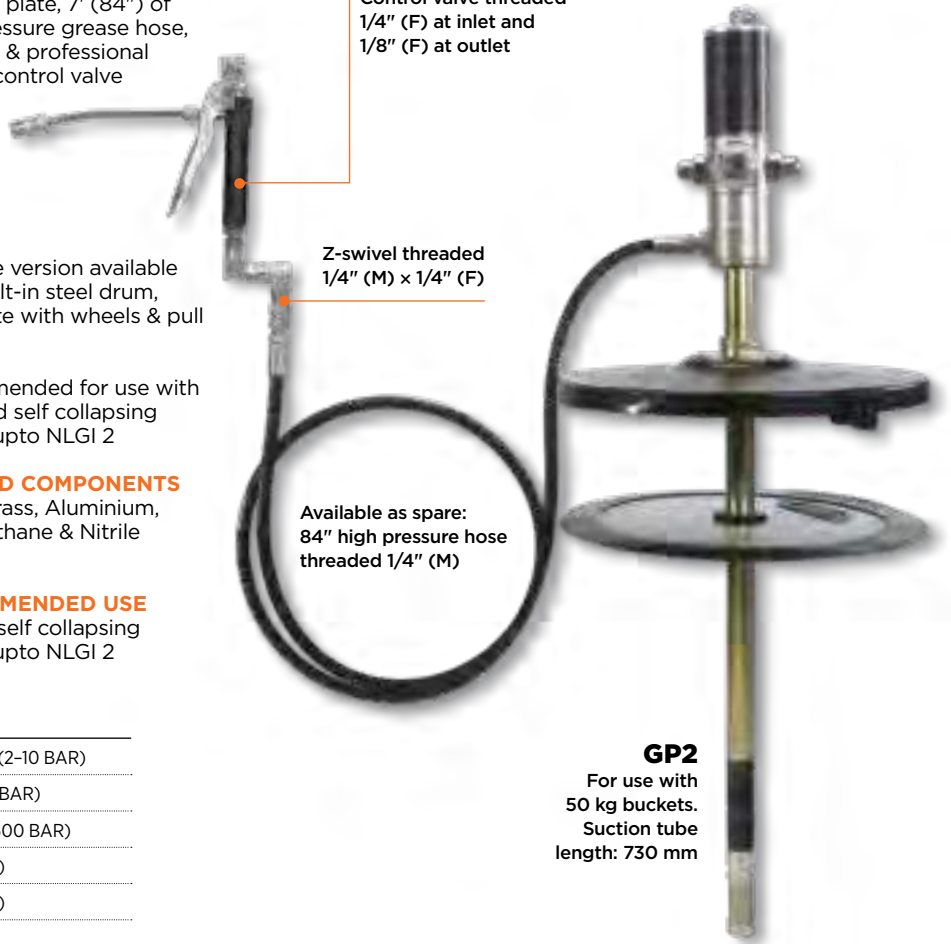
WETTED COMPONENTS
Steel, Brass, Aluminium, Polyurethane & Nitrile Rubber

RECOMMENDED USE
Light & self collapsing grease upto NLGI 2

Control valve threaded 1/4" (F) at inlet and 1/8" (F) at outlet

Z-swivel threaded 1/4" (M) x 1/4" (F)

Available as spare: 84" high pressure hose threaded 1/4" (M)



GP2
For use with 50 kg buckets. Suction tube length: 730 mm

SPECIFICATIONS

Working Pressure	30-150 PSI (2-10 BAR)
Maximum Air Pressure	150 PSI (10 BAR)
Maximum Outlet Pressure	7500 PSI (500 BAR)
Air Inlet Connection	1/4" BSP (F)
Pump Outlet Connection	1/4" BSP (F)
Air Consumption	230 lt / min
Grease Output (Nlgi 2 Grease)	Upto 1.10 kg / min
Noise Level	81 db

ORDERING INFORMATION

CAT NR.	DRUM SIZE	DRUM COVER DIA.	FOLLOWER PLATE DIMENSIONS			BOX QTY.
			O.D. STEEL END	O.D. PLATE	I.D. GROMMET	
GREASE PUMP FOR USE ON GREASE DRUMS						
GPI/ST/501/BSP	20-30 kg	305 mm	241 mm	288 mm	29.5 mm	1
GP2/ST/501/BSP	50-60 kg	381 mm	322 mm	380 mm	29.5 mm	1
GP3/ST/501/BSP	180 kg	612 mm	550 mm	602 mm	29.5 mm	1
PORTABLE GREASE PUMP SYSTEM COMPLETE WITH GREASE DRUM						
BGRP/15	15 kg					1
BGRP/30	30 kg					1
BGRP/50	50 kg					1
SPARE PARTS & KITS						
KIT/BTM/RP-G	Pump chamber repair kit					1
KIT/TP/RP-G	Air motor repair kit					1
FLP/550-612/6/GP3	Spare Follower Plate for 180 kg grease drums					1
HOS/GRP/84/B	84" long Spare Hose for Pump					1
PGR/RP	Spare Rubber Plunger					1

DEVELOPS	DELIVERS
UPTO 7,500 PSI (500 BAR)	UPTO 1.10 KG / MINUTE

WARNING

Pump must be supplied with clean & dry compressed air via an FRL unit

GP-1	GP-3
GP-2	BGRP



GP1
For use with 20 kg drums.
Suction tube length: 440 mm



GP3
For use with 180 kg drums.
Suction tube length: 950 mm



BGRP/15
Portable grease pump
with built-in 15 kg
grease bucket



BGRP/30
Portable grease pump
with built-in 30 kg
grease bucket



BGRP/50
Portable grease pump
with built-in 50 kg
grease bucket

Heavy Duty Industrial grade pneumatic pump designed for unmatched performance in demanding conditions

Particularly suitable for grease distribution in pipe works & installations where simultaneous grease supply is required on different dispensing points at high pressure or in large volume

Pump dispenses grease upto 50 times the air inlet pressure

All metal construction, fully CNC machined with hardened wear resistant moving parts

Reciprocating piston operated 3" (76 mm) dia. air motor

Stall free, ice free motor with tough durable housing, integrated muffler for quiet operation

No Service Required: With very few moving parts this rugged pump requires virtually no servicing. No special maintenance tools needed

Supplied complete with drum cover, rubber line follower plate, 3 m high pressure grease hose, Z swivel & professional grease control valve

WETTED COMPONENTS

Steel, Polyurethane, Nitrile Rubber, C.R.C. Sheet, Copper, PTFE

RECOMMENDED USE

NLGI 1, 2, 3 Grease



SPECIFICATIONS

Working Pressure	2-10 BAR (30-150 PSI)
Max. Outlet Pressure	500 BAR (7500PSI)
Air Inlet Connection	1/4" NPT
Pump Outlet Connection	3/8"
Air Consumption	13 CFM
Grease Output	3.2 Kg per min in free flow
Noise Leve	85-90 dB

ORDERING INFORMATION

CAT NR.	FITS	DRUM COVER DIAMETER		FOLLOWER PLATE DIMENSIONS				BOX QTY.
		(INCH)	(MM)	O.D. STEEL END		O.D. PLATE		
				(INCH)	(MM)	(INCH)	(MM)	
GPH/1/ST/BSP	20-30 kg pails	12	310	9-1/2	241	11-11/32	288	1
GPH/2/ST/BSP	50-60 kg pails	15	381	12-11/16	322	15	380	1
GPH/3/ST/BSP	180 kg drums	24-1/2	612	21-5/8	550	23-11/16	602	1
SPARE PARTS & KITS								
KIT/RPR/AMT/GPH				Top Service Kit				1
KIT/RPR/PUMP/GPH				Bottom Service Kit				1

176

Trolley Mounted Grease Pump Kits

TMK-GP

Trolley Mounted kits are ideal for use in workshops, garages, shop floors, providing complete portability for everyday greasing jobs

- A typical kit is formed of:
1. 50:1 Air Operated Grease Pump
 2. Steel Drum Cover
 3. Rubber Lined Follower Plate
 4. Grease Hose
 5. Grease Control valve fitted with Z Swivel
 6. Drum Trolley
 7. 1/4" Miniature Air Filter-Regulator & Lubricator

Trolley mounted kits for 180 kg drums additionally include a heavy duty metal hose reel

4 heavy duty castors for ease of movement. Rear castors with toe-locks that ensure safety

Kit comes in CKD form & can be assembled quickly



TMK/GP1/A/BSP

WORKING PRESSURE	DELIVERS
30-150 PSI (2-10 BAR)	UPTO 1.1 KG / MINUTE

SPECIFICATIONS

	TMK/GP1/A/BSP	TMK/GP2/A/BSP	TMK/GP3H/A/BSP
For Use With	20-30 kgs	50-60 kgs	180 kgs
Max. Outlet Pressure	7,500 PSI (500 BAR)	7,500 PSI (500 BAR)	7,500 PSI (500 BAR)
Hose	84" High Pressure	84" High Pressure	84" High Pressure
Air Consumption Of Pump	230 LPM	230 LPM	230 LPM
Noise Level	81 db	81 db	81 db
Drum Cover Size	12" (310 mm)	15" (381 mm)	24-1/2" (612 mm)
Filtering Element In Filter	40 Micron	40 Micron	40 Micron

ORDERING INFORMATION

CAT NR.	DESCRIPTION	HOSE REEL INCLUDED	BOX QTY.
TMK/GP1/A/BSP	Trolley mounted kit with grease ratio pump for 20-30 kg drums	No	1
TMK/GP2/A/BSP	Trolley mounted kit with grease ratio pump for 50-60 kg drums	No	1
TMK/GP3H/A/BSP	Trolley mounted kit with grease ratio pump for 180 kg drums	Yes	1

177

maxilube® Air Operated 50:1 Grease Pump

P8

Pump dispenses grease at 50X the pressure as the air inlet

Non-corroding air motor requires no lubricator in the air line

Built-in pressure relief valve prevents damage created by excessive pressure due to thermal expansion

Ideal for use in automotive workshops

With drum cover, rubber lining follower plate, 84" high pressure rubber hose & booster grease control valve fitted with z-swivel, steel extension & coupler

SPECIFICATIONS

Working Pressure	60-150 PSI (4-10 BAR)
Maximum Air Pressure	150 PSI (10 BAR)
Maximum Outlet Pressure	7500 PSI (500 BAR)
Air Inlet Connection	1/4" NPT (F)
Pump Outlet Connection	1/4" NPT (F)
Air Consumption	270 lt / min
Grease Output (NLGI No. 2 Grease)	0.460 kg / min
Noise Level	85 db



ORDERING INFORMATION

CAT NR.	FITS	DRUM COVER DIA.	FOLLOWER PLATE DIA.	BOX QTY.
P8-G	180 kg Drum	24 -1/2"	602 mm	1

SPARE PARTS & KITS				
P3-1K		Air Motor Service Kit		1
P3-3K		Air Motor Service Kit - Mini		1
P3-5K		Bottom Service Kit		1

DEVELOPS	DELIVERS
UPTO 10,000 PSI (690 BAR)*	UPTO 0.460 KG / MINUTE

*Achieved through pressure boost using the Booster Grease Control Valve

178

Portable Greasing System

GS100

Designed to cater to daily bulk greasing needs at workshops requiring movable systems

Includes:

- maxilube® Air Operated 50:1 pump suitable for 180 kg drums
- Pump complete with drum cover, follower plate, 84" high pressure grease hose
- Booster grease control valve
- Retracta auto rewind grease hose reel
- Drum Trolley for 180 kg drums



ORDERING INFORMATION

CAT NR.	BOX QTY.
GS100-G	1

179

Grease Control Valve Professional

APG-HD

Grease control valve for use with air operated grease pumps

Highly durable all steel construction, fully CNC machined

Dispenses grease at the same pressure as the pump outlet pressure

Designed to handle grease upto pressures of 7,500 PSI

Valve inlet fitted with 360° Z-swivel which permits easy handling of the valve and prevents damage to hose caused by twisting

Comes complete with 6" steel extension & heavy duty coupler



WARNING

Skin injection hazard. Keep away from nozzle

CAUTION

The gun is continuous action. Be careful not to over lubricate

DEVELOPS

UPTO 7,500 PSI (500 BAR)

ORDERING INFORMATION

CAT NR.	INLET THREADS	OUTLET THREADS	BOX QTY.
APG/HD/Z/1-4F/B	1/4" BSPT (F)	1/8" BSPT (F)	1

180

Grease Control Valve Booster

APG

Grease control valve for use with air operated grease pumps

Built-in pressure boost mechanism allows grease pressure to be boosted from 6,000 PSI to 10,000 PSI

Pressure boost is activated by a few repeated presses of the pistol handle

Pressure boost helps unclog blocked grease fittings & grease joints with high back pressure

Highly durable all steel construction, fully CNC machined

Valve inlet fitted with 360° Z-swivel which permits easy handling of the valve and prevents damage to hose caused by twisting

Comes complete with 6" steel extension & heavy duty coupler



WARNING

Skin injection hazard. Keep away from nozzle

CAUTION

The gun is continuous action. Be careful not to over lubricate

DEVELOPS

UPTO 10,000 PSI (690 BAR)

ORDERING INFORMATION

CAT NR.	INLET THREADS	OUTLET THREADS	BOX QTY.
APG/Z/1-4F/B	1/4" BSPT (F)	1/8" BSPT (F)	1

181 Grease Control Valve Metered

Premium quality grease control valve, for use with air operated grease pumps

Built-in high accuracy digital grease meter for dispensing exact amount of grease

Ability to measure amount of grease dispensed prevents both over & under lubrication & is useful in saving bearing failures

Provides continuous grease flow, with trigger fully pressed

Steel construction, provides durability & longevity. Meter uses oval gear mechanism

Ergonomically designed pistol handle

Comes complete with 6" steel extension, heavy duty coupler & 360° Z swivel



APG/HD/Z/1-4F/GM/B



SPECIFICATIONS

Control Valve Type	Continuous Flow
Meter Type	Digital Oval Gear
Grease Flow	0.1 to 2.5 kg / minute
Max. Working Pressure	7,500 PSI (517 BAR)
Unit of Measurement	kg /gms / lbs
Accuracy	± 3%
Resettable Batch Total	9,999 gms
Cumulative Total	99999.9 kg
Battery Type	1.5 V (Two numbers)



DGM/2/N

Grease meter available as spare for in-line applications

DEVELOPS	OVAL GEAR MECHANISM
UPTO 7,500 PSI (500 BAR)	

ORDERING INFORMATION

CAT NR.	DESCRIPTION	THREAD SPECIFICATION	BOX QTY.
APG/HD/Z/1-4F/GM/B	Meter fitted to a grease control valve	Inlet: 1/4" BSPT (F)	1
DGM/2/N	In-line grease meter	Inlet/Outlet: 1/8" NPT (F)	1

WARNING

Skin injection hazard. Keep away from nozzle

CAUTION

The gun is continuous action. Be careful not to over lubricate.

182

Lever Action Barrel Pump

LBP-04

Oil pump designed & engineered for convenient use & long service life

Powder coated steel pump body with aluminum die cast pump head

Plated steel lever handle with rubber grip for convenience in usage

3/4" pump inlet

Complete with curved metal spout & telescopic suction tube for use on 50-210 litre drums.

WETTED COMPONENTS

Steel, Aluminium, NBR, Brass, PVC

RECOMMENDED USE

Oil Based Fluids, Heating Oils, Motor Oil, Heavy & Light Oils, Kerosene & Diesel

DO NOT USE WITH

Water Based Fluids, Solvents, Acids, Petrol etc.



DELIVERS

UPTO
300 ML /
STROKE

ORDERING INFORMATION

CAT NR.	BOX QTY.
LBP/04/PT	10

183

Rotary Barrel Pump V Series

V-25

Most popularly used pump for general purpose lubrication on farms, automotive, workshops & construction sites

Pump features a dual directional operation that allows the pump to both empty as well as refill container

Rugged cast iron construction with machined vanes for better draw & smoother delivery

1" pump inlet

Complete with 3 pc rigid suction tube for use on 50-210 litre drums

WETTED COMPONENTS

Steel, Cast Iron, NBR

RECOMMENDED USE

Heating Oils, Motor Oils, Lubricating Oils etc.


DO NOT USE WITH

Water based Media, Acids, Petrol etc.

Dual directional operation

Pumps-in & pumps-out fluids by a few reverse turns of the handle

V SERIES



DELIVERS

UPTO
5 LITRES /
20 TURNS

ORDERING INFORMATION

CAT NR.	BOX QTY.
V25/3R/SPL/F	4

Superior quality stainless steel hand operated rotary drum pump

Stainless steel body with stainless steel bung & suction tube. Rotor with PTFE vanes & seals makes it resistant to corrosion

Choice of construction materials makes it useful for transferring a wide variety of fluids such as water based media, chemicals, all petroleum products etc

Superior machining of vanes ensures better draw & smooth delivery

Fits 50-205 litre drums

Comes complete with:

- Pump Body
- 2" Bung Adaptor
- Handle
- Discharge Spout
- 3 pc Suction tube

WETTED COMPONENTS

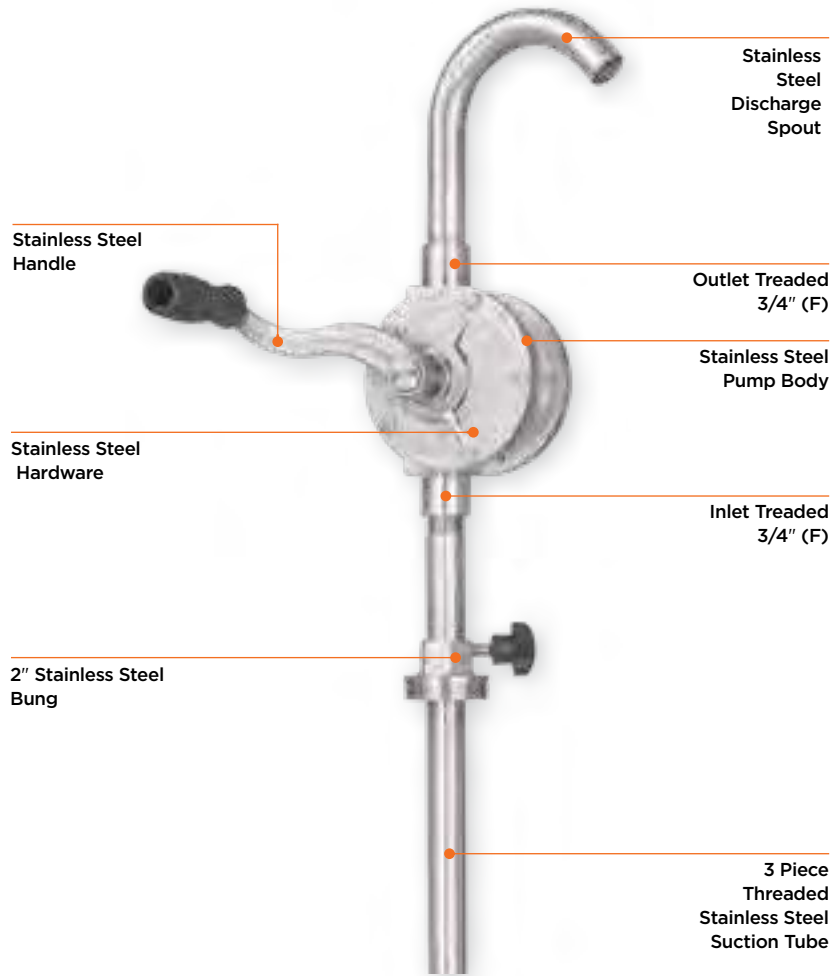
Stainless Steel 304, PTFE

RECOMMENDED USE

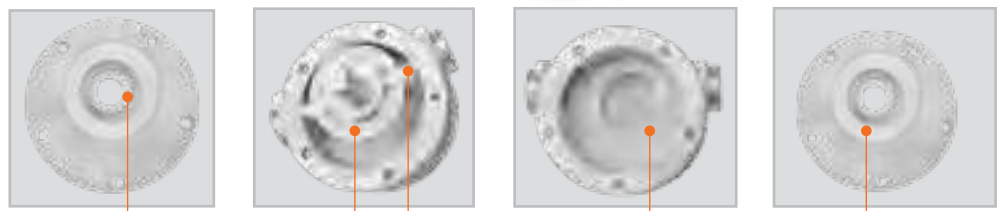
Water based media, antifreeze, acids, chemicals, all petroleum based products, lacquer, thinner, urea, adblue, DEF

DO NOT USE WITH

Hydrochloric acid, Sulphuric acid etc.



DELIVERS
UPTO
4 LITRES/
20 TURNS



PTFE Shaft Seal

Stainless Steel Rotor

PTFE Vanes

PTFE Rotor Support for smooth movement with minimal wear



2" Plastic Bung to fit onto Plastic Barrel

ORDERING INFORMATION

CAT NR.	PUMP INLET/OUTLET	BOX QTY.
GNB-25/SS/3R/SPL	3/4" (F)	1
BUNG/P/4B	2" Plastic Bung to fit onto Plastic Barrel	1

185

Ezee Flow Pumps

EZF

Versatile pump, engineered for trouble free use on plastic containers with pull out / Rieke® spout or 2" external threads

Heavy duty steel suction tube, with the pump head made from Nylon

Pump head incorporates nozzle holder & option to drain back over flown fluid into the container

The pump comes with interchangeable bung adaptors. Standard bung adaptor is useful when using the pump on containers with external threadings. When using the pump on containers with plastic pull-out Rieke® spout, the other adaptor may be used

Pump is available in two variants:

- 1. Downstroke Pump:**
Suitable for 20-25 litre drums
Downstroke operation with fluid discharge when the handle is pushed down. Very useful when pumping heavy fluids. Supplied with 7 interchangeable bung adaptors that makes it usable on most metal & plastic drums
- 2. Upstroke Pump:**
Suitable for use on 50 litre plastic drums. Pump delivers on the upward stroke and includes 2 interchangeable bung adaptors

Complete with rigid steel discharge spout & 48" discharge hose

WETTED COMPONENTS

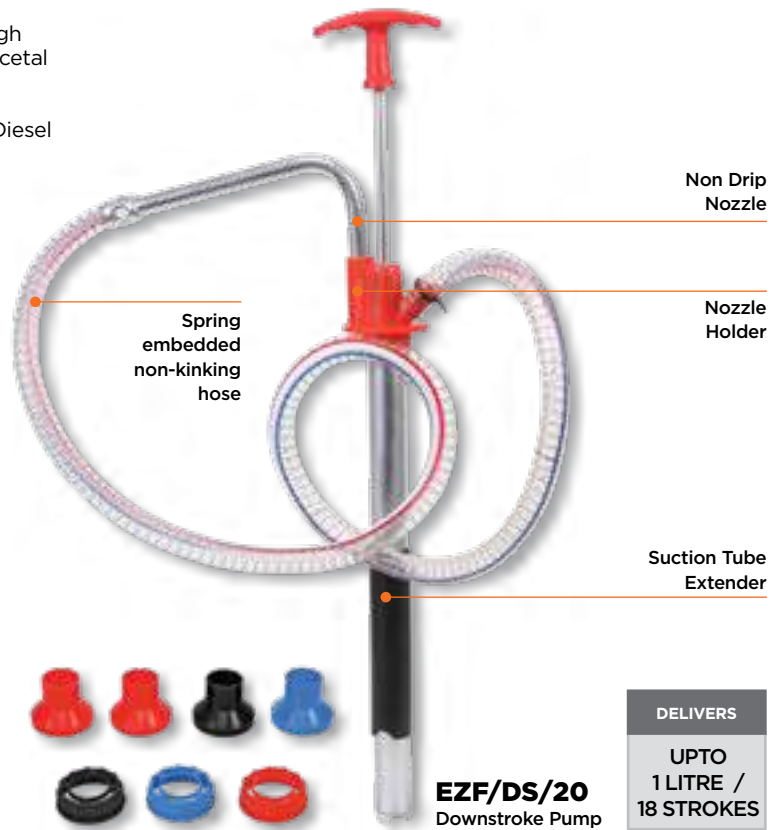
Steel, Aluminium, Polyethylene, Nylon, High Nitrile Rubber, PVC & Acetal

RECOMMENDED USE

Engine Oils, Gear Oils, Diesel and Light Fuel Oils

DO NOT USE WITH

Water based & other corrosive media



ORDERING INFORMATION

CAT NR.	FOR DRUM SIZE	NO. OF ADAPTORS	BOX QTY.
EZF/DS/20	20-25 litres	7	10
EZF/8	50 litres	2	10

186

Bucket Oil Pumps

V30

V12

V16

Portable oil pumps designed for dispensing transmission differentials & heavier oils

Pump with variable handle setting for use with media of different viscosities

Includes 48"/4' PVC hose with nozzle

Includes steel drum (12 litre or 16 litre capacity) with a choice of with or without wheels

DELIVERS

UPTO
100 ML /
STROKE

V SERIES



Without wheel

With Wheel

ORDERING INFORMATION

CAT NR.	BUCKET CAPACITY	BOX QTY.
	(LITRE)	
WITHOUT WHEELS		
V12	12	1
V16	16	1
WITH WHEELS		
V12W	12	1
V16W	16	1
V30W	30	1

187

Bucket Oil Pump with Meter

Pump designed for transferring transmission differentials & heavier oils

Zinc plated pump body with aluminum die cast head & adjusting flange

High pressure positive displacement meter with oval gear mechanism for optimum accuracy

Supplied complete with 30 litres steel bucket, mechanical oil meter, wheels and pull handle

DELIVERS

UPTO
100 ML /
STROKE



ORDERING INFORMATION

CAT NR.	BUCKET CAPACITY	BOX QTY.
	(LITRES)	
OLP/30/OM100	30	1

188

Trolley Mounted Oil Pump Kits

TMK-OP

Ideal choice for workshop & Industrial floors requiring movable oil dispensing systems

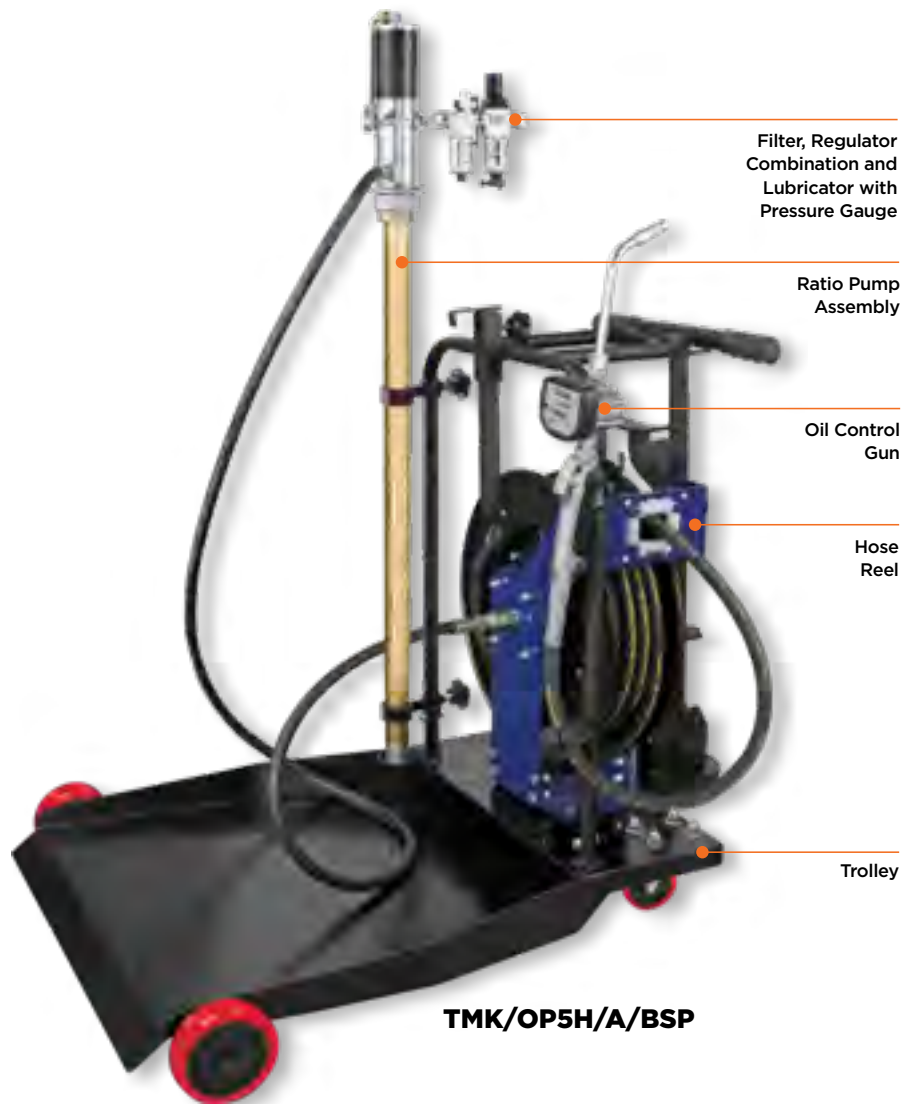
Includes:

1. Ratio Pump Assembly
2. Hose reel
3. Trolley
4. Oil control Gun
5. Filter, Regulator Combination and Lubricator with Pressure Gauge

Manufactured from heavy gauge 4 mm thick steel sheet for increased strength & durability

3" (75 mm) ground clearance for smooth movement over uneven surfaces in workshop environment

6" (150 mm) wide polyurethane front wheels with nylon rim for reduced wear & tear



TMK/OP5H/A/BSP

SPECIFICATIONS

	TMK/OP3/A/BSP	TMK/OP5H/A/BSP
Pump Ratio	3:1	5:1
Working Pressure	30-150 PSI	30-150 PSI
Max. Air Pressure	150 PSI	150 PSI
Flow Rate at Pump Outlet	Up to 14 LPM	Up to 18 LPM
Least Count of Oil Control Gun	0.001 units	0.001 units
Accuracy of Meter	± 0.5%	± 0.5%
Repeatability of Meter	0.30%	0.30%
Hose	3.5m Hydraulic Hose with 1/2" ID	10m Hose Reel with 1/2" ID
Thread Type	BSP	BSP
Air Consumption of Pump	230 LPM	250 LPM

ORDERING INFORMATION

CAT NR.	BOX QTY.
TMK/OP3/A/BSP	1
TMK/OP5H/A/BSP	1



189

Air Operated Stainless Steel Pump **OP-T3-SS**

3:1 Air Operated pump, corrosion protected for use with water based fluids, such as detergents, windshield fluids, water etc

Wetted components are made out of stainless steel

Pump is designed to work in corrosive environments, ideal for use in car washers, garages, workshops, lube trucks, industry etc.

Reciprocating piston operated 63 mm dia. air motor

Pump has a built in stainless steel strainer at inlet to keep contaminants away

2" die cast aluminium bung for use with 210 litre drums



Stainless Steel Suction Tube

Stainless Steel Strainer

SPECIFICATIONS

Working Pressure	30 -150 PSI (2-10 BAR)
Max. Air inlet Pressure	150 PSI (10 BAR)
Air Consumption	230 LPM
Air Inlet Connection	1/4" BSP (F)
Pump Outlet Connection	1/2" BSP (F)
Noise Level	81 db
For use with	210 litre drums

DELIVERS

UPTO 14 LPM

WARNING

Pump must be supplied with clean & dry compressed air via an FRL unit

ORDERING INFORMATION

CAT NR.	DESCRIPTION	BOX QTY.
OP/T3/SS/BSP	3:1 Stainless Steel Pump	1
SPARE PARTS & KITS		
KIT/T3/31B/SS	Air Motor Repair Kit	1

190

Air Operated Oil Ratio Pumps

World-class industrial oil dispensing pumps with guaranteed performance & hassle free operation

Pumps are designed to work in tough conditions & are ideal for use in Industry, workshop, farm , construction sites or as part of the mobile oil system

All metal construction, fully CNC machined with hardened wear resistant moving parts

Reciprocating piston operated 63mm dia. air motor

Pumps have a built in strainer at inlet to keep contaminants away

WETTED COMPONENTS

Steel, Brass, Aluminum, Hi-Nitrile Rubber, Polyurethane, Turcite* & Nylon**
(*Only On 3:1 & 5:1 Pumps, **Only On 1:1 Pump)

Internals Pump



WARNING

Pump must be supplied with clean & dry compressed air via an FRL unit

SPECIFICATIONS

Working Pressure	30-150 PSI (2-10 BAR)
Air Inlet Connection	1/4" BSP (F)
Pump Outlet Connection	1/2" BSP (F)
Noise Level	81 db
For use with	210 litre drums

OP-11

OP-31

OP-51

1:1 PUMPS

Transfer pump, used transfer for quick of oils from large drums to smaller containers. These have a double acting operation with discharge upto 40LPM

Ideal for use with low to medium viscosity (upto SAE 80 Oils) for transferring over short distances (5 metres)
Air Consumption: 270LPM

1:1 pump is also available complete with oil bar tap & connecting links (ODS series), used as an air operated oil dispenser to quickly & conveniently dispense oils from drums

ORDERING INFORMATION

CAT NR.	DESCRIPTION	BOX QTY.
OP/T3/11B/BSP	1:1 Pump only for 210 litre drums	1
OPK/T3/11B/BSP	1:1 Pump for 210 litre drums complete with 1.5m hydraulic hose & oil control gun	1

SPARE PARTS & KITS

CAT NR.	DESCRIPTION	BOX QTY.
KIT/01/T3/11B	Air Motor Kit	1
KIT/SEL/T3/11B	Seal Repair Kit	1
KIT/NRB/T3/11B	Non Return Valve Kit	1
KIT/PST/T3/11B	Piston Repair Kit	1



Double Acting

OP/T3/11B/BSP

DELIVERS	DEVELOPS
UPTO 40 LPM	UPTO 150 PSI (10 BAR)

3:1 PUMPS

Amongst the most popular general purpose air operated pumps

Pumps are single acting with discharge upto 14 LPM

Ideal for use with medium to high viscosity oils (upto SAE 130) for transferring over short distances (upto 30 meters), mostly used with Trolley mounted kits

Air Consumption: 230 LPM

ORDERING INFORMATION

CAT NR.	DESCRIPTION	BOX QTY.
OP/T3/31B/BSP	3:1 Pump only for 210 litre drums	1
OPK/T3/31B/BSP	3:1 Pump for 210 litre drums complete with 1.5m hydraulic hose & oil control gun	1

SPARE PARTS & KITS

CAT NR.	DESCRIPTION	BOX QTY.
KIT/T3/31B	Air Motor Repair Kit	1



OP/T3/31B/BSP

DELIVERS	DEVELOPS
UPTO 14 LPM	UPTO 450 PSI (30 BAR)

5:1 PUMPS

High pressure air operated pumps for dispensing oil at 5 times the pressure as the air inlet

Pumps are double acting with discharge upto 18LPM

Ideal for use with high viscosity oils (upto SAE 240) for transferring over short & long distances (upto 50 meters), mostly used with Trolley mounted kits both with & without hose reels, as well as with fixed systems for centralized distribution

Air Consumption: 250LPM

ORDERING INFORMATION

CAT NR.	DESCRIPTION	BOX QTY.
OP/T3/51B/BSP	5:1 Pump only for 210 litre drums	1
OPK/T3/51B/BSP	5:1 Pump for 210 litre drums complete with 1.5m hydraulic hose & oil control gun	1

SPARE PARTS & KITS

CAT NR.	DESCRIPTION	BOX QTY.
KIT/T3/51B	Air Motor Repair Kit	1



Double Acting

OP/T3/51B/BSP

DELIVERS	DEVELOPS
UPTO 18 LPM	UPTO 750 PSI (50 BAR)



191

Air Operated Plastic Transfer Pump

PAOP

Air operated 1:1 transfer pump for dispensing a wide variety of fluids. Choice of materials makes it compatible with many more fluids, compared to air pumps which primarily pump oil

Built-in 2" bung adaptor for direct attachment on drums with 2" opening.

Air supply is provided via a ball valve connected to an air regulator limiting max. air pressure to 100 PSI (7 BAR)

Complete with suction tube with check valve for use on 50-205 litre drums

WETTED COMPONENTS

Polypropylene, Viton, Stainless Steel

RECOMMENDED USE

Water-based media, Coolants, Detergents, Soaps, Windshield Washer, Oils & Lubricants, Herbicides & Pesticides, Urea, etc.

SPECIFICATIONS

Working Pressure	30-100 PSI (2-7 BAR)
Max. Air Inlet Pressure	100 PSI (7 BAR)
Max. Outlet Pressure	45 PSI (3 BAR)
Air Consumption	125 LPM
Max. Pump Discharge	30 LPM at Air Pressure of 100 PSI (7 BAR)
Air Inlet Connection	1/4" (F)
Pump Outlet	3/4" (19.5 mm) dia.
Pump Inlet	1" (F)
Max. Temperature of media being pumped	60°C
Max. Viscosity of media being pumped	SAE 50 / ISO 220



DELIVERS

UPTO*
30 LPM

*@7 BAR

ORDERING INFORMATION

CAT NR.	BOX QTY.
PAOP/1	4
PAOP/1H	4

D1 Merchandiser Stand

Wall mount Bracket for pumps with 2" threaded bung

Made from steel in powder coated finish

Compact design, great for display in showrooms, shops etc. where space is a constraint

Does not include products



ORDERING INFORMATION

CAT NR.	STAND DIMENSIONS		BOX QTY.
	(INCH)	(MM)	
D1	4.7x 5.9 x 5.9	120 x 150 x 150	1

D2 Merchandiser Stand

Specially fabricated miniature steel drum with the drum top fitted with four 2" female threaded openings

Used for floor display in showrooms. Drum can display 4 pumps

Does not include products



ORDERING INFORMATION

CAT NR.	STAND DIMENSIONS		BOX QTY.
	(INCH)	(MM)	
D5	17.9 dia. x 26 height	455 dia. x 660 height	1

192

Industrial Duty Air Operated Oil Ratio Pump 6.5:1

OPH

Heavy Duty Industrial grade pneumatic oil pump designed for unmatched performance in demanding conditions

Single acting pump dispenses oil at upto 6.5 times the air inlet pressure

All metal construction, fully CNC machined with hardened wear resistant moving parts

Reciprocating piston operated 3" (76 mm) dia. air motor

Stall free, ice free motor with tough durable housing, integrated muffler for quiet operation


No Service Required

With very few moving parts this rugged pump requires virtually no servicing. No special maintenance tools needed

Ideal for use with high viscosity oils (upto SAE 240) for transferring over short & long distances - upto 60 metres

WETTED COMPONENTS

Steel, Brass, Aluminum, Turcite, Polyurethane, Hi-Nitrile Rubber



FLOW RATE	PRESSURE
UPTO* 16 LPM (4.23 GPM)	UPTO 150 PSI (10 BAR)

*Measured at pump outlet

SPECIFICATIONS

Working Pressure	30-150 PSI (2-10 BAR)
Max. Air Pressure	150 PSI (10 BAR)
Max. Media Outlet Pressure	975 PSI (65 BAR)
Air Inlet Connection	1/4"
Pump Outlet Connection	1/2"
Noise Level (Db)	80 dB

ORDERING INFORMATION

CAT NR.	BOX QTY.
OPH/S-T3/61/BSP	1

193

3:1 Air Operated Bucket Oil Ratio Pump

BORP

World-class industrial oil dispensing pump with guaranteed performance & hassle free operation

3:1 Pump is single acting with discharge upto 14 LPM with built in steel drum complete with wheels and pull handle

Air Consumption: 230 LPM

Drum Capacity: Upto 3 litres

Supplied complete with oil control gun and air regulator with pressure gauge



ORDERING INFORMATION

CAT NR.	BUCKET CAPACITY	BOX QTY.
	(LITRES)	
BORP/31-30	30	1

194

Portable Oiling System

OS512

Ideal choice for workplace requiring movable oil dispensing systems

Includes

1. Oil Master Air Operated 5:1 Pump, T512-G
2. Retractable Oil Hose Reel (OMP2101)
3. Oil Control Gun with Mechanical Meter (HG40)
4. 210 Litre Drum Trolley & Hydraulic Hose to connect pump outlet to hose reel inlet

RECOMMENDED USE

Suitable for dispensing oils upto SAE 140 i.e Engine Oil, Hydraulic Oil etc.




ORDERING INFORMATION

CAT NR.	BOX QTY.
OS512-G	1

195

OILMASTER® Air Operated 5:1 Oil Pump

T512

Highly reliable air operated 5:1 pump for dispensing oils at 5 times the pressure as the air inlet

Ideal for indoor applications in automotive workshops for pumping oils (upto SAE 140). Dispenses oils over distances upto 50m, mostly used with trolley mounted kits both with & without hose reels

Unique pump design with non corroding air motor, requires no lubricator in the air line

Built- in pressure relief valve prevents both the pump & system against damage created by excessive pressure due to thermal expansion

Reciprocating piston operated 72 mm dia. air motor

Stub pump supplied complete with 2" bung; pump can be wall mounted, mounted on a tank, drum etc.

Also included separate suction tube for installing pump on 210 litre drums

WETTED COMPONENTS

Aluminium, Zinc, Brass, NBR, Polyurethane

RECOMMENDED USE

Oil upto SAE 140, Automatic Transmission fluids, Engine Oils, Gear Oils, Hydraulic Oils



SPECIFICATIONS

Working Pressure	60-150 PSI (4-10 BAR)
Air Inlet Connection	1/4" NPT (F)
Pump Outlet Connection	1/2" NPT (F)
Pump Inlet for connecting Suction Tube	1" NPT (F) & 1" UNEF (F)
Noise Level	85 db
For use with	Drums, Tanks, Wall Mount etc.

DELIVERS	DEVELOPS
UPTO 15 LPM	UPTO 750 PSI (50 BAR)

ORDERING INFORMATION

CAT NR.	DESCRIPTION	BOX QTY.
T512-G	5:1 Oil Pump	1
SPARE PARTS & KITS		
T512-2K	Overhaul Kit	1
PA30S	Button & Plug Sets	1

World-class air operated industrial quality oil dispensing pumps with guaranteed performance & hassle free operation

All metal die cast aluminum construction with hardened wear resistant moving parts

Stub pump supplied complete with 2" bung, pump can be wall mounted, mounted on a tank, drum etc.

Also available separate suction tube for installing pump on a 210 litre drums

Air line lubricator included as standard accessory

WETTED COMPONENTS

Aluminium, NBR, Carbon, PTFE, Zinc Plated Steel, Brass



WARNING

Pump must be supplied with clean & dry compressed air via an FRL unit

3:1 PUMP

Heavy duty industrial 3:1 ratio pump for dispensing oils at 3 times the air inlet pressure

Reciprocating piston operated 54mm dia. air motor

Ideal for dispensing oils through multiple hose reels & metered gun systems found in large workshops utilizing bulk tanks

Suitable for use with oils upto SAE 140 over distances upto 30m, Diesel & Kerosene



SPECIFICATIONS

Working Pressure	60-150 PSI (4-10 BAR)
Air Inlet Connection	1/4" NPT (F)
Pump Outlet Connection	3/4" NPT (F)
Pump Inlet For Connecting Suction Tube	3/4" NPT (F)
For Use With	Drums, Tanks, Wall Mount etc.

DELIVERS	DEVELOPS
UPTO 23 LPM	UPTO 450 PSI (30 BAR)

ORDERING INFORMATION

CAT NR.	DESCRIPTION	BOX QTY.
R300S-G	3:1 Pump	1
SPARE PARTS & KITS		
TE01-1K	Air Motor Repair Kit	1
TF01-2K	Pump Seal Repair Kit	1
TF015AS	Oil Seal Assembly	1

5:1 PUMP

Heavy duty industrial 5:1 ratio pump for dispensing oils at 5 times the pressure as the air inlet pressure

Reciprocating piston operated 104 mm dia. air motor

Ideal use with drums & tanks with one or multiple hose reels & dispensing systems

Suitable for use with oils upto SAE 140 over distances upto 50m, ATF, Engine Oils, Gear Oils



SPECIFICATIONS

Working Pressure	60-150 PSI (4-10 BAR)
Air Inlet Connection	1/4" NPT (F)
Pump Outlet Connection	3/4" NPT (F)
Pump Inlet For Connecting Suction Tube	1" NPT (F) & 1" UNEF(F)
For Use With	Drums, Tanks, Wall Mount etc.

DELIVERS	DEVELOPS
UPTO 28 LPM	UPTO 750 PSI (50 BAR)


ORDERING INFORMATION

CAT NR.	DESCRIPTION	BOX QTY.
R500S-G	5:1 Pump	1
SPARE PARTS & KITS		
R500-2K	Overhaul Kit	1
R500-3K	Service Kit	1

197

Waste Oil Evacuation Kits

KIT-AODD



Ideal for use in workshops & garages for removing used oil from drains and delivering to the used oil sump tank

Waste Oil Evacuation System includes:

1. Double Diaphragm pump
2. Filter Regulator combination
3. Two 8' PVC hoses, cam lock, Y- strainer, fittings
4. Pressure gauge and air hose
5. Wall mounting bracket
6. Clamping plate
7. PTFE tape

ORDERING INFORMATION

CAT NR.	BOX QTY.
KIT/AODD/1-2/WO/N	1
KIT/AODD/0-1/WO/N	1

SPECIFICATIONS

	KIT/AODD/1-2/WO/N	KIT/AODD/0-1/WO/N
Size	1/2"	1"
Flow Rate	0-50 LPM	0-110 LPM
Casing	Aluminium	Aluminium
Diaphragm	Hytrek	Hytrek
Max. Particle Size	1/32" (1 mm)	1/16" (2 mm)

AIR INLET PRESSURE

**20-100 PSI
(1.40-6.89 BAR)**

Air Operated Double Diaphragm Pumps

Double Diaphragm Pumps are designed for use in applications requiring large volume transfer in a short time

Driven by compressed air, these can transfer contaminated media & are very useful for cleaning out pits with mixed liquids such as oil, water etc.

Handle a wide variety of fluids with solid content: as there are no close fitting or rotating parts

Self priming: pump is designed for high suction lift even at dry start up & also with heavier fluids

Ability to run dry: as there are no close fitting or sliding parts

Portable / simple installation: Simply connect air supply line & liquid line; pump is ready to perform

Explosion proof: safe pumps since they are operated by compressed air


Pumping efficiency remains constant: no rotors, gears or pistons that wear over time, hence no decline in performance

All pump models are designed for use with an inlet air pressure of 20-100 PSI

Air inlet threaded 1/4" NPT (F)

Pumps are available in a choice of 2 materials:

- i. Aluminium body with a Hytrel® diaphragm. These can be used for all high temperature applications
- ii. Polypropylene - body with
 - a. Santoprene Diaphragm - for use with abrasives, acids, caustic etc.
 - b. Teflon (PTFE) Diaphragm - for use with fluids such as solvents



	AODD/1-4/FPT/N	AODD/1-2/BAH/N
Size	1/4"	1/2"
Casing	Polypropylene	Aluminium
Diaphragm	PTFE	Hytrel®
Flow Rate	0-11 LPM	0-50 LPM
Pump Inlet/ Outlet Npt (F)	1/4"	1/2"
Air Exhaust Npt(F)	3/8"	3/8"
Max Particle Size	N/A	1 mm
Suction Lift (Dry)	5-feet	5-feet
Max Air Consumption	250 LPM (8.83 CFM)	450 LPM (15.9 CFM)
Wetted Components	Polypropylene, PTFE	Aluminium, PA, Stainless steel, Hytrel®
Valve Ball Material	PTFE (Flat type)	Hytrel®
Air Motor	Ryton®	Aluminium
Maximum Liquid Temperature	60°C	80°C

Note:



Other materials, configurations and sizes can be custom manufactured on order

SPARE PARTS & KIT

CAT NR.	FOR USE WITH	DESCRIPTION	BOX QTY.
AODD/AK/1-4	AODD/1-4/FPT/N	Air Motor Repair Kit	1
AODD/LK/1-4/FPT	AODD/1-4/FPT/N	Liquid End Repair Kit	1
AODD/AK/1-2	AODD/1-2/BAH/N AODD/1-2/FPT/N AODD/1-2/FPS/N	Air Motor Repair Kit	1
AODD/LK/1-2/BAH	AODD/1-2/BAH/N	Liquid End Repair Kit	1
AODD/LK/1-2/FPT	AODD/1-2/FPT/N	Liquid End Repair Kit	1
AODD/LK/1-2/FPS	AODD/1-2/FPS/N	Liquid End Repair Kit	1
AODD/AK/3-4/0-1	AODD/3-4/BAH/N AODD/3-4/BPS/N AODD/0-1/BAH/N	Air Motor Repair Kit	1
AODD/LK/3-4/0-1/BAH	AODD/3-4/BAH/N AODD/0-1/BAH/N	Liquid End Repair Kit	1
AODD/LK/3-4/BPS	AODD/3-4/BPS/N	Liquid End Repair Kit	1

AIR INLET PRESSURE
20-100 PSI
(1.4-6.89 BAR)

AODD



AODD/1-2/FPT/N	AODD/1-2/FPS/N	AODD/3-4/BAH/N	AODD/3-4/BPS/N	AODD/0-1/BAH/N
1/2"	1/2"	3/4"	3/4"	1"
Polypropylene	Polypropylene	Aluminium	Polypropylene	Aluminium
PTFE	Santoprene®	Hytrel®	Santoprene®	Hytrel®
0-45 LPM	0-45 LPM	0-110 LPM	0-110 LPM	0-110 LPM
1/2"	1/2"	3/4"	3/4"	1"
3/8"	3/8"	3/4"	3/4"	3/4"
N/A	N/A	2.0 mm	2.0 mm	2.0 mm
8-feet	8-feet	18-feet	18-feet	18-feet
350 LPM (12.4 CFM)	350 LPM (12.4 CFM)	1200 LPM (42.4 CFM)	1200 LPM (42.4 CFM)	1200 LPM (42.4 CFM)
Polypropylene, PTFE	Polypropylene, PTFE	Aluminium, Stainless steel Hytrel®	Polypropylene, Santoprene®	Aluminium, Stainless steel, Hytrel®
PTFE (Flat type)	PTFE (Flat type)	Hytrel®	Santoprene®	Hytrel®
Ryton®	Ryton®	Aluminium	Glass-filled polypropylene	Aluminium
60°C	60°C	80°C	60°C	80°C

TEMPERATURE RANGE FOR VARIOUS MATERIALS

BODY / CASING MATERIAL	LIQUID TEMPERATURE RANGE
Aluminium	0°C to 100°C
Polypropylene	0°C to 60°C
DIAPHRAGM MATERIAL	LIQUID TEMPERATURE RANGE
Hytrel® (TPEE)	0°C to 80°C
Santoprene® (TPO)	0°C to 90°C
Teflon® (PTFE)	0°C to 100°C

ORDERING INFORMATION

CAT NR.	SIZE	CASING	DIAPHRAGM	RECOMMENDED FLUIDS	BOX QTY.
AODD/1-4/FPT/N	1/4"	Polypropylene	PTFE	Windshield Washer Fluid, Caustic Soda, Sulfuric Acid (Up To 75%), Plating Solution, Photograph Developing Liquid, Benzene, Hydrogen Peroxide, Waste Water Etc.	1
AODD/1-2/BAH/N	1/2"	Aluminium	Hytrel®	Diesel Fuel, Kerosene, Lubricants, Gear Oil, Engine Oil, Waste Oil, Brake Fluid, Naphtha, Mold Lubricants, Antifreeze And Waste Water	1
AODD/1-2/FPT/N	1/2"	Polypropylene	PTFE	Windshield Washer Fluid, Caustic Soda, Sulfuric Acid (Up To 75%), Plating Solution, Photograph Developing Liquid, Benzene, Hydrogen Peroxide, Waste Water Etc.	1
AODD/1-2/FPS/N	1/2"	Polypropylene	Santoprene®	Ethanol, Ammonium Hydroxide And Waste Water	1
AODD/3-4/BAH/N	3/4"	Aluminium	Hytrel®	Diesel Fuel, Kerosene, Lubricants, Gear Oil, Engine Oil, Waste Oil, Brake Fluid, Naphtha, Mold Lubricants, Antifreeze And Waste Water	1
AODD/3-4/BPS/N	3/4"	Polypropylene	Santoprene®	Ethanol, Ammonium Hydroxide And Waste Water	1
AODD/0-1/BAH/N	1"	Aluminium	Hytrel®	Diesel Fuel, Kerosene, Lubricants, Gear Oil, Engine Oil, Waste Oil, Brake Fluid, Naphtha, Mold Lubricants, Antifreeze And Waste Water	1

Heavy duty oil pump designed to transfer bulk oils, hydraulic oils, used oil etc

Air cooled motor with thermal protection

Non corroding aluminium die cast pump body

Sintered powder metal gears

Self priming, positive displacement design

High horsepower to flow ratio assures adequate power to pump viscous fluids at low temperatures

Pump has an internal bypass valve to bypass flow, if the discharge pressure exceeds the bypass valve setting

Built-in 2" bung adaptor for mounting on drums/tanks

Can be used to transfer used oil with a screen fitted onto the suction tube

Duty Cycle: 30 minutes ON / 30 minutes OFF

Available in following versions:

1. AC regular flow
2. AC high flow
3. DC regular flow

WETTED COMPONENTS

Aluminium, Steel, Cast Iron, Nylon, NBR, Zinc, Polypropylene, PVC

RECOMMENDED USE

Oils, Synthetic Oils, Used Oils, Hydraulic Oils, Cutting Oils, Oil Based Herbicides, Non-Flammable Oil Based Solvents, Liquid Soap etc.

SPECIFICATIONS


	OPM/220	OPM/220/HF	OPM/12
Description	Heavy duty 220V AC	High Flow heavy duty 220V AC	Heavy duty 12V DC
Flow Rate	14 - 16.6 LPM	Upto 25 LPM	Upto 11.5 LPM
Motor	1/2 HP 220V AC	1/2 HP 220V AC	1/2 HP 12V DC
Amp	6 Amp	6 Amp	39 Amp
Rpm	1440/1720	2800/3360	1440
Mechanism	Gear pump	Gear pump	Gear pump
Suction Pipe	34" long	34" long	34" long
Bung Adaptor	2" threaded	2" threaded	2" threaded
Hose	3/4" x 8'	3/4" x 8'	3/4" x 8'
Inlet	1" NPT	1" NPT	1" NPT
Outlet	3/4" NPT	3/4" NPT	3/4" NPT
Dispensing Nozzle	Ball valve	Ball valve	Ball valve
Power Cable Length	8'	8'	-
Air Cooled	Yes	Yes	Yes
Max. Viscosity Of Oil	SAE 90	SAE 90	SAE 90
Max Working Pressure	65 PSI (4.5 BAR)	65 PSI (4.5 BAR)	65 PSI (4.5 BAR)
Thermal Protection	Yes	Yes	No

ORDERING INFORMATION

CAT NR.	BOX QTY.
OPM/220	1
OPM/220/HF	1
OPM/12	1

SPARE PARTS & KITS

CAT NR.	DESCRIPTION	BOX QTY.
KIT/OPM	Overhaul Kit	1



200 Bung Nut

Aluminum Die cast 2" Drum Bungs for use primarily with Air Operated Pumps

Bungs can be adjusted anywhere on the suction tube & tightened using the Wing Nut

Zinc Die cast Locking Nut inside holds the suction tube

Available in a choice of sizes for use on suction tubes of varying diameters



ORDERING INFORMATION

CAT. NR.	INSIDE DIAMETER	BOX QTY.
	(MM)	
BUNG/OP/42	42	1

201 Hydraulic Hoses

Hydraulic Rubber Hoses for use with Air Operated Oil Pumps

Hose exceeds SAE 100 R1 specification

Working Pressure
2,200 PSI (150 BAR)

Inner Dia: 1/2"
Outer Dia: 7/8"

Hydraulically crimped with steel fittings with 1/2" (M) threads on both ends



ORDERING INFORMATION

CAT NR.	LENGTH	THREADS	BOX QTY.
	(M)		
HH/1.5/1-2M/1-2M/BSP	1.5	1/2" BSP (M) × 1/2" BSP (M)	1
HH/2.5/1-2M/1-2M/BSP	2.5	1/2" BSP (M) × 1/2" BSP (M)	1
HH/1.5/1-2M/3-8M/BSP	1.5	1/2" BSP (M) × 3/8" BSP (M)	1

202 Mechanical Oil Meter OM-100

High pressure positive displacement meter suitable for in-line and end of line applications

Oval gear mechanism for optimum accuracy

7 digit non-resettable batch totalizer

Meter inlet / outlet threaded 1/2" BSP (F) for use with air / electric / manual pumps

High reliability mechanical display

Robust aluminum die cast construction with protective shroud on meter

WETTED COMPONENTS
Aluminum, Acetal, Nitrile Rubber & Steel

RECOMMENDED USE
Oils upto SAE 140, Diesel, Kerosene & Engine Coolants (RTU)


DO NOT USE WITH
Water Based Media, Petrol etc.



SPECIFICATIONS

Flow Rate	1-30 LPM
Accuracy	± 1%
Repeatability	0.30%
Max. Working Pressure	1,000 PSI (70 BAR)
Pressure Loss	10 PSI (0.7 BAR)
Working Temperature Range	- 10°C to 55°C
Max. Resettable Batch Totalizer	999.9 litres
Max. Non Resettable Batch Totalizer	999999.9 litres
Least Count /Resolution	0.10 litres
Water Resistance	IP55

Note: Not to be used for commercial resale

FLOW RATE	PRESSURE	TEMPERATURE	OVAL GEAR MECHANISM
1-30 LPM	UPTO 1,000 PSI (70 BAR)	-10 °C TO 55 °C	

ORDERING INFORMATION

CAT NR.	THREADS	BOX QTY.
OM-100/1-2/BSP	1/2" BSP (F)	1

203

Electronic Oil Meter

OM-200

High pressure positive displacement meter suitable for in-line and end of line applications

Oval gear mechanism for optimum accuracy

6 Digit non-resettable totaliser

Meter inlet/outlet threaded 1/2" BSP (F)

Electronic display using one 3V lithium Ion battery with life upto 5 years

Robust aluminium die cast construction with protective shroud on meter

Display can be rotated in every 90° orientation for ease of installation

Measures in litres, US gallons, quarts, pints, ounces & decilitres


Easy user re-calibration



SPECIFICATIONS

Flow Rate	1-30 LPM
Accuracy	± 0.50%
Repeatability	0.20%
Max. Working Pressure	1,000 PSI (70 BAR)
Pressure Loss	10 PSI (0.7 BAR)
Working Temperature Range	- 14°C to 55°C
Max. Resettable Batch Totalizer	99999.9 units
Max. Non Resettable Batch Totalizer	999999.9 units
Least Count /Resolution	0.001 units
Display Output	User selectable for 0.1, 0.01, 0.001 Units
Water Resistance	IP65

Note: Not to be used for commercial resale

FLOW RATE	PRESSURE	TEMPERATURE	OVAL GEAR MECHANISM
1-30 LPM	UPTO 1,000 PSI (70 BAR)	- 14°C TO 55°C	

ORDERING INFORMATION

CAT NR.	THREADS	BOX QTY.
OM/200/1-2/BSP	1/2" BSP (F)	1





Super accuracy heavy duty gun for controlling fluid deliveries in most demanding applications

Oval gear mechanism

High accuracy mechanical display

Aluminium die cast meter & gun body with protective shroud on meter

Built-in continuous flow switch can be activated for unattended dispensing

Built-in swivel at inlet for easy maneuverability

Supplied complete with rigid steel extension, and manual non drip nozzle

WETTED COMPONENTS

Aluminum, Acetal, Nitrile Rubber & Steel

RECOMMENDED USE

Oils Upto SAE 140, Diesel, Kerosene & Engine Coolants (RTU)


DO NOT USE WITH

Water Based Media, Petrol etc.

SPECIFICATIONS

Flow Rate	1-30 LPM
Accuracy	± 1%
Repeatability	0.30%
Max. Working Pressure	1000 PSI (70 BAR)
Pressure Loss	10 PSI (0.7 BAR)
Working Temperature Range	-10°C to 55°C
Max. Resettable Batch Totalizer	999.9 litres
Max. Non Resettable Batch Totalizer	999999.9 litres
Least Count /Resolution	0.10 litres
Inlet Threaded	1/2" BSPT (F)
Water Resistance	IP55

Note: Not to be used for commercial resale

FLOW RATE	PRESSURE	TEMPERATURE	OVAL GEAR MECHANISM
1-30 LPM	UPTO 1,000 PSI (70 BAR)	-10 °C TO 55 °C	

ORDERING INFORMATION

CAT NR.	BOX QTY.
OM-100/OGN/R-M/B	1



205

Electronic Oil Control Gun

OM200-OGN

Super accuracy heavy duty gun for controlling fluid deliveries in most demanding applications

Oval gear mechanism

Electronic display using one 3V lithium Ion battery with life upto 5 years

Aluminium die cast meter & gun body with protective shroud on meter

Built-in continuous flow switch can be activated for unattended dispensing

Measures in litres, US gallons, quarts, pints, ounces & decilitres

Built-in swivel at inlet for easy manoeuvrability

Easy user re calibration

Supplied complete with rigid steel extension, with a manual non drip nozzle

WETTED COMPONENTS

Aluminum, Acetal, Nitrile Rubber & Steel

RECOMMENDED USE

Oils upto SAE 140, Diesel, Kerosene & Engine Coolants (RTU)

DO NOT USE WITH


Water Based Media, Petrol etc.



SPECIFICATIONS

Flow Rate	1-30 LPM
Accuracy	± 0.50%
Repeatability	0.20%
Max. Working Pressure	1,000 PSI (70 BAR)
Pressure Loss	10 PSI (0.7 BAR)
Working Temperature Range	-10°C to 55°C (7°F to 131°F)
Max. Resettable Batch Totalizer	99,999.9 units
Max. Non Resettable Batch Totalizer	9,99,999 units
Least Count /Resolution	0.001 units
Display Output	User selectable for 0.1, 0.01, 0.001 Units
Inlet Threaded	1/2" BSPT (F)
Water Resistance	IP55

Note: Not to be used for commercial resale

FLOW RATE	PRESSURE	TEMPERATURE	OVAL GEAR MECHANISM
1-30 LPM	UPTO 1,000 PSI (70 BAR)	-10°C TO 55°C	

ORDERING INFORMATION

CAT NR.	BOX QTY.
OM-200/OGN/R-M/B	1



Heavy duty oil control gun with robust aluminium construction

Electronic preset design; works on 4 x 1.5V AA batteries

Dual Mode: Manual & Pre-Set (dispenses set quantity of media & stops)

Oval gear mechanism for optimum accuracy

Adjustable outlet nozzle can be positioned for in-line or 90° dispensing

Resetable totalizer for individual batch can be set in litres, quarts, pints & gallons

A second resettable totalizer for multiple dispensing operations can be set in litres, quarts, pints & gallons with max. pre-set volume of 99.9 units

Lifetime non-resettable totalizer can be set in litres

Built-in swivel at Inlet fitted with strainer

Supplied complete with steel extension with built-in non drip tip

WETTED COMPONENTS

Aluminium, Steel, Stainless Steel, Brass, Polyurethane, Acetic Resin, Hi Nitrile Rubber

RECOMMENDED USE

Oils with viscosity in the range of 10 to 5000 cst, Diesel

DO NOT USE WITH

Petrol, Windshield Fluids etc.

SPECIFICATIONS

Flow Rate	1-30 LPM
Inlet	1/2" BSP (F)
Accuracy	± 0.50%
Repeatability	± 0.20%
Max. Working Pressure	1,000 PSI (70 BAR)
Working Temperature Range	-5°C to 50°C
Minimum Pre Set Qty.	0.10 Units
Maximum Pre Set Qty.	99.9 Units
Max. Resetable Batch Totalizer	999.9 Units
Max. Non Resetable Batch Totalizer	999999 Units
Viscosity Of Media Dispensed	10 to 5000 cst
Resolution / Least Count	0.005 litre
Water Resistance	IP55

Note: Not to be used for commercial resale

ORDERING INFORMATION

CAT NR.	DESCRIPTION	BOX QTY.
OM-300/PS/RA/BSP	Pre-Set Gun	1
SPARE PARTS & KITS		
DC/R16077000/OM300	Display Cover	1
BRD/R16398000/OM300	Electronic Board	1
Gear/R09816000/OM300	Gears	1
BC/R12807000/OM300	Battery Compartment	1
VLV/R16393000/OM300	Valve	1



Non drip tip


Steel extension

LCD display

Shock resistant handle

1/2" swivel with built-in strainer



FLOW RATE	PRESSURE	TEMPERATURE	OVAL GEAR MECHANISM
1-30 LPM	UPTO 1,000 PSI (70 BAR)	-5°C TO 50°C	

207

Mechanical Heavy Duty Oil Control Gun

HG40

Heavy duty industrial oil control gun with robust aluminium construction & a rubberised shroud for protecting the meter

Oval gear mechanism for optimum accuracy

Latching handle with built-in trigger lock for continuous dispensing

Gun has 2 outlet positions: in-line & 90°

Built in swivel at inlet

Supplied complete with steel extension with automatic non-drip nozzle

RECOMMENDED USE

Engine Oils, Diesel, ATF, Antifreeze, Antiboil & other Petroleum Based Media
Upto SAE 140



SPECIFICATIONS

Flow Rate	1 to 30 LPM
Accuracy	± 1%
Repeatability	± 0.20%
Max. Working Pressure	1,500 PSI (70 BAR)
Working Temperature Range	0°C to 50°C
Max. Resettable Batch Totalizer	999.9 litres
Max. Non Resettable Batch Totalizer	9,99,999 litres
Least Count /Resolution	0.10 litres
Inlet Threaded	1/2" BSPT (F)
Water Resistance	IP55

Note: Not to be used for commercial resale

FLOW RATE	PRESSURE	TEMPERATURE
1-30 LPM	UPTO 1,500 PSI (100 BAR)	0°C TO 50°C

ORDERING INFORMATION

CAT NR.	BOX QTY.
HG40R/B	1

Heavy duty gun for controlling fluid deliveries in most demanding applications

Aluminium die cast construction

Built-in continuous flow switch can be activated for unattended dispensing

Ergonomically designed plastic grip for convenient usage

Swivel at inlet for easy maneuverability. Strainer in the swivel keeps contaminants, dust, grit etc. away from entering the gun

Available with manual or automatic non-drip nozzles

RECOMMENDED USE

Oils with viscosity upto SAE 140

DO NOT USE WITH

Water based media, Gasoline etc.

WETTED COMPONENTS

Aluminum, Steel, Brass & NBR

SPECIFICATIONS

Flow Rate	Upto 30 LPM
Max. Working Pressure	1,000 PSI (70 BAR)
Working Temperature Range	-14°C to 55°C (7°F to 131°F)
Inlet Threads	1/2" BSPT (F) / 1/2" NPT (F)
In-Line Swivel	1/2" (F)
Outlet Diameter Of Steel Spout	1/2" (12.7 mm)
Inside Diameter Of Hose Extension	1/2" (12.7 mm)

FLOW RATE	PRESSURE	TEMPERATURE
UPTO 30 LPM	UPTO 1,000 PSI (70 BAR)	-14°C TO 55°C (7°F TO 131°F)



OGN/SA/1-2R/B

OGN/SM/1-2R/B

ORDERING INFORMATION

CAT NR.	DETAILS	BOX QTY.
OGN/SA/1-2R/B	Oil Control Gun with Steel Extension and Automatic Non Drip Nozzle	1
OGN/SM/1-2R/B	Oil Control Gun with Steel Extension and Manual Non Drip Nozzle	1

209

Transfer Gun

SG-20

Dual action transfer gun:
draws in & pumps out liquids
in a single stroke

Easy & safe answer to fluid
transfer, especially useful in
transferring media unsafe
for body contact

Gun body is non-denting
& is made from heavy
aluminum section. Suction
head & piston have an
aluminum construction &
use viton piston rings

The gun comes complete
with 8' of vinyl hose (4' with
each valve)

WETTED COMPONENTS
Aluminum, Brass, Viton, PVC

RECOMMENDED USE
Fuel Oils, Mineral Oils,
Synthetic & Biological Oils,
Petrol, Coolants, Water,
Spirits & Brake Fluids



Complete with
8' of Vinyl Hose
(4' with each
valve)

ORDERING INFORMATION

CAT NR.	CAPACITY	BOX QTY.
	(ML)	
SG/20	350	20

210

Oil Cans V Series

Tin coated steel body in
premium powder coated
finish

Steel pump with double ball
check

Useful for convenient
dispensing of oil

Complete with 150 mm (6")
rigid steel spout



ORDERING INFORMATION

CAT NR.	CAPACITY	BOX QTY.
	(ML)	
V200R	200	72
V300R	300	72
V500R	500	72

211 **Flexible Spout Measures** **MSR**

High density translucent polyethylene construction

Used for transferring measured quantity of fluid

Marked in litres

Supplied complete with polyethylene flexible spout with cap and polypropylene lid

Not to be used for measuring media for sale

ORDERING INFORMATION

CAT NR.	CAPACITY	BOX QTY.
	(LITRES)	
MSR/P/F-1	1	40
MSR/P/F-2	2	25
MSR/P/F-3	3	20
MSR/P/F-5	5	15
MSR/P/F-6	6	12
MSR/P/F-8	8	12



212 **Smart Funnels** **FNL-8**
FNL-9B

Heavy duty translucent polypropylene construction

Designed with special contours in the funnel body for easy handling

Anti-splash & spill proof, with rim of the funnel curved

Complete with wire mesh screen, dust cover & flexible spout

Available in 2 sizes.
The larger size is available with drum bung attachment, which allows the funnel to be mounted direct onto drums with 2" threaded opening

Direct mounting on drums with 2" opening



ORDERING INFORMATION

CAT NR.	CAPACITY	BOX QTY.
	(LITRES)	
FNL/8	1.7	15
FNL/9B	3	15

FNL/9B
Capacity 3.0 litres
Dia 9-1/2" (240mm)

FNL/8
Capacity 1.7 litres
Dia 8" (250mm)

213

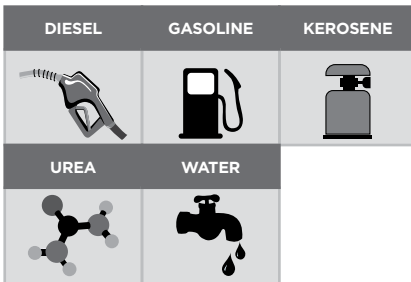
Fuel & Oil Funnels

FNL-11

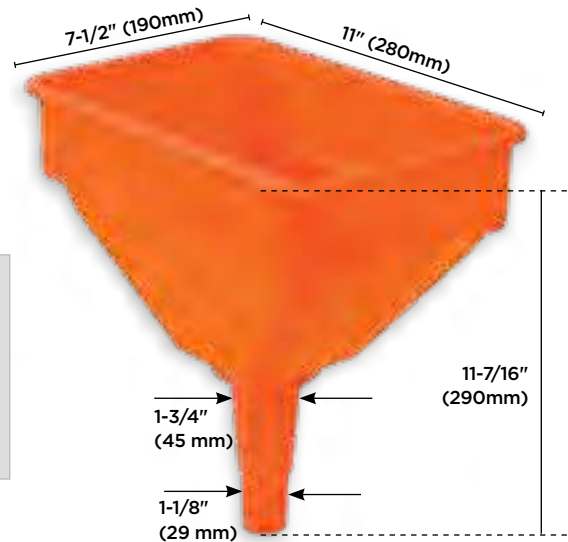

High flow fuel & oil funnel with extra large mouth for easy pouring

Heavy Duty polyethylene construction for outdoor use over varying temperature conditions

FLUIDS



Filter Screen



ORDERING INFORMATION

CAT NR.	TYPE	CAPACITY	BOX QTY.
		(LITRE)	
FNL/11	Without Filter Screen	4.7	15
FNL/11F	With Filter Screen		

214

Conical Funnels

FNL-6
FNL-7

Polyethylene funnels designed for use with virtually any media. Will never corrode or rust

WETTED COMPONENTS
Polyethylene

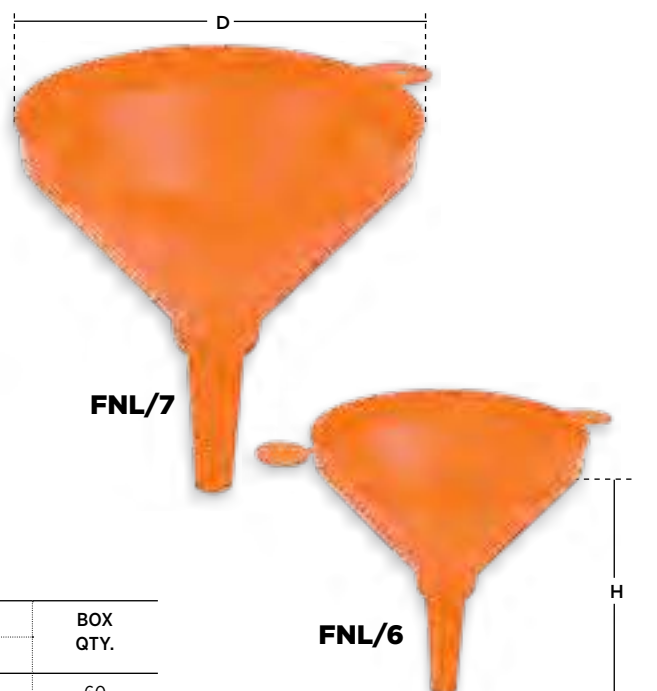
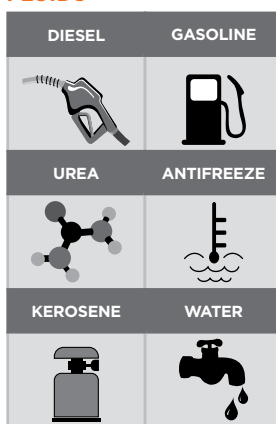
RECOMMENDED USE

Diesel, Gasoline, Kerosene, Urea, Oils, Antifreeze & Other Water based media

DO NOT USE WITH

Acids & other media at temperatures above 60°C

FLUIDS



ORDERING INFORMATION

CAT NR.	CAPACITY (LITRES)	HEIGHT (H)		DIAMETER (D)		BOX QTY.
		(INCH)	(MM)	(INCH)	(MM)	
FNL/6	0.65	6	153	5-3/4	146	60
FNL/7	1.80	8-11/32	214	8-11/32	212	40

Strong & sturdy hose reels with an all metal construction with a ribbed steel disk that prevents bending & flexing. Rolled edges for added strength & stability

Compact design allows these to be used in confined spaces with ease

Casseted Spring Design: Drive springs are manufactured from highest quality spring steel that ensures long life. Precise manufacturing guarantees a superior quality edge. Fully enclosed cassette design makes the spring resistant to corrosion caused by water & dirt, guaranteeing longer life & trouble free operation. Further this design makes it easy & safe for maintenance

Ratchet: Heavy duty dual ratchet reduces stress on spring providing smooth & balanced operation during hose extension & retraction. Dual ratchet teeth can lock hose in multiple usable positions

Multiple Position Guide Arm: Guide arms can be adjusted at 45° intervals that provides versatile floor, wall or truck mounting with a convenient mounting angle for hose to be released at optimum position

Reels are available with two options of guide arms: Dual guide arm option for medium & high pressure applications involving grease & oils. Dual guide arm design is structurally reinforced strengthened with metal ribs that prevent flexing and bending due to hose pull. Single guide arm option for low pressure applications involving air and water

Adjustable roller guide arm with nylon guide rollers reduces drag & wear

Inlet swivel reduces torque load on power spring for smoother hose movement & durability

1/4" (6.35 mm) thick steel base with easy mounting eyelet hole

All components are powder coated after cleaning, degreasing & phosphating ensuring a long lasting, durable & attractive finish.

Hose reels come with an option of 10m (32.8') & 15m (49.2') hose

Hose Reel accessories for floor mounting & angular mounting on walls are also available

Nylon guide rollers reduce drag & wear

Rolled edges resist bending

Adjustable hose stopper allows any desired length of hose to be maintained outside the reel

Cassette design protects spring from corrosion against water & dirt offering increased safety during repair / maintenance

1/4" (6.35 mm) thick steel base for added stability

8 position guide arm for convenient mounting on any surface

**AIR/WATER
LOW
PRESSURE
HOSE REELS**

Ribbed steel disk for maximum strength

Multi position ratchet locks hose at any desired length



MOUNTING BRACKET OPTIONS



SWV/HR/360
Floor Mounting Bracket
(available as spare)



SWV/HR/140
Wall Mounting Bracket
(available as spare)



HR-AW

HR-OL

HR-GR

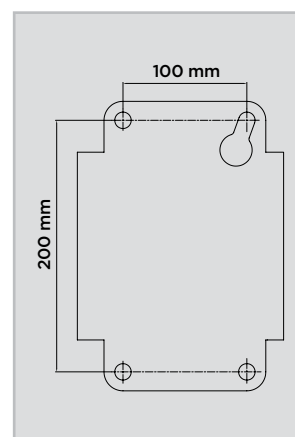
**OIL
MEDIUM
PRESSURE
HOSE REELS**



**GREASE
HIGH
PRESSURE
HOSE REELS**



Hose Reel
Bolt Pattern



SPARE PARTS & KITS

CAT NR.	DESCRIPTION	BOX QTY.
KIT/CSPR-HR-OL	Coil Spring Repair Kit	1
KIT/SFT/HR	Shaft Repair Kit	1

ORDERING INFORMATION

CAT NR.	MAX. PRESSURE	INLET/ OUTLET THREADS	HOSE ID		HOSE OD		HOSE LENGTH	BOX QTY.
			(INCH)	(MM)	(INCH)	(MM)		
AIR/WATER - LOW PRESSURE HOSE REELS								
HR/AW/10M/3-8/B	300 PSI	3/8	3/8	9.5	5/8	15.9	10	1
HR/AW/15M/3-8/B	300 PSI	3/8	3/8	9.5	5/8	15.9	15	1
HR/AW/10M/1-2/B	300 PSI	1/2	1/2	12.7	3/4	19	10	1
HR/AW/15M/1-2/B	300 PSI	1/2	1/2	12.7	3/4	19	15	1
OIL - MEDIUM PRESSURE HOSE REELS								
HR/OL/10M/3-8/B	2,000 PSI	3/8	3/8	9.5	23/32	18.1	10	1
HR/OL/15M/3-8/B	2,000 PSI	3/8	3/8	9.5	23/32	18.1	15	1
HR/OL/10M/1-2/B	2,000 PSI	1/2	1/2	12.7	7/8	21.5	10	1
HR/OL/15M/1-2/B	2,000 PSI	1/2	1/2	12.7	7/8	21.5	15	1
GREASE - HIGH PRESSURE HOSE REELS								
HR/GR/10M/1-4/B	5,800 PSI	1/4	1/4	6.35	5/8	15.9	10	1
HR/GR/15M/1-4/B	5,800 PSI	1/4	1/4	6.35	5/8	15.9	15	1
HR/GR/10M/3-8/B	4,000 PSI	3/8	3/8	9.5	3/4	19	10	1
HR/GR/15M/3-8/B	4,000 PSI	3/8	3/8	9.5	3/4	19	15	1



The #1 Selling Auto Rewind
Hose reel with features
unmatched by any in the
Industry

Safe storage system that
keeps hoses off the floor,
thus reducing costly hose
wear, avoiding accidents
& keeping workplace
organized

Made from weather
resistant, high impact UV
stabilized Polypropylene

Positive locking mechanism
allows mounting in any
position: on the wall, roof,
shelf etc.

Low rewind tension allows
easy hose pull out

Stainless Steel mouth for
improved hose & reel service
life

Includes Lift Handle,
Mounting Bracket that
enables 180° rotation

Supplied complete with
hose

**Available in 3 types for use
with**

1. Air/Water
(upto a max. working
temperature of 60°C)
2. Oil
3. Grease



AW2101

Air/Water Hose Reel
Hose Material: Reinforced PVC



OPM2101

Oil Hose Reel
Hose Material: Reinforced Rubber
(SAE R1)



GR2061

Grease Hose Reel
Hose Material: Reinforced Rubber
(SAE R2)



ORDERING INFORMATION

CAT NR.	DESCRIPTION	WORKING PRESSURE	HOSE LENGTH	HOSE I.D	REEL INLET	HOSE OUTLET	BOX QTY.
			(M)	(MM)			
AW2101	Compressed Air / Water	250 PSI	20	10	3/8" BSP (F)	1/4" BSPT (M)	1
OPM2101	Medium Pressure Oil	1,000 PSI	10	10	3/8" BSP (F)	1/2" NPT (M)	1
GR2061	Grease	5,000 PSI	10	6	1/4" BSP (F)	1/4" BSPT (M)	1

217

Electric Waste Oil Pump

EWOP

Special purpose electric pump for waste oil evacuation

Motor with thermal overload protection to prevent over heating

Self priming ZAMAC body with stainless steel shaft & cover can handle a wide variety of fluids

Flexible impeller design enables pumping high viscosity fluids at high flow rates

Dual threaded suction & discharge ports:
 3/8" NPT (F) on the inside & 3/4"-11.5 NH (M) on the outside

Suitable for pumping used engine oil, transmission oil, hydraulic oil etc.

Available in the following power source options:
 a. 220V, 50Hz AC
 b. 12V DC

Duty Cycle:
 45 min ON / 45 min OFF


WETTED COMPONENTS
 ZAMAC, Stainless Steel, Nitrile Rubber

RECOMMENDED USE
 Used Oil, Engine Oil, Transmission Oil, Hydraulic Oil, Water, Ethylene Glycol

DO NOT USE WITH
 Gasoline, any flammable media



EWOP/220/EU



Dual threaded suction & discharge ports

3/4" Garden Hose Thread (M)

3/8" NPT Thread (F)



EWOP/12



Extracting oil from the truck drain using AC power motor

SPECIFICATION

	EWOP/220/EU	EWOP/12
Flow Rate	23 LPM	17 LPM
Max. Pressure*	18 PSI (1.25 BAR)	
Suction Lift (Dry/Wet)	82 cm / 243 cm	
Discharge Head (Water)	12.2 M	
Max. Viscosity	2000 SSU (SAE 30)	
Power Cable Length	182 cm	-

* As pressure increases the flow rate will decrease.

ORDERING INFORMATION

CAT NR.	INPUT POWER	BOX QTY.
EWOP/220/EU	220V, 50HZ AC	1
EWOP/12	12V DC	1

Oil Drain with wheel mounted tank for gravity draining of motor, engine, gearbox & differential oils, transmission & power steering fluids etc. from all types of motor vehicles placed on auto lift or a pit

Centrally mounted 10 Litres capacity bowl is height adjustable & can be optimally positioned allowing oil draining as well as other maintenance operations

Durable all-steel design and reinforced castors; the unit provides a safe & affordable option for draining, transferring & evacuating used oil

Designed for excellent mobility, easy bowl positioning & simple to use pressurized evacuation

Comes complete with a 14" (355 mm) telescopic bowl that can be adjusted from 45" (1143 mm) to 72" (1828 mm)


68 Litre tank includes a preset air regulator that allows the use of standard compressed air upto 150 PSI (10 BAR)

Tank includes a safety valve and a reinforced dispensing hose that doubles as a sight gauge to prevent overfilling

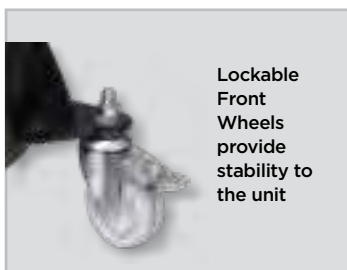
Bowl fitted with Anti-Splash Screen



Dispensing Hose doubles as a sight gauge to prevent over filling



Lockable Front Wheels provide stability to the unit



*Only in WOD/68A



WARNING

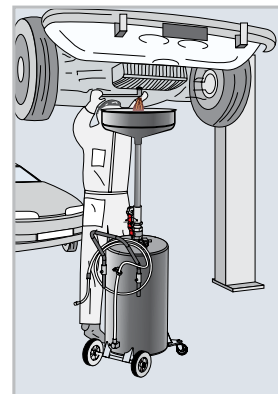
Do not use with fuels and corrosive media

SPECIFICATIONS

Tank Capacity	68 Litres
Max. Collection Capacity	55 Litres
Bowl Capacity	10 Litres
Bowl Inner Diameter	14" (355 mm)
Length Of Draining Hose	2m
Maximum Height	72" (1828 mm)
Minimum Height	45" (1143 mm)
Recommended Draining Pressure	8 PSI (0.5 BAR)

ORDERING INFORMATION

CAT NR.	DESCRIPTION	BOX QTY.
WOD/68A	Waste oil drain with anti splash screen	1



Used Oil being drained from vehicle in an automotive workshop

219

Waste Oil Drain Gravity Feed

WOD-30

WOD-50

Oil Drain with wheel mounted tank for gravity draining of motor, engine, gearbox & differential oils, transmission & power steering fluids etc. from all types of motor vehicles placed on auto lift or a pit

Centrally mounted 10 Litres capacity bowl is height adjustable & can be optimally positioned allowing oil draining as well as other maintenance operations

Bowl comes fitted with anti splash screen

Durable all-steel design and reinforced castors; the unit provides a safe & affordable option for draining, transferring & evacuating used oil

Designed for excellent mobility, easy bowl positioning & simple to use gravity evacuation

Comes complete with a 14" (355 mm) telescopic bowl with height adjustment option

Tank comes fitted with sight gauge to check waste oil level & a ball valve to drain out oil

Waste Oil Drain with bowl fitted with Anti-Splash Screen



WARNING

Do not use with fuels and corrosive media

SPECIFICATIONS

	WOD-30G	WOD-50G
Tank Capacity	30 litres	50 litres
Bowl Capacity	10 litres	10 litres
Bowl Inner Diameter	355 mm (14")	355 mm (14")
Maximum Height	1400 mm (55")	1613 mm (63-1/2")
Minimum Height	1016 mm (40")	1016 mm (40")

ORDERING INFORMATION

CAT NR.	BOX QTY.
WOD/30G	1
WOD/50G	1

220

Heavy Duty Steel Truck Drain

TD-68

TD-90

Rugged & heavy duty steel truck drains designed for use with heavy duty commercial vehicles, buses & other low profile automobiles

Low height design makes it useful for most automobiles

Removable anti splash tray reduces splash & prevents particles larger than 0.20" (5 mm) dia. to enter into the tank

Suited to collect waste fluids - motor oils, transmission fluids, coolants etc.

Comes with 3" x 1" rubber wheels & front swivel castor for easy movement

Drain capacity:

- a) 68 litres
- b) 90 litres

Available in 3 Versions:


1. **Gravity Oil Drain**
2. **Oil Drain with Manual Rotary Pump**
Manual rotary pump offers a discharge of upto 1 litre / 5 turns
3. **Oil Drain with Electric Pump**
 - Flexible Impeller design electric pump enables it to pump high viscosity fluid at high flow rate
 - Duty cycle: 45 min On / 45 min Off
 - UL approved motor
 - Motor has thermal overload protection to prevent over heating

WETTED COMPONENTS

Steel, PVC, ZAMAC*, Stainless Steel, NBR**

* Only in Truck Drain with Electric Pump Model

** Only in Truck Drain with Manual Pump & Electric Pump Models




TD/68E/12

With Electric Pump



TD/68G

Gravity Oil Drain



TD/68P

With Manual Rotary Pump

ORDERING INFORMATION

CAT NR.	RESERVOIR CAPACITY	LENGTH		WIDTH		HEIGHT		PUMP DISCHARGE	BOX QTY.
	(LITRES)	(INCH)	(MM)	(INCH)	(MM)	(INCH)	(MM)		
GRAVITY OIL DRAIN									
TD/68G	68	41.92	1065	22	560	7-1/2	190	—	1
TD/90BF/G	90	47.8	1215	29.5	750	8.3	212	—	1
OIL DRAIN WITH MANUAL ROTARY PUMP									
TD/68P	68	41.92	1065	22	560	7-1/2	190	Upto 1 litre / 5 turns	1
TD/90BF/P	90	47.8	1215	29.5	750	8.3	212		1
OIL DRAIN WITH 220 V 50 HZ AC PUMP									
◆TD/68E/220/EU	68	41.92	1065	22	560	7-1/2	190	Upto 23 LPM	1
◆TD/90E/220/EU	90	47.8	1215	29.5	750	8.3	212		1
OIL DRAIN 12 V DC PUMP									
◆TD/68E/12	68	41.92	1065	22	560	7-1/2	190	Upto 17 LPM	1
◆TD/90E/12	90	47.8	1215	29.5	750	8.3	212		1

◆NEW

221

**Truck
Drain**

TD-17

Truck drains eliminate the need to lift vehicles for changing oil or coolant

With a capacity of 65 litres & total height 7-3/4" (195mm) the reservoir is moulded from lightweight yet robust high impact polyethylene

Removable anti-splash screen prevents solid particles/debris of over 0.15" (3.8 mm) dia. from entering tank

Recessed pocket at each corner provides storage space for drain plugs & filters

Baffles inside the reservoir prevents any oil spillage during transport

Hose hanger for safe keeping the hose when not in use

4" (100 mm) nylon castors gives better manoeuvrability

Designed for use with heavy-duty trucks, buses, RV's & other low profile automobiles

Available in 3 Versions:

1. Gravity Oil Drain
2. Oil Drain with Manual Rotary Pump
3. Oil Drain with Electric Oil Pump:
 - Flexible Impeller design electric pump enables it to pump high viscosity fluid at high flow rate
 - Duty cycle: 45 On/45 min Off
 - UL approved motor
 - Motor has thermal overload protection to prevent over heating

WETTED COMPONENTS

Polyethylene, PVC, Steel, Cast Iron*, ZAMAC**, SS**, NBR***

* (Only for TD/17/P)

** (Only in TD/ 17/E)

*** (Only in TD/17P & TD/17E)

RECOMMENDED USE

Lubricating Oil (upto SAE 90), Non Corrosive Media, Waste Fluids including Motor Oil etc.

FLUIDS

OILS



TD/17E/12
With Electric Pump



ORDERING INFORMATION

CAT. NR.	DESCRIPTION	PUMP DISCHARGE	BOX QTY.
TD/17G	Gravity Oil Drain	-	1
TD/17P	Oil Drain with manual rotary pump	Upto 1 litre / 5 turns	1
◆TD/17E/220/EU	Oil Drain with 220V Electric Oil Pump	Upto 23 LPM	1
◆TD/17E/12	Oil Drain with 12V Electric Oil Pump	Upto 17 LPM	1

◆NEW

222 **Drain Pan** **ODP-16**

High Density Polyethylene Construction

Chemical / Solvent Resistant

Designed to ship in nested form

Approximate Size
23.22" × 18.43" × 5.78"
(590 mm x 468 mm x 147 mm)



ODP/16



ODP-16/GN



Designed to ship in nested form

ORDERING INFORMATION

CAT NR.	CAPACITY	COLOUR	RECOMMENDED USE	BOX QTY.
	(LITRE)			
ODP/16/GN	16	Green	Antifreeze	15
ODP/16	16	Black	Waste Oil	15

223

Heavy Duty Explosion Proof High Flow Electric Fuel Pumps

FPM-HF

Heavy duty industrial grade fuel pumps designed for heavy duty use in agriculture, construction, automotive & industrial applications

Rain & weather proof for tough outdoor use

Lightweight, yet strong non corroding aluminum die cast construction

Geared pump design using precision sintered metal gears

Geared construction makes the pump tolerant to contaminants in fuel, in addition to offering tremendous suction & minimal noise

UL & cUL listed motor

Duty Cycle: 30 minutes on / 30 minutes off

Select models available with meter & filter

WETTED COMPONENTS

Aluminium, Steel, Cast Iron, Nylon, NBR, Zinc, Viton, Stainless Steel.

RECOMMENDED USE

Petrol, Diesel, E-15 Fuel, Kerosene, Bio Diesel

Nozzle hangar for safe storage of nozzle when not in use

Provision to pad lock



Manual fuel control nozzle with built-in swivel

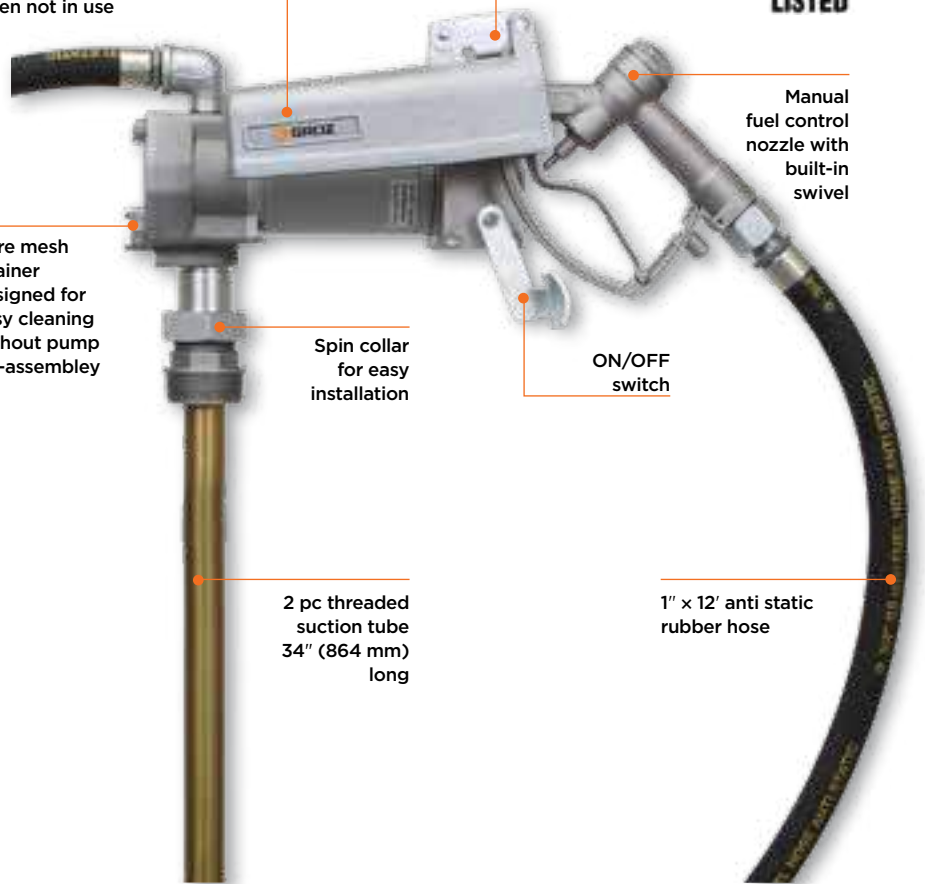
Wire mesh strainer designed for easy cleaning without pump dis-assembly

Spin collar for easy installation

ON/OFF switch

2 pc threaded suction tube 34" (864 mm) long

1" x 12' anti static rubber hose



GEAR PUMP	FLOW RATE
	UPTO 75 LPM*

FLUIDS

PETROL	DIESEL	BIO DIESEL	KEROSENE

ORDERING INFORMATION

CAT NR.	DESCRIPTION	BOX QTY.
FPM/12/HF/D	12V DC fuel pump complete with suction tube, bung nut, power cable, discharge hose & manual nozzle	1
FPM/12/HF/MT/D	FPM/12/HF/D pump system along with mechanical fuel meter	1
FPM/12/HF/FMT/D	FPM/12/HF/D pump system along with mechanical fuel meter & fuel filter	1
SPARE PARTS & KITS		
MOT/FPM/12/HF/D	Motor For Electric Fuel Pump, 12V DC - High Flow	1
ZSA/HOS/FPM/12/HF	Replacement Fuel Hose (Anti Static)	1

SPECIFICATIONS

Description	Heavy Duty 12V DC
Flow Rate (At Pump Outlet)	Upto 75 LPM*
Explosion Proof Motor	1/7 HP 12V DC
Amp	30 Amp
Internal Bypass Valve	Yes
Suction Pipe	Steel
Hose	1" x 12' anti static hose
Tank Adapter	2" threaded
Inlet	1" NPT
Outlet	1" NPT
Dispensing Nozzle	1" Manual with swivel
Battery Cable (2 Wires)	15'

*Measured at pump outlet with vehicle engine switched on



Heavy Duty Explosion Proof Electric Fuel Pumps

Heavy duty industrial grade fuel pumps designed for everyday use in agriculture, construction, automotive & industrial applications

Rain & weather proof for tough outdoor use

Lightweight, yet strong non corroding aluminum die cast construction

Geared pump design using precision sintered metal gears

Geared construction makes the pump tolerant to contaminants in fuel, in addition to offering tremendous suction & minimal noise

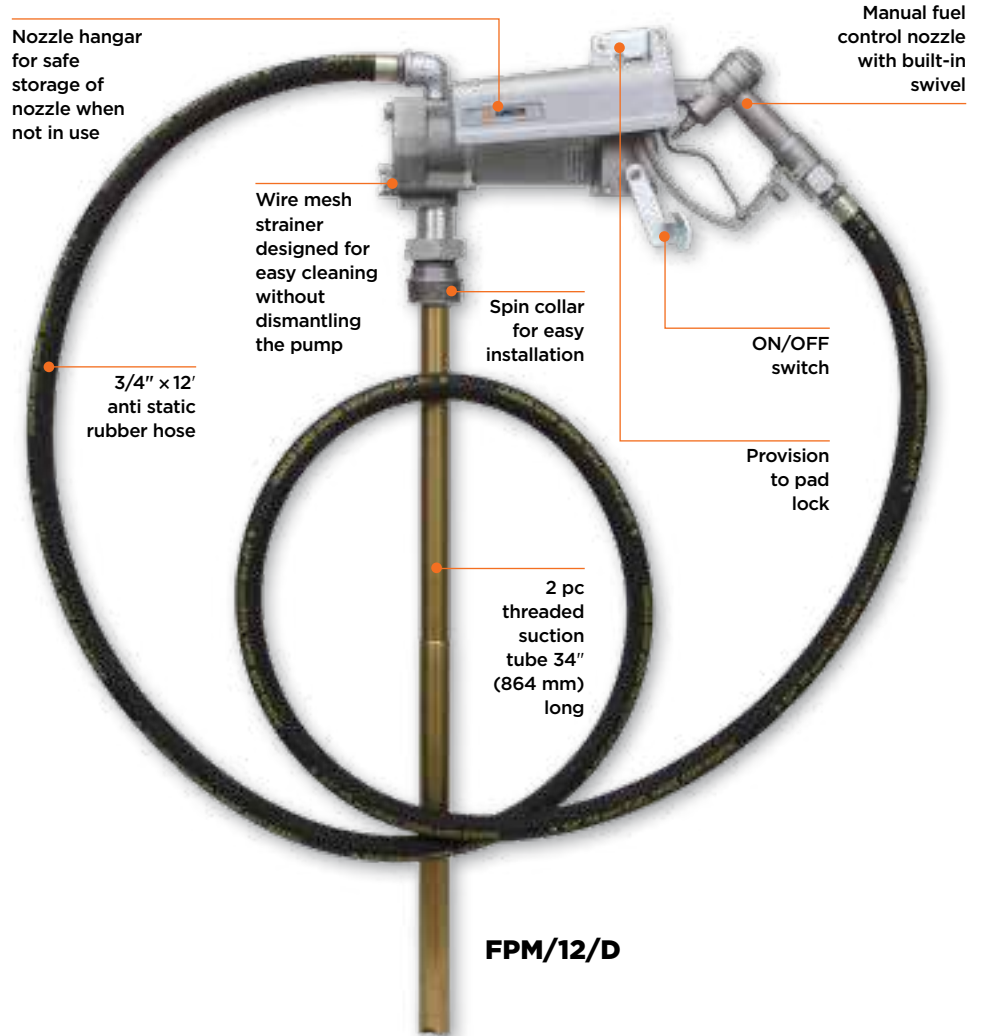
UL & cUL listed motor

Duty Cycle: 30 minutes on / 30 minutes off


Select models available with meter & filter

WETTED COMPONENTS
Aluminium, Steel, Cast Iron, Nylon, NBR Zinc, Viton, Steel Stainless

RECOMMENDED USE
Petrol, Diesel, E-15 Fuel, Kerosene, Bio Diesel



FPM/12/D


GEAR PUMP	FLOW RATE
	UPTO 57 LPM

SPECIFICATIONS

	FPM-12	FPM-24
Description	Heavy Duty 12V DC	Heavy Duty 24V DC
Flow Rate (At Pump Outlet)	Upto 57 LPM*	Upto 57 LPM*
Explosion Proof Motor	1/7 HP 12V DC	1/7 HP 24V DC
Amp	25 Amp	11 Amp
Internal Bypass Valve	Yes	Yes
Suction Pipe	Steel	Steel
Hose	3/4" x 12' anti static hose	3/4" x 12' anti static hose
Tank Adapter	2" Threaded	2" Threaded
Inlet	1" NPT	1" NPT
Outlet	3/4" NPT	3/4" NPT
Dispensing Nozzle	3/4" manual with swivel	3/4" manual with swivel
Battery Cable (2 Wire)	15'	15'

* Measured at pump outlet with vehicle engine switched on


PUMP INTERNALS



DRUM MOUNTING



FPM



FPM/12/FMT/D

ORDERING INFORMATION

CAT NR.	DESCRIPTION	BOX QTY.
FPM/12/D	12V DC fuel pump complete with suction tube, bung nut, power cable, discharge hose & manual nozzle	1
FPM/24/D	24V DC Fuel Pump complete with suction tube, bung nut, power cable, discharge hose & manual nozzle	1
FPM/12/MT/D	FPM/12/D Pump System along with mechanical fuel meter	1
FPM/12/FMT/D	FPM/12/D Pump System along with mechanical fuel meter & fuel filter	1

SPARE PARTS & KITS

MOT/FPM/12/D	Motor for Electric Fuel Pump, 12V DC	1
MOT/FPM/24/D	Motor for Fuel Pump 24 VOLTS DC	1
ADP/BNG/FPM/12	Aluminium Casting - Bung Adaptor For FPM/12 after felling O	1
FPM/KIT/SK	Spare Seal Kit Containing 1 Each Of ORG/BS154, ORG/V/BS809,	1
FPM/KIT/GK	Spare Gear Kit Containing 2 GEAR/FPM/12 & 1 KEY/GEAR/FPM/12	1
FPM/KIT/SA/DC	Switch Assembly Kit For DC Pumps	1
FPM/KIT/PC	Power Cable Assembly Kit For FPM Pump	1
ZSA/HOS/FPM/12	Replacement Fuel Hose (Anti Static)	1
ZDF/3-4	Connector	1
ZDF-01	Connector	1

FLUIDS

PETROL	DIESEL
BIO DIESEL	KEROSENE



225 Continuous Duty Electric Diesel Pump CDP

Diesel Transfer Pump, ideal for use on stationary tanks, fixed fuel transferring systems & dispensers and other similar industrial applications

Lightweight, yet strong non corroding aluminium die cast construction

Self priming vane pump

Continuous Duty Cycle with thermal overload protection


WETTED COMPONENTS

Aluminium, Nitrile Rubber, Steel, Nylon

RECOMMENDED USE

Diesel & Kerosene



FLOW RATE	5 VANE PUMP
UPTO 56 LPM	

SPECIFICATIONS

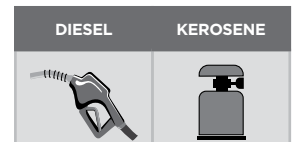
Description	220V AC
Flow Rate (At Pump Outlet)	Upto 56 LPM*
Motor	1/2 HP 220V AC, 50/60 Hz
Rpm	2800
Internal Bypass Valve	Yes
Inlet/ Outlet	1" BSP (F)
Power Cable Length	2m
Duty Cycle	Continuous Duty
Horizontal Distance Discharge	50'
Vertical Distance Discharge	20'

*Measured at pump outlet with vehicle engine switched on

ORDERING INFORMATION

CAT NR.	INLET / OUTLET	BOX QTY.
CDP/220UR/EU	1" BSP	1
SPARE PARTS & KITS		
KIT/RPR/CDP	Repair Kit	1

FLUIDS



226

Mini Bowser Diesel Refilling System

CBN

A compact & convenient system designed for all stationary diesel refilling applications

Extremely versatile, the bowser can be installed directly on a wall, on an existing structure with screws or directly on a tank

The dispensing system is equipped with a continuous usage self-priming diesel pump, high precision mechanical meter, nozzle & hose: encased in sturdy, weather-proof metal housing. This casing has an in-built nozzle holder, nozzle hangar & a lever ON/OFF switch

Continuous Duty Electric Fuel Pump

Self priming, vane pump with an integral bypass valve is equipped with a self ventilated, 1/2 HP motor with thermal overload protection. This makes it suitable for continuous usage

Mechanical Diesel Meter
Nutating disc mechanical meter with litre display, flow rate of 20-120 LPM & pressure rating 145 PSI

Fuel Control Nozzle - Automatic
Dual mode nozzle - Manual & Automatic. Sensor in the discharge spout outlet automatically shuts off supply when fuel level in the tank reaches the discharge spout. The nozzle is equipped with a swivel at the inlet for convenience in usage

Fuel Hose
3.6m (10.5') x 1" (ID) long antistatic fuel hose

Nozzle Holder
In-built into the metal casing for keeping hose safe when not in use

Hose Hangar
For safe storage of nozzle



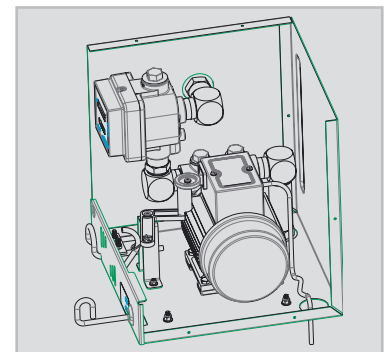
FLOW RATE	METER ACCURACY
UPTO 44 LPM	± 1%

SPECIFICATIONS

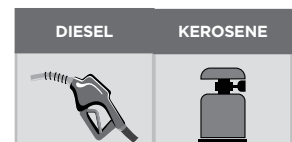
System / Bowser Description	220V AC
Inlet / Outlet	1" BSP (F)
Pump Motor	1/2 HP 220V AC, 50 Hz
Pump Rpm	2700
Duty Cycle	Continuous Duty
Power Cable Length	2m
Meter Accuracy	± 1%
Meter Least Count	0.10 litres
Max. Resettable Batch Total	999.9 litres
Max. Non Resettable Totalizer	999999 Litres
Hose Length	3.6m x 1" ID

ORDERING INFORMATION

CAT NR.	DESCRIPTION	INLET / OUTLET	BOX QTY.
CBN/220EU/L/A	1/2 HP 220V AC, 50/60 Hz. power cord	1" BSP	1



FLUIDS





Portable diesel transfer pumps designed for everyday use in agricultural, construction, automotive & industrial applications

Lightweight, yet strong non-corroding aluminium die cast construction

Self priming vane pump design

Bypass valve keeps the motor safe even when the outlet is closed

Duty Cycle:
30 minutes ON /30 minutes OFF

Pump inlet & outlet threaded 3/4" (F)

Includes pump with base plate & lift handle

Includes strainer & 2m long battery cable with fuse & clamps, aluminium nozzle for controlling fuel delivery. Hardware supplied includes 3 hose barbs (3/4") & 4 hose clamps


Supplied complete with 4m x 3/4" ID hose that can be cut into two parts for use as a suction & delivery hose

WETTED COMPONENTS

Steel, Aluminum, Zinc, Nylon, Nitrile Rubber & PVC Nitrile

RECOMMENDED USE

Diesel & Kerosene




SPECIFICATIONS

	12V DC	24 V DC
Motor	1/4 HP 12V DC	1/4 HP 24V DC
Rpm	2600	2600
Amp	18 Amp	11 Amp
Internal Bypass Valve	Yes	Yes
Battery Cable (2 Wire)	2m	2m
Duty Cycle	30 mins. On/ 30 mins Off	30 mins. On/ 30 mins Off

WARNING



Do not use with flash point below 38°C such as Petrol or Alcohol. Sparking could result in explosion causing fatal injury

FLOW RATE	5 VANE PUMP
UPTO 46 LPM	

ORDERING INFORMATION

CAT NR.	DESCRIPTION	BOX QTY.
EDP/12M/ST	12V DC	1
EDP/24M/ST	24V DC	1

FLUIDS

DIESEL	KEROSENE
	

228 Submersible Diesel Pump **SDP-12**

12 V DC powered complete and easy to install submersible pump

Suitable for on-site diesel refuelling at construction sites, farms, cement plants & mining sites etc.

Pump features a water tight corrosion and rust proof PVC casing covering the motor completely making it suitable to be used as a high quality, submersible pumping unit.

Easy to clean filter keeps contaminants away

Duty Cycle: 60 minutes ON / 60 minutes OFF

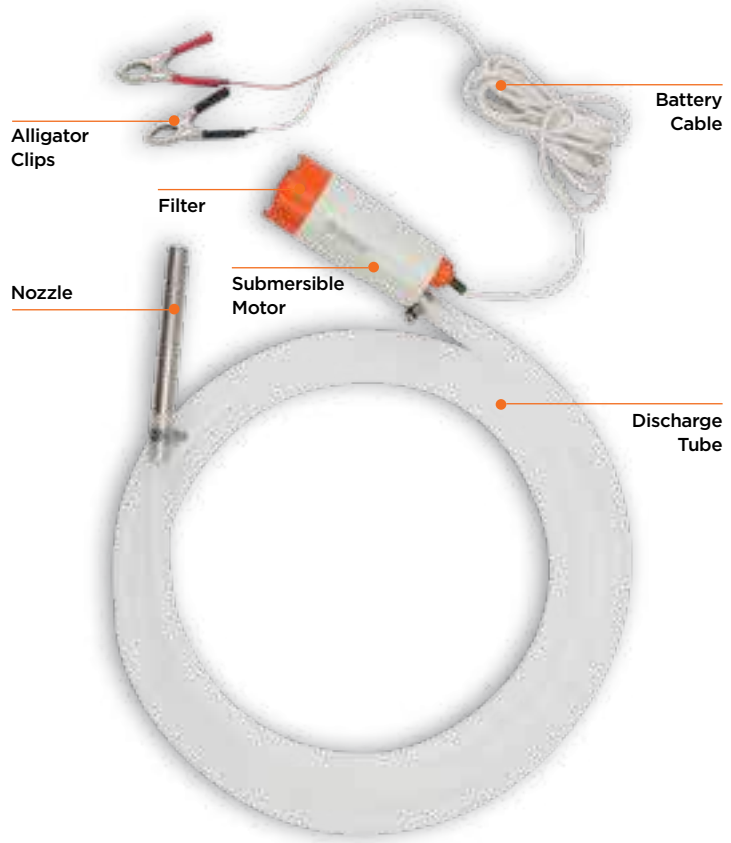
Comes complete with 4m (13') of cable with 2 alligator clamps and 3m (9.8') flexible hose and a Nozzle.

WETTED COMPONENTS
PVC, PP, NBR, Zinc, Stainless Steel, PE, PU

RECOMMENDED USE
Kerosene, Diesel, Water, Untreated water (Not safe for drinking)

DO NOT USE WITH
Gasoline or Other volatile liquids.

Do not run dry



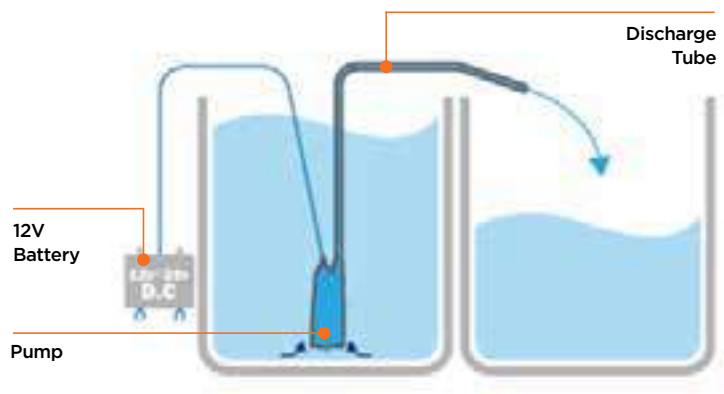
DELIVERS	POWER SOURCE
UPTO 15 LPM AT 1 M HEIGHT	12V DC

SPECIFICATION

Motor Type	Submersible
Motor Rating	12V DC
Body Dia.	54 mm (2.13")
Max. Discharge Head	Upto 11m (36.1')
Discharge Hose Length	3m (9.8')
Gross Weight	Approx. 575 g (20.3 oz)

ORDERING INFORMATION

CAT NR.	BOX QTY.
SDP/12	5



FLUIDS



229 Industrial Rotary Fuel Pumps RBP-3V

Industry standard for rotary pumps, these are by far the heaviest duty pumps, ideal for tough outdoor use in extreme weather conditions. Suitable for transferring media into smaller container or for quick refuelling of diesel powered vehicles or equipment

Deliver media with a head / lift upto 20' (6 metres)

Solid cast iron construction, fully CNC machined to close tolerances

Pump handle rotates a high quality sintered powder metal 3 vane rotor inside a highly finished pumping chamber

Graphite vanes are self lubricating & non wearing

High quality graphite seal allows the pump to be used with a wide variety of fluids


Self priming operation with discharge up to 38 LPM

For use with 50-210 litre barrels

WETTED COMPONENTS
Cast Iron, Steel, Graphite, Paper, Polypropylene

RECOMMENDED USE
Petroleum based fluids, Diesel, Petrol & Kerosene

DO NOT USE WITH
Water Based Media

DELIVERS	3 VANE PUMP
UPTO 38 LPM	

RBP/3V








KIT/RBP/3V



ORDERING INFORMATION

CAT NR.	DETAILS	BOX QTY.
RBP/3V	Pump with steel discharge spout	1
RBP/3V/H	Pump with 8' anti static hose, nozzle & nozzle holder	1
SPARE PARTS & KITS		
KIT/RBP/3V	Repair Kit includes pump head gasket, graphite vanes (3), vane springs (3), shaft nut, packing & packing nut	1

FLUIDS

230

Rotary Booster Pump 3:1

RB-3

Geared Rotary Barrel Pump with 3 times discharge per rotation; for every turn of the handle the rotor turns 3 times


Ideal for use where volume fuel dispensing is needed, such as construction sites, workshop, aviation, farms boat etc.

Aluminium die cast pump with sintered gear driven die cast rotor & vanes

Complete with 3 pc threaded suction tube for use on 50-210 litre drums

RECOMMENDED USE

Petrol, Diesel & Kerosene



"Built-in" nozzle holder

Aluminum die cast handle with security locking latch

2" cast iron bung adaptor

1.8 m discharge hose with metal nozzle, spring and hose clamp

EMPTIES
210 L DRUM
3
MINUTES

FLUIDS



ORDERING INFORMATION

CAT NR.	BOX QTY.
RB/3H	1

DELIVERS 2 VANE PUMP

UPTO 500 ML / ROTATION

231

Rapidflo™ Rotary Fuel Transfer Pump

GT-01

Highly durable, high quality impeller pump incorporating a gearbox for high output and easy operation

Pumps easily in both directions

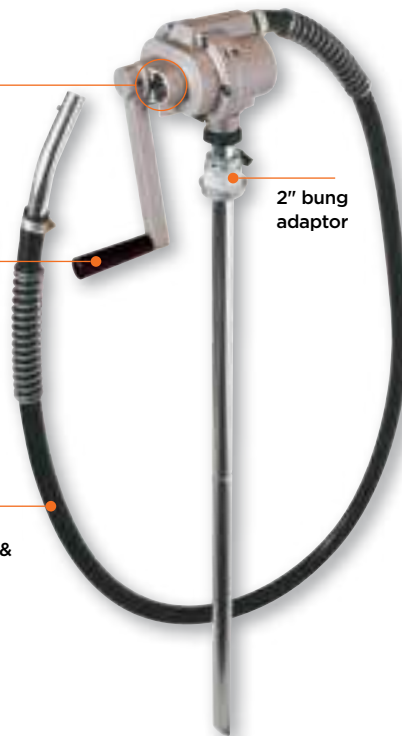
In built strainer

Ideal for rapid transfer of fuels on construction sites, aviation etc.

Suitable for 50-210 Litre Drums

RECOMMENDED USE

Diesel, Petrol, Kerosene and Lubricating Oil upto SAE 30



"Built-in" nozzle holder

Aluminum die cast handle with security locking latch

2.4m rubber delivery hose & nozzle

2" bung adaptor



EMPTIES
210 L DRUM
2
MINUTES

FLUIDS



ORDERING INFORMATION

CAT NR.	BOX QTY.
GT-01	1

DELIVERS

UPTO 800 ML / ROTATION

232 Mechanical Diesel Meter FM-10

High accuracy flow meter with mechanical register

Nutating disc mechanism offers high tolerance to contaminated fuels

Meter is designed for both In-Line applications & gravity flow (with a minimum gravity head of 4')

Ideal for use with electric fuel pumps

Register cap can be easily removed & rotated to every 90° orientation for convenient read out

Robust aluminium die cast construction

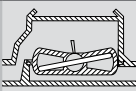
Easy user re calibration

WETTED COMPONENTS
Aluminium, Butyl Terephthalate, Nitrile Rubber

RECOMMENDED USE
Diesel, Biodiesel, Oils

DO NOT USE WITH
Petrol, Water based media



FLOW RATE	MAX. WORKING PRESSURE	NUTATING DISC MECHANISM
20-120 LPM	145 PSI (10 BAR)	
WORKING TEMPERATURE RANGE		
-10°C TO 60°C		



Display can be changed by rotating the card in its housing thus ensuring greater versatility in positioning

SPECIFICATIONS


Accuracy	± 1%
Repeatability	± 0.30 %
Max. Working Pressure	145 PSI (10 BAR)
Burst Pressure	435 PSI (30 BAR)
Pressure Loss	3 PSI (0.20 BAR)
Max. Resettable Batch Totalizer	999 Litres
Max. Non Resettable Batch Totalizer	9,99,999 Litres
Least Count/ Resolution	0.10 Litre
Max Viscosity Of Media	5.35 cst

Note: Not to be used for commercial sale

ORDERING INFORMATION

CAT NR.	THREADS	BOX QTY.
FM-10/0-1/BSP	1" BSP (F)	1

FLUIDS



233 Digital Fuel Meter **FM-20**

Digital Turbine meter for low viscosity fluids, easy to install in line or for end of the line applications

Polyamide turbine measuring mechanism

Electronic display using two AAA 1.5V batteries

Aluminium body and sealed electronic card makes it suitable for use in severe weather conditions

Bi-directional: Display can be rotated in 4 different positions

Measures in litres, quarts, pints & gallons

Easy user re calibration

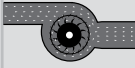
Either ports can be used as inlet/outlet

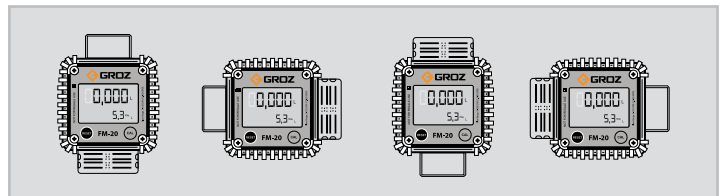
WETTED COMPONENTS
Aluminum & Polyamide

RECOMMENDED USE
Diesel, Petrol, Bio Diesel, Windshield Fluid, Water

DO NOT USE WITH
Oils



FLOW RATE	MAX. WORKING PRESSURE	TURBINE MECHANISM
7-120 LPM	300 PSI (20 BAR)	
WORKING TEMPERATURE RANGE		
-10°C TO 50°C		



Display can be changed by rotating the card in its housing thus ensuring great versatility in positioning

SPECIFICATIONS






Accuracy	± 1%
Repeatability	± 0.30 %
Burst Pressure	580 PSI (40 BAR)
Working Temperature	-10°C to 50°C
Max. Resettable Batch Totalizer	99,999 Litres
Max. Non Resettable Batch Totalizer	9,99,999 Litres
Least Count/ Resolution	0.001 units
Max. Viscosity Of Media	5.35 cst
Water Resistance	IP 55

Note: Not to be used for commercial sale

ORDERING INFORMATION

CAT NR.	THREADS	BOX QTY.
FM/20/0-1/BSP	1" BSP (M) x 1" BSP (F)	1

FLUIDS

DIESEL	PETROL	BIO DIESEL
		
WINDSHIELD FLUID		WATER
		

High accuracy flow meter with mechanical register

Oval Gear mechanism allows use of meter with flow rates as low as 3 LPM

Meter is designed for both in-line applications & gravity flow (with a minimum gravity head of 4')

Ideal for use with electric fuel pumps

Register cap can be easily removed & rotated to every 90° orientation for convenient reading

Supplied with integrated mesh strainer

Robust aluminium die cast construction

WETTED COMPONENTS
Aluminium, Viton, Mild Steel, Resin, Acetal

RECOMMENDED USE
Diesel & Kerosene

DO NOT USE WITH
Water Based Media

6 digit accumulative totalizer (max. 999,999 litres)



4 digit re-settable batch totaliser (max. 999.9 litres)

FLOW RATE	MAX. WORKING PRESSURE	OVAL GEAR MECHANISM
3-80 LPM	145 PSI (10 BAR)	

SPECIFICATIONS

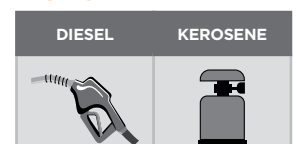
Flow Rate	3 to 80 LPM
Inlet/Outlet	1" BSP (F)
Accuracy	± 1%
Repeatability	± 0.30 %
Max. Working Pressure	145 PSI (10 BAR)
Max. Resettable Batch Totalizer	999.9 Litres
Max. Non Resettable Batch Totalizer	9,99,999 Litres
Least Count/ Resolution	0.10 Litre

Note: Not to be used for commercial sale

ORDERING INFORMATION

CAT NR.	DESCRIPTION	BOX QTY.
MFM/DM100/BSP	Oval Gear Fuel Meter	1
SPARE PARTS & KITS		
ME041S	Register Assembly	1
ME023S	Rotor Repair Kit	1

FLUIDS



235 In-line Flow Meter MFM -M10

Heavy-duty high accuracy flow meter with mechanical register

Oval gear mechanism

Meter is designed for both in-line applications & gravity flow (with a minimum gravity head of 4')

Flexibility of installation options (e.g. can be mounted horizontally or vertically; no flow conditioning required)

Meter construction enables fast and easy on-site servicing without removal from application

Handles a wide variety of media from fuels to high viscosity oils upto SAE 140

Robust aluminium cast construction

Meter accuracy is verified by a factory calibration check after which an individual metrology report is issued

6 Digit Accumulative Totalizer (max. 999,999 litres)

4 Digit Re-Settable Batch Totaliser (max. 999.9 litres)

Inlet / Outlet 1" BSP(F)



FLOW RATE	MAX. WORKING PRESSURE	OVAL GEAR MECHANISM
6-120 LPM	500 PSI (35 BAR)	

SPECIFICATIONS

Flow Rate	6 to 120 LPM
Inlet / Outlet	1" BSP (F)
Accuracy	± 1%
Repeatability	± 0.03 %
Max. Working Pressure	500 PSI (35 BAR)
Max. Resettable Batch Totalizer	999.9 Litres
Max. Non Resettable Batch Totalizer	9,99,999 Litres
Least Count/ Resolution	0.10 Litre

Note: Not to be used for commercial sale

ORDERING INFORMATION

CAT NR.	BOX QTY.
MFM/M10/BSP	1

FLUIDS

DIESEL	KEROSENE	OIL
		

NEW!

Heavy duty, high accuracy electronic fuel meter

Electronic display using 2 × 1.5V alkaline battery

Oval gear mechanism that provides high accuracy over a wide range of fluids with reduced loss of head

Aluminium body with built in suction filter

Measures in litres, quarts, pints & gallons


Easy user recalibration

RECOMMENDED USE
Diesel

DO NOT USE WITH
Water based media, Acids etc

WETTED COMPONENTS
Polyoxymethylene, Aluminium, Steel, Neodymium



FLOW RATE	MAX. WORKING PRESSURE
2.64 TO 26.4 GPM (10 TO 100 LPM)	435 PSI (30 BAR)
WORKING TEMPERATURE RANGE	GEARED PUMP
-10° TO 60°C (-14° TO 140°F)	




SPECIFICATIONS

Accuracy	± 0.5%
Repeatability	± 0.2%
Max Working Pressure	435 PSI (30 BAR)
Partial Total	0.001 to 99999 units
Max Resettable Total	9,99,99 (5 digits with × 100 indicator) units
Max Non-Resettable Total	9, 99,99,999 (8 digits with × 100 indicator) units
Least Count/ Resolution	Upto 0.001 units
Viscosity	Upto upto 2000 cst

ORDERING INFORMATION

CAT NR.	INLET / OUTLET	BOX QTY.
FM/25/3-4/BSP	3/4" BSP (F)	1
FM/25/0-1/BSP	1" BSP (F)	1

FLUIDS

OIL	DIESEL	ANTIFREEZE
		

237 Fuel Control Nozzles Manual

For use with electric fuel pumps & gravity feed applications

All metal construction with the body, discharge spout, trigger & guard made from aluminium

Available with a swivel at the inlet. Hose swivel at inlet offers increased maneuverability & convenience in use

Manual control; also includes continuous flow switch for unattended dispensing




Designed for minimal back pressure & reduction in flow

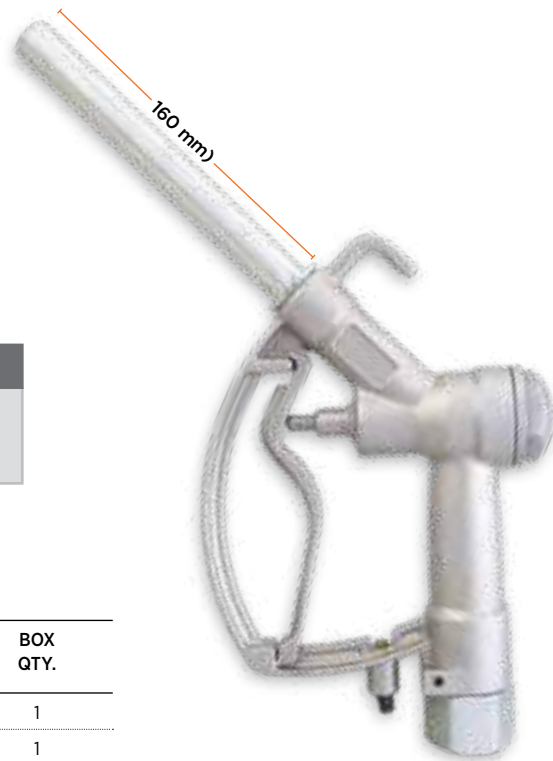
WETTED COMPONENTS

Aluminum, Steel, Nylon, Nitrile Rubber

MAX. WORKING PRESSURE
50 PSI (3.45 BAR)

FLUIDS

DIESEL	KEROSENE	PETROL
		



ORDERING INFORMATION

CAT NR.	INLET THREAD	SPOUT OUTER DIA.	MAX. FLOW RATE	BOX QTY.
		(MM)	(LPM)	
FCN/S/3-4/3-4/N	3/4" NPT (F)	19	57	1
FCN/S/0-1/0-1/N	1" NPT (F)	25	75	1

238 Fuel Control Nozzles Automatic

FCNA

For use with Electric Fuel Pumps

Dual Mode: Manual & Automatic. Sensor built into the discharge spout outlet automatically shuts off supply once fuel level in the tank reaches that of the outlet discharge spout

Heavy-duty cast aluminum body, trigger & guard from thermoplastic & protective vinyl grip on the nozzle body

WETTED COMPONENTS
Aluminium, Viton

MAX. WORKING PRESSURE
50 PSI (3.45 BAR)

FLUIDS

DIESEL	KEROSENE	PETROL
		



ORDERING INFORMATION

CAT NR.	SPOUT TYPE	INLET THREAD	SPOUT OUTER DIA.	MAX. FLOW RATE	BOX QTY.
			(MM)	(LPM)	
FCNA/3-4A/N	Curved with Spring	3/4" NPT (F)	21	60	1
FCNA/0-1/N	Curved with Spring	1" NPT (F)	27	100	1

Manual Fuel Control Nozzle fitted with Digital Fuel Meter

Die cast aluminium nozzle with built-in swivel at inlet

Manual nozzle has a switch for un-attended continuous dispensing

Polyamide turbine measuring mechanism

Electronic display using two AAA 1.5V batteries

Aluminium meter body and sealed electronic card makes it suitable for use in severe weather conditions

Measures in litres, quarts, pints & gallons

Easy user re-calibration

WETTED COMPONENTS

Polyamide, Aluminum, Steel, Nylon, Nitrile Rubber

RECOMMENDED USE

Diesel, Petrol

DO NOT USE WITH

Oils



FLOW RATE	MAX. WORKING PRESSURE	WORKING TEMPERATURE RANGE
7-75 LPM	50 PSI (3.45 BAR)	0°C TO 50°C


SPECIFICATIONS

Flow Rate	5 to 75 LPM
Accuracy	± 1%
Repeatability	± 0.30 %
Max. Working Pressure	50 PSI (3.45 BAR)
Max. Resettable Batch Totalizer	99,999 Litres
Max. Non Resettable Batch Totalizer	9,99,999 Litres
Least Count/ Resolution	0.001 Units
Max. Viscosity Of Media	5.35 cst
Water Resistant	IP 55

ORDERING INFORMATION

CAT NR.	INLET THREAD	SPOUT OUTER DIA.	BOX QTY.
		(mm)	
FM/20/FCN/3-4/N	3/4" NPT (F)	19	1
FM/20/FCN/0-1/N	1" NPT (F)	25	1

FLUIDS



240

Dual Plane Fuel Nozzle Swivels

SWV-DP

Provides a full 360° rotation for free movement facilitating flexibility to refuel vehicles from virtually any direction. Swivel is installed between the fuel nozzle and hose to reduce strain, providing flexibility so that the fuelling hose lasts longer


Aluminium die cast construction with male threaded end made from brass

Laminar flow design for higher fuel flow

Compatible with fuels containing alcohol

Dual 'O' ring seal for long service life

WETTED COMPONENTS
Aluminium, Brass, Viton



SWV/DP/0-1/N

SWV/DP/3-4/N

MAX. PRESSURE





50 PSI
(3.45 BAR)



ORDERING INFORMATION

CAT NR.	THREADS	BOX QTY.
SWV/DP/3-4/N	3/4" NPT(F) × 3/4" NPT (M)	1
SWV/DP/0-1/N	1" NPT(F) × 1" NPT (M)	1

FLUIDS

DIESEL	PETROL
	
KEROSENE	BIO-DIESEL
	

241

Fuel Dispensing Kits

FDK

Gravity feed fuel dispensing kit comprising of 3m rubber hose fitted with manual fuel control nozzle with swivel

Hose also available as spare
Hose Length: 3.6m complete with end connections



Spare Hose



Fuel Dispensing Kit

CAT NR.	HOSE INNER DIAMETER	HOSE LENGTH	THREADS	SUITABLE FOR PUMP	BOX QTY.
FUEL DISPENSING KIT					
FDK/3/3-4/N	3/4"	3 m	3/4" NPT (M)	FPM-12	1
FDK/3/0-1/N	1"	3 m	1" NPT (M)	FPM/12/HF	1
SPARE HOSE					
ZSA/HOS/FPM/12	3/4"	12'	3/4" NPT (M)	FPM-12	1
ZSA/HOS/FPM/12/HF	1"	12'	1" NPT (M)	FPM/12/HF	1

242

Filter Wrench

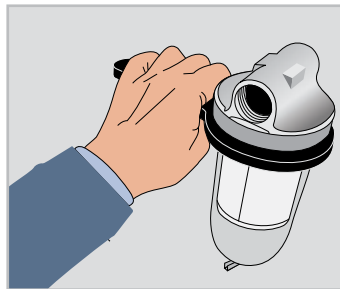
FW-FFL

Easy to use wrench for removing filter bowl when changing filter element

Weather resistant reinforced nylon construction ensures no damage to filter bowl

Specially designed to fit GROZ FFL-02 fuel filter bowl

Wire through hole provided for attaching to fuel tank



Fits fuel filter bowl for easy removal without cracking!



Wire through hole

ORDERING INFORMATION

CAT NR.	BOX QTY.
FW/FFL-02	10

243

High Flow 10 Micron Fuel Filter

FFL-01

Isoplast see-through bowl with aluminium head and 10 micron filter element

Suitable for use with manual or electric fuel pumps

Filters small particles of rust, scale, grit, dirt and sand

Replacement filter element available as spare

Suitable for use with different fuels in Agricultural & Industrial applications

Water block filter element used to separate water from fuel

RECOMMENDED USE

Diesel & Petrol, Fuel Oil, Ethyl and Isoproyl Alcohol

DO NOT USE

Gasohol, Aviation Fuels, Race Fuels, water based products

WETTED COMPONENTS

Aluminium, Isoplast, NBR, Steel, Paper element, Nylons

Aluminium die cast filter head - threaded 1" at inlet & outlet

Isoplast See-through bowl

Filter element

Brass Drain Cock - releases accumulated water & contaminants by a simple turn



FFL-01/B

MAX. PRESSURE
150 PSI (10 BAR)

FLUIDS



FF/FFL/10
Replacement Filter Element



ORDERING INFORMATION

CAT NR.	THREADS	BOX QTY.
FFL-01/B	Fuel Filter. Threaded 1" BSP (F)	10
REPLACEMENT FILTER ELEMENT		
FF/FFL/10	Fuel Filter Element - 10µ	10
FF/FFL/10-WB	Water Block Fuel Filter Element - 10µ	10

High Flow Fuel Filter, complete with 10 micron spin-on style filter cartridge

Aluminum Die Cast Head, vacuum impregnated for leak proof operation

Inlet & Outlet threaded 1" BSP(F)

Fits spin on cartridges with 1-1/2"-16 UNF threads

Designed for use on both mobile & stationary fuel tanks and on petrol & diesel fuel pumps

Ideal for use in construction & agricultural applications

Removes particulate contaminants such as dirt, dust & rust

Replacement Spin-On Filter cartridges available as spare

RECOMMENDED USE

Petrol, Diesel


DO NOT USE WITH

Water Based Products, Aviation, Fuels, Race Fuels etc.

MAX. WORKING PRESSURE

50 PSI
(3.45 BAR)

FLUIDS




ORDERING INFORMATION

CAT NR.	FILTER ELEMENT	INLET / OUTLET	BOX QTY.
FFS/10/BSP	10µ filter	1" BSP (F)	10
FFS/10WB/BSP	10µ water block filter	1" BSP (F)	10
REPLACEMENT CARTRIDGE			
FF/FFS/10	10µ filter		10
FF/FFS/10-WB	10µ water block filter		10



FFS/10/BSP

FF/FFS/10



245

DEF Digital Turbine Meter

WM-20
NEW!

Digital turbine meter with polyamide construction, designed especially for use with DEF, water etc.

Designed for in-line, end of the line application or use with a dispensing nozzle

Polyamide turbine measuring mechanism

Electronic display using two AAA 1.5V batteries

Polyamide body & sealed electronic card makes it suitable for use in severe weather conditions

Display can be rotated in 4 different positions

Measures in litres, quarts, pints & gallons

Easy user re-calibration

Includes one additional stainless steel adaptor to convert from 1" male to 1" female threads

WETTED COMPONENTS

Polyamide, Viton, Stainless Steel

RECOMMENDED USE

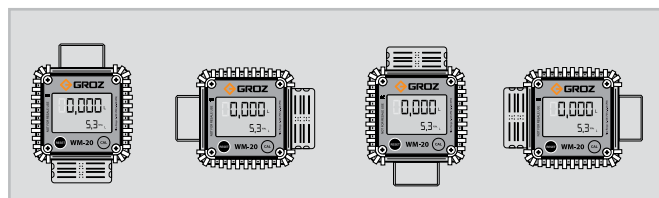
Urea, Adblue, Def, Windshield Fluids, Water & Water Based Media

DO NOT USE WITH

Fuels & Oils



FLOW RATE	MAX. WORKING PRESSURE	TURBINE MECHANISM
5-120 LPM (1.3-32 GPM)	145 PSI (10 BAR)	
WORKING TEMPERATURE RANGE		WATER RESISTANCE
-10° TO 50°C (14°F TO 122°F)		IP 55



Display can be changed by rotating the card in its housing thus ensuring great versatility in positioning

SPECIFICATIONS

Accuracy*	± 1%
Repeatability*	± 0.30%
Least Count/ Resolution	0.001 units
Burst Pressure	580 PSI (40 BAR)
Max. Resetable Batch Totalizer	99,999 units
Max. Non Resetable Batch Totalizer	9,99,999 units
Max. Viscosity Of Media	5.35 cst
Water Resistance	IP 55

* Tested in laboratory conditions

Note: Not to be used to measure media for resale

ORDERING INFORMATION

CAT NR.	THREADS	BOX QTY.
WM/20/0-1/BSP	1" BSP	1

FLUIDS

UREA	DEF / ADBLUE
WATER	WINDSHIELD FLUID



TOTE MOUNTING KIT



DRUM MOUNTING KIT

DEF - Diesel Exhaust Fluid is a mixture of high purity synthetic automotive grade urea & de-ionised water. It is used in SCR (Selective Catalytic Reduction) systems on diesel engines to reduce emissions

Quality of DEF is critical to vehicle performance, thus it is important to use dedicated equipment to transfer DEF

Groz offers safe, clean & efficient systems to transfer DEF from large Drums & Totes to smaller container/ engines etc.

THE GROZ DEF TRANSFER SYSTEM CONSISTS OF:

DEF Transfer Pump: 115V AC Diaphragm pump with lightweight non-corroding polypropylene body. Self priming design with built-in protection against thermal overload

DEF - Digital Turbine Meter: Battery operated digital meter for use with DEF & water based media. Polyamide body & sealed electronic card makes it

suitable for use in all sorts of weather conditions. Measures in Litres, Quarts, Pints & Gallons

Inlet Hose: Special 4'/6' long EPDM inlet hose connecting the Drum/ Tote opening to the pump inlet respectively

Suction Hose: Special EPDM suction hose

Discharge Hose: 20' special EPDM hose connecting the pump meter outlet to the dispensing nozzle

Micromatic RSV: Micromatic Reusable Stainless steel valve provides a closed system preventing contamination. 3/4" BSPP threads the valve connects the pump to the Drum/Tote via inlet hose

Manual DEF Nozzle: Nylon construction with SS hardware & Viton seals, Manual control, but also includes a continuous flow switch for unattended dispensing

Auto Shut Off DEF Nozzle: Sensor built into the discharge spout automatically shuts off the supply once fluid level in the Drum/Tote reaches that of the outlet discharge spout

Nozzle Holder: For safe storage of the nozzle while the fluid is not being dispensed






Mounting Plate: Stainless Steel mounting plate for use on 1000/1200 litres (275/330 gallons) totes & 205 litre (55 gallon) drums. Drum mounting plate is stretchable for varying drum dia and acts as base for installing pump & other accessories

WETTED COMPONENTS Polyamide, Viton, SS, SDPM, Polypropylene, EPDM, Nylon

DO NOT USE WITH Diesel, Kerosene, Gasoline, Oils etc.

FLOW RATE
UPTO 34 LPM (9 GPM)
TEMPERATURE
-10°C TO 50°C (14°F TO 122°F)

FLUIDS

DEF / ADBLUE 	UREA 
WATER 	ANTIFREEZE 
WINDSHIELD FLUID 	

KIT-IBC

KIT-DRM

NEW!**SPECIFICATIONS**

DESCRIPTION	DRUM MOUNT	TOTE MOUNT
Motor	1/2 HP, 115V AC	1/2 HP, 115V AC
Flow Rate	Upto 34 LPM (9 GPM)	Upto 34 LPM (9 GPM)
Inlet Hose Size	4' x 3/4" ID	6' x 3/4" ID
Outlet Hose Size	20' x 3/4" ID	20' x 3/4" ID
Suction Hose Size	4' x 3/4" ID	5' x 3/4" ID
Protection	IP55	IP55
Duty Cycle	30 mins ON / OFF	30 mins ON / OFF
Accuracy *	± 1 %	± 1 %
Repeatability *	± 0.30 %	± 0.30 %
Max. Working Pressure	145 PSI (10 BAR)	145 PSI (10 BAR)
Max. Resettable Batch Totalizer	99,999 units	99,999 units
Max. Non Resettable Batch Totalizer	9,99,999 units	9,99,999 units
Least Count	0.001 units	0.001 units

* Tested in laboratory conditions

ORDERING INFORMATION

DRUM MOUNTING KIT		
CAT NR.	KIT/DRM/DEF/1/US	KIT/DRM/DEF/4/US
	BASIC	PREMIUM
Stainless Steel Drum Mounting Plate	Yes	Yes
Electric DEF Pump	Yes	Yes
DEF Digital Turbine Meter		Yes
Nylon Manual DEF Nozzle	Yes	
SS Auto Shut Off DEF Nozzle with Swivel		Yes
Micro Matic RSV Dispense Coupler		Yes
Inlet Hose	Yes	Yes
Discharge Hose	Yes	Yes
Suction Hose	Yes	
Connecting Hardware	Yes	Yes

TOTE MOUNTING KIT	
CAT NR.	KIT/IBC/DEF/4/US
	PREMIUM
Stainless Steel Tote Mounting Plate	Yes
Electric DEF Pump	Yes
DEF Digital Turbine Meter	Yes
Nylon Manual DEF Nozzle	
SS Auto Shut Off DEF Nozzle with Swivel	Yes
Micro Matic RSV Dispense Coupler	Yes
Inlet Hose	Yes
Discharge Hose	Yes
Suction Hose	
Connecting Hardware	Yes



247 **DEF / Adblue Control Nozzle Manual** **FCN-NY**

For use with DEF, adblue, urea, windshield fluids & other water based media

Nylon construction with stainless steel internal parts & viton seal

Nozzle spout with notches to avoid the gun from slipping from the tank during delivery

Hose barb 3/4" (20 mm) at inlet

Manual control. Also includes continuous flow switch for unattended dispensing

Designed for minimal back pressure & reduction in flow

WETTED COMPONENTS
Nylon (Nylon 6, 30% glass Filled), Stainless Steel, Viton

RECOMMENDED USE
Diesel Exhaust Fluid, Adblue & Urea

FLOW RATE	MAX. WORKING PRESSURE
20-90 LPM (5-23.8 GPM)	72.5 PSI (5 BAR)
TEMPERATURE	
UPTO 60°C (140°F)	

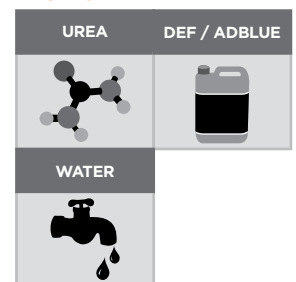


NEW!

ORDERING INFORMATION

CAT NR.	INLET	SPOUT DIA. (OD)		SPOUT DIA. (ID)		BOX QTY.
		(INCH)	(MM)	(INCH)	(MM)	
FCN/NY/HB/3-4	3/4" (20 mm) Hose Barb	3/4	18.8	0.57	14.6	1

FLUIDS



248

DEF / Adblue Control Nozzle Automatic

FCNA-SS
NEW!

For use with DEF, Adblue, Urea, Windshield fluids & Other based media

Heavy duty stainless steel cast body with polyamide cover

Sensor built into the discharge spout automatically shuts off the supply once fluid level in the tank reaches that of the outlet discharge spout

Built-In stainless steel swivel for ease of use

WETTED COMPONENTS
SS 304, N41

RECOMMENDED USE
Water based media, Urea, Adblue, E85 & DEF





FLOW RATE	MAX. WORKING PRESSURE
UPTO 45 LPM (11.9 GPM)	50 PSI (3.5 BAR)
WORKING TEMPERATURE RANGE	
-10°C TO 50°C (14°F TO 122°F)	



ORDERING INFORMATION

CAT NR.	SPOUT	INLET	SPOUT DIA. (ID)		SPOUT DIA. (OD)		BOX QTY.
			(INCH)	(MM)	(INCH)	(MM)	
FCNA/S/SS/3-4	Curved	3/4" (20 mm) Hose Barb	0.63	16	0.73	18.5	1

FLUIDS

UREA	DEF / ADBLUE
	
WATER	E85 FUEL
	

249

Nylon Chemical Pump

CMP-12

Self priming Vertical Lift pump designed for use with lacquers, thinners, urea etc.

Nylon construction with stainless steel plunger rod & PTFE seals

Suitable for use on 50-210 litre drums

Complete with 2" polypropylene bung adaptor

WETTED COMPONENTS

Nylon, Polypropylene, Stainless Steel & PTFE

DELIVERS

**UPTO
400ML /
STROKE**

ORDERING INFORMATION

CAT NR.	BOX QTY.
CMP/12	10

RECOMMENDED USE

Lacquer, Thinners, Detergents, Glycerine, Water, Weed Killer, Brake Kleen, Mild Acids & Petroleum Based Media

DO NOT USE WITH

Strong Acids, Bleach & Petrol


250

Plastic Rotary Pump

PRP-01

Special application pump designed to be used with a wide variety of media that cannot be pumped using a regular cast iron or steel pump

Body made from glass filled polypropylene with ryton vanes

Viton rubber seal & stainless steel hardware

Complete with 3 pc threaded suction tube suitable for use on 50-210 litre drums

DELIVERS

**UPTO
250 ML /
ROTATION**

ORDERING INFORMATION

CAT NR.	BOX QTY.
PRP/01	6

WETTED COMPONENTS

Polypropylene, Ryton, Viton & Stainless Steel

RECOMMENDED USE

Water based media, acids, chemicals, detergents, benzene, glycerine etc.

DO NOT USE WITH

Acetone, Lacquer, Mineral Oils, Solvents, Turpentine etc.



251

Plastic Lever Pump

PLP

Lever action barrel pump designed for use with high viscosity oils, thick fluids, agricultural chemicals etc.

Easy & comfortable operation

Built in 2" bung adaptor allows pump to be fixed directly on drums with 2" opening

Pump position can be adjusted using the lock nut incorporated in the pump body.

Air vent cap fitted in the outlet helps break siphon action

Complete with suction tube for use on 50 - 210 litre drums & 3/4" x 2m flexible corrugated hose

WETTED COMPONENTS

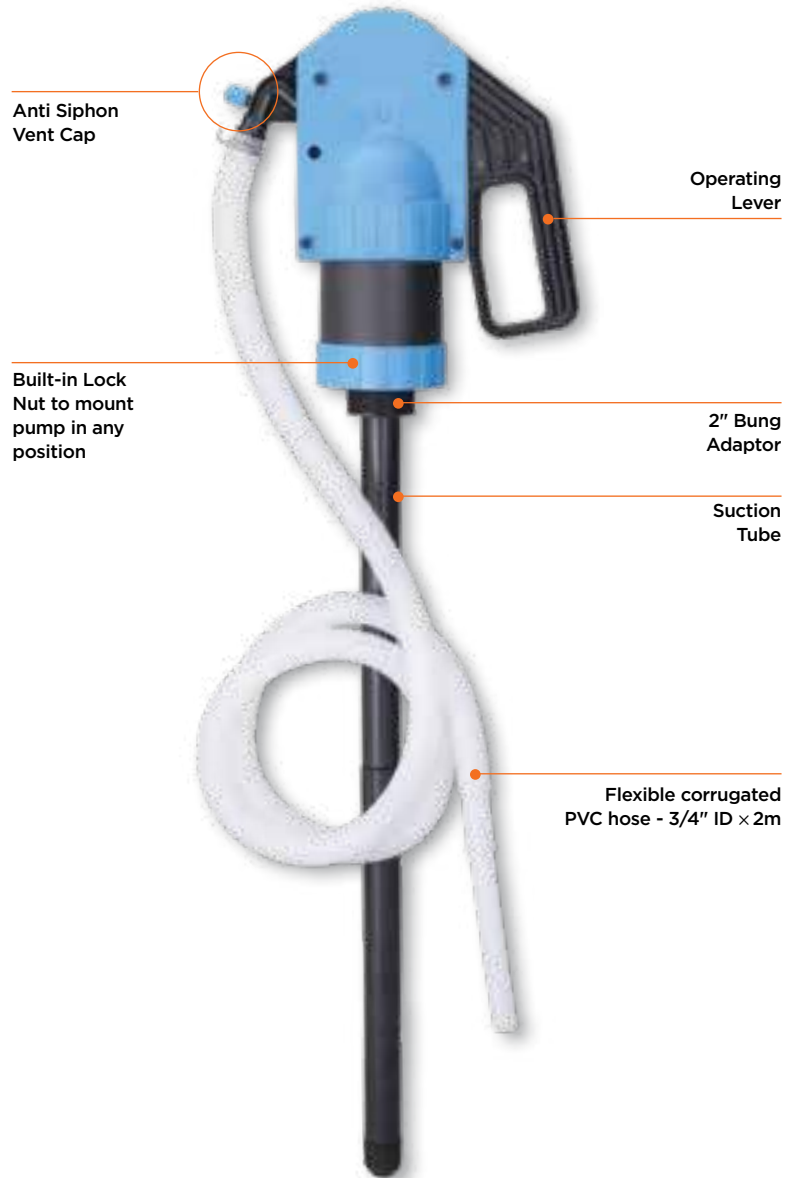
Polyacetal, Polypropylene, Polyethylene, PVC & Viton

RECOMMENDED USE

Water Based Media, Detergents, Soaps, Windshield Washer, Lubricants, Agricultural Chemicals, Herbicides & Pesticides

DO NOT USE WITH

Any media that is not compatible with the materials used in the pump construction



DELIVERS

UPTO
500 ML /
STROKE





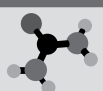
WARNING

These pumps must never be used for fuel transfer or with thinners, solvents, hydraulic oils etc.

ORDERING INFORMATION

CAT NR.	BOX QTY.
PLP/02	1

FLUIDS

OIL	WATER	WINDSHIELD FLUID
		
PESICIDES & HERBICIDES		UREA
		

Hand operated diaphragm pump designed to work in any position - vertical, horizontal or even upside down

Pump can be mounted anywhere - on a wall, wooden base or on a drum

Pump handle can be fitted in line or at 90° to the inlet & outlet ports which makes installation very easy

Made from Acetal, PU, Stainless Steel & PVC, the pump is virtually maintenance free

Comes complete with

- a. Pump Body
- b. Drum Attachment
- c. Suction Hose 3/4" ID x 1.25m
- d. Discharge Hose 1" ID x 2.0m
- e. Hose for Drum Attachment
- f. Delivery Nozzle
- g. Stainless Steel Strainer
- h. Screws
- i. Hose clamps



WETTED COMPONENTS

Polyacetal, Thermoplastic Polyurethane, Stainless Steel & PVC

RECOMMENDED USE

Water, Sea Water, Diesel, Bio Diesel, Kerosene, Petrol, Mineral Oils, Heating Oils, Synthetic Oils, Engine Oils, emulsions & liquids with small bodies in suspension

DO NOT USE WITH

Urea, Food grade media or any media not compatible with the pump components

DELIVERS	WORKING TEMPERATURE RANGE
UPTO 16.6 LPM	-10°C TO 40°C



ORDERING INFORMATION

CAT NR.	BOX QTY.
DPP/20	1

253 Siphon Pumps

SPH-1 **SPH-2**
SPH-3

Polyethylene pumps siphon liquids to lower levels than the height at which the pump is installed

These are easy to prime & start within 6-7 strokes. Pump requires no further operation & keeps working in auto position

All pumps are equipped with a vent cap on top. Opening the cap stops discharge

To dispense media at levels higher than the pump, the pump needs to be continuously operated

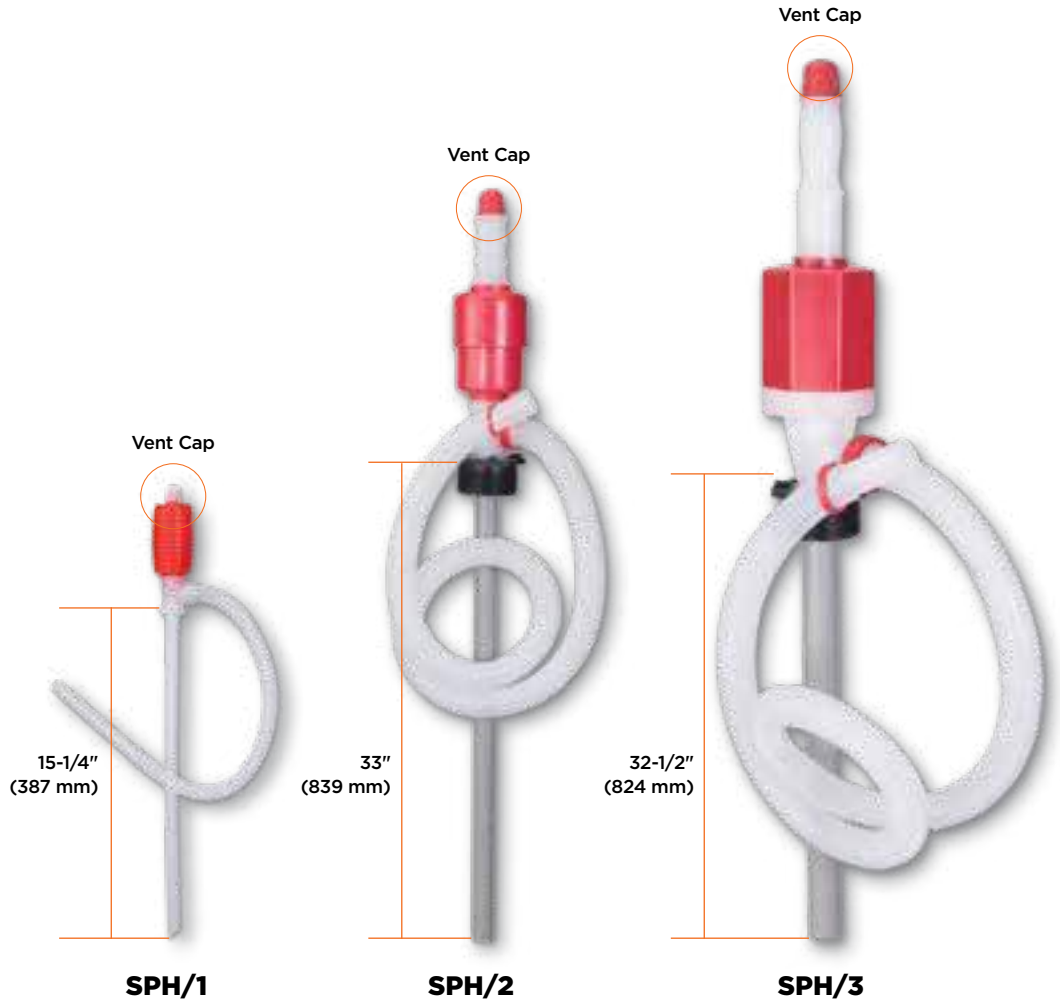
Supplied complete with flexible corrugated discharge tube

RECOMMENDED USE

Water-based fluids, Detergents, Waxes, Soaps, some mild acids, and other liquids compatible with pump construction materials. Pump should only be used with light weight & non-flammable liquids

DO NOT USE WITH

Any media that is not compatible with materials used in the pump construction



WARNING

Pumps must never be used with hot media at temperatures above 60°C

These pumps must never be used with concentrated acids, Acetone, Benzene etc.

ORDERING INFORMATION

CAT NR.	DISCHARGE	BUNG	FITS	WETTED COMPONENTS	BOX QTY.
	UPTO (LPM)				
SPH/1	6.5	1-1/2" for use with pails	5-20 litre pails	Polyethylene	25
SPH/2	17.5	2" for use with drums	210 litre drums	Polyethylene & Polypropylene	25
SPH/3	21	2" for use with drums	210 litre drums	Polyethylene & PVC	25

254 Drum Faucet / Tap FAU

Polyethylene construction

Suitable for 3/4" & 2" threaded openings on 210 litre drums

Facilitates convenient dispensing of media under gravity flow with the drum laid horizontally

2" faucet comes with a sight glass port for mounting of sight glass to check fluid level



Can be pad locked



Sight Glass (not included) shows level of oil left in the drum



"Built-in" bucket hangar

FAU/3-4



Sight Glass Port

2" (M) thread

"Built-in" bucket hangar

FAU/0-2

ORDERING INFORMATION

CAT NR.	DESCRIPTION	BOX QTY.
FAU/0-2	For 2" openings	10
FAU/3-4	For 3/4" openings	25
LI/FAU	Sight Glass for Drum Faucet 2"	1

255 Drum Cradle DRC-135

Tips, rotates, moves & stores 180 kg / 210 litre drums

Equipped with self storing lever bar

Large - 2 -1/2" (63 mm) non sparking wheels make it suitable for use in flammable environments

Loading Capacity:
273 kgs (max)

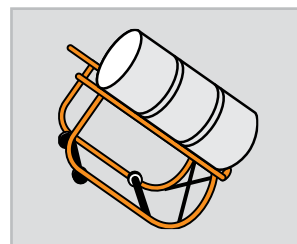
Fully powder coated finish
Comes in semi- knocked down condition for ease of transport



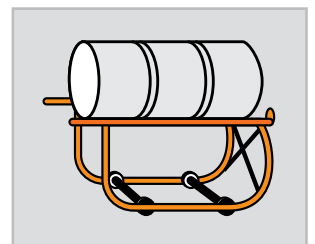
Just Tip



Tilt



Store / Drain



ORDERING INFORMATION

CAT NR.	BOX QTY.
DRC/135	3

256

Drum Level Indicator

DLI/34

An easy & cost effective means to check level of fluid remaining in a drum / tank

Fits on the small 3/4" hole on drums leaving the 2" opening free for installing pumps

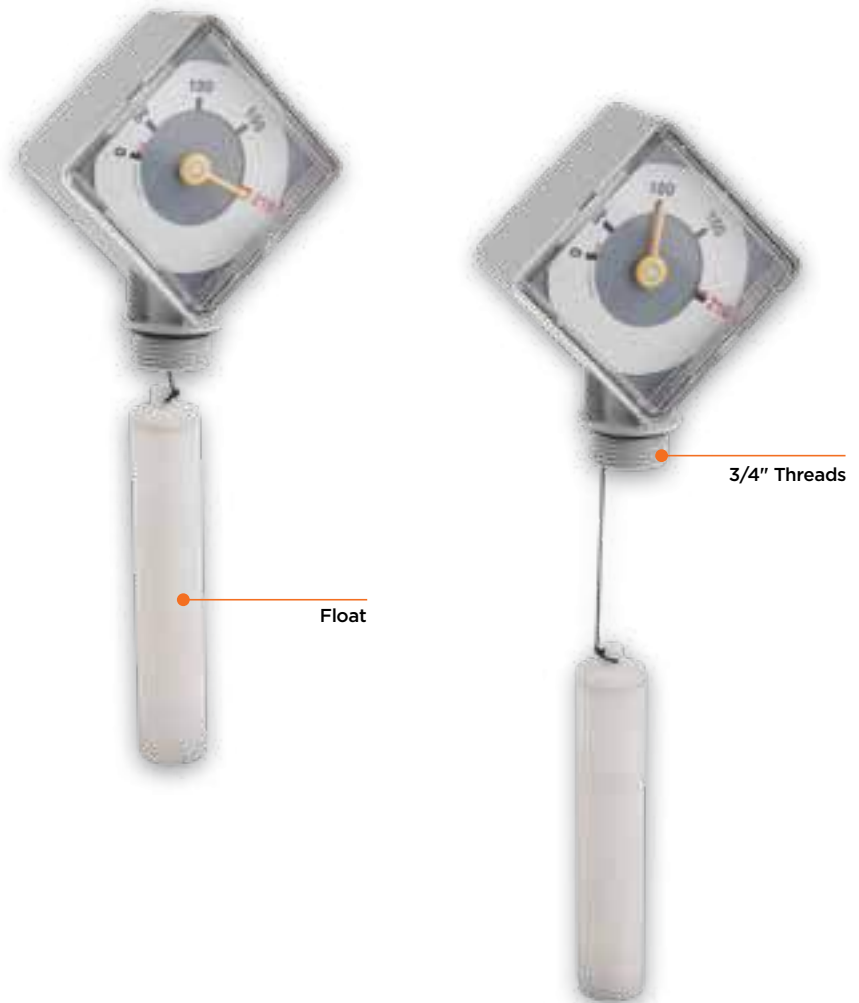
Planetary gear mechanism float connected with a string moves down as the liquid level goes down in the drum

Float is partially filled with water & changing the amount of water allows for the same unit to be used with liquids of different viscosities

Commonly used on Oil & Fuel drums, the float has a Polyethylene construction which allows it to be used with a wide range of liquids including water, coolants etc.

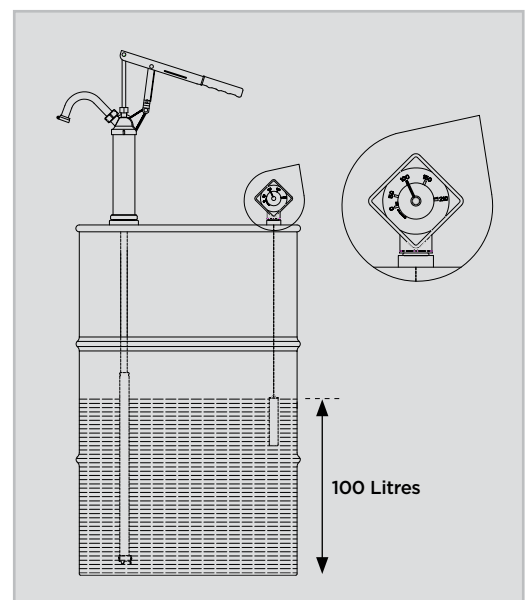
Face of the Indicator is fitted with a display marked from 0 to 210 Litres

Note that this is not a precise measuring device. Gauge is only to give an approximate / indicative level of liquid in the drum to know when to arrange for a new drum



ORDERING INFORMATION

CAT NR.	BOX QTY.
DLI/3-4/N	10



257
**Drum
Wrench**
DRW

An easy & convenient tool to open almost all types of drums

Ends of the wrench are designed to fit perfectly onto most 2" & 3/4" drum plugs

Wrench is manufactured from cast aluminum (LM25), hardened & tempered for increased strength

Compact design for easy storage


ORDERING INFORMATION

CAT NR.	BOX QTY.
DRW/AL-01	10

258
**Drum
Trolleys**

Rugged build with outstanding features make this trolley ideal for use in workshops & industrial floors for transfer of large 210 litre drums & buckets

Manufactured from heavy gauge 4 mm thick steel sheet for increased strength & durability

3" (75 mm) ground clearance for smooth movement over uneven surfaces in workshop environment

6" (150 mm) wide polyurethane front wheels with nylon rim for reduced wear & tear

Heavy duty rear castors with toe locks for higher safety & stability

Trolley for 50-210 litre drums. Can be used just as a trolley for safe movement of oil drums or a complete dispensing system with hose reel & pneumatic pump


TRL/50
ORDERING INFORMATION

CAT NR.	SUITABLE FOR	BOX QTY.
TRL/50	50-60 kg drums / 16 gal. / 120 lb	1
TRL/180D	180 Kg / 205 litre drums / Trolley comes complete with safety chain for secure holding of drum	1

TRL-180D

TRL-50

Drum clamping attachment



Removable handle used for moving the trolley



Clamps for holding pump when not in use

Control Gun Holder

Removable handle used as a drum loader



Plate for mounting a hose reel

Removable handle used as a drum wrench



Cup for secure holding of pump inlet & collecting dripping oil

TRL/180D

Heavy Duty 4 mm thick steel sheet

6" (150 mm) polyurethane wheels with nylon rim

Lock position



Unlock position



Heavy Duty castors with toe lock

Trolley being used as a dispensing system with Ratio Pump & Hose Reel installed



259

Drum Dolly

BDL-140

Extra heavy duty drum dolly for convenient movement of 180 kg/ 210 litre drums in shop floors & rough workshop environment

Manufactured from solid 3 mm (11 gauge) steel sheet

Design incorporates wide steel cross bases for full base support

Premium powder coated finish

Firmly welded solid cast iron 4 wheels (75 mm dia. x 35 mm wide)

Holds drums of dia. 23" (584 mm)

Overall Height
6-1/2" (165 mm)

Loading Capacity
545 kg (max)



ORDERING INFORMATION

CAT NR.	BOX QTY.
BDL/140S	2

260

Low Profile Drum Trolley

TRL-55

Low Profile Drum Trolley with drum platform only 1/2" (12 mm) off the floor, facilitating easy loading & unloading

Designed to conveniently move 210 litre/ 180 Kg drums of all types

Trolley can accommodate drums up to a dia. of 26" (660 mm)

Extra heavy duty construction, fabricated from 5 mm (6 gauge) steel sheet

Loading Capacity
545 kgs (max)

Removable pivoting handle includes drum tipper for easy loading

Includes

- a. 2 large Phenolic front wheels 5-3/4" dia. (146 mm) x 1-7/8" (47 mm) wide
- b. 1 back phenolic swivel wheel 3" (75 mm) dia. x 1-3/8" (35 mm) wide

Fully powder coated finish

Unit comes flat packed in semi knocked down condition for ease of transport



ORDERING INFORMATION

CAT NR.	BOX QTY.
TRL/55	1

261

Reciprocating Belt Driven Air Compressors

A selection of air compressors designed & manufactured to the highest quality standards using the best raw materials & components. Proven quality, robust design & durable performance makes these the ideal choice for everyday use



- | | |
|----|--|
| 1 | INTERCOOLER |
| 2 | CYLINDER BLOCK - STURDY, WEAR RESISTANT CAST IRON CONSTRUCTION |
| 3 | OIL SUMP |
| 4 | SAFETY VALVE |
| 5 | DRAIN VALVE - FOR EMPTYING THE CONDENSATE COLLECTED IN THE TANK |
| 6 | AIR RECEIVER TANK - WITH BITUMEN LINING FOR INCREASED RESISTANCE TO RUST |
| 7 | OUTLET PORT |
| 8 | BASE PLATE - BOLTED DESIGN FOR ENHANCED RIGIDITY & RESISTANCE TO RUST |
| 9 | PRESSURE GAUGE |
| 10 | IN-BUILT STARTER WITH PRESSURE SWITCH |
| 11 | MOTOR: DESIGNED TO MEET STRINGENT EURO NORMS |
| 12 | AIR FILTER - EASILY WASHABLE, SPONGE TYPE FILTER |
| 13 | PROTECTIVE CAGE - ENHANCED SAFETY |
| 14 | BELT DRIVE |
| 15 | ALUMINIUM HEAD |

SPECIFICATIONS

	RAC/3-21/150	RAC/3-21/150-1	RAC/3-21/200	RAC/3-21/200-1	RAC/5.5-22/200	RAC/7.5-22/270
Motor Rating	2.2 KW, 3 HP	2.2 KW, 3 HP	2.2KW, 3HP	2.2KW, 3HP	4 KW, 5.5 HP	5.5 KW, 7.5 HP
Cylinders	2	2	2	2	2	2
Stages	1	1	1	1	2	2
Air Receiver Capacity	150 litres	150 litres	200 litres	200 litres	200 litres	270 litres
Air Displacement	350 LPM / 12.4 CFM	350 LPM / 12.4 CFM	350 LPM / 12.4 CFM	350 LPM / 12.4 CFM	550 LPM / 19.5 CFM	830 LPM / 29 CFM
Fad (Free Delivery)	190 LPM / 6.7 CFM	190 LPM / 6.7 CFM	190 LPM / 6.7 CFM	190 LPM / 6.7 CFM	440 LPM / 15.53 CFM	620 LPM / 22 CFM
Max. Pressure	175 PSI / 12 BAR	175 PSI / 12 BAR	175 PSI / 12 BAR	175 PSI / 12 BAR	175 PSI / 12 BAR	175 PSI / 12 BAR
Noise Level	74±3 db (A)	74±3 db (A)	74±3 db (A)	74±3 db (A)	75±3 db (A)	76±3 db (A)
Dimensions	Width	1360 mm	1360 mm	1460 mm	1460 mm	1600 mm
	Depth	460 mm	460 mm	460 mm	460 mm	500 mm
	Height	990 mm	990 mm	990 mm	990 mm	1000 mm
Weight	115 kg	115 kg	140 kg	140 kg	158 kg	192 kg
Class Of Insulation	F	F	F	F	F	F
Electric Supply	400 V, 3 Phase, 50 Hz.	230 V, Single Phase	400 V, 3 Phase, 50 Hz.	400 V, 3 Phase, 50 Hz.	400 V, 3 Phase, 50 Hz.	400 V, 3 Phase, 50 Hz.

Reciprocating Belt Driven Air Compressors (continued)

Dual Material Construction

World's only compressor with a unique dual material construction

- i) The cylinder block is made up of cast iron that prevents wear & tear, thus imparting longevity to the unit
- ii) Crankcase & cylinder head are made from aluminium - Compact design and choice of aluminium as a raw material helps in efficient cooling of the unit. Aluminium crankcase keeps the oil in the sump cooler, thus enhancing the performance of the unit

Efficient Ventilation

Larger flywheel keeps air directed towards the cylinder for faster heat dissipation & efficient ventilation

High pressure cylinder with higher temperature is positioned closer to the flywheel which also helps in faster cooling of the unit

Output tubing designed to pass from the front of the flywheel, further reducing the temperature of the air in the tank

In-Line Design

Compact & superior to "V" type construction: air flow in the in-line design is directed towards both the cylinders uniformly keeping maximum temperature within check as compared to the "V" type construction where air flow is directed towards one side of the "V" at any given time

Motor

Class "F" insulation, motor is designed as per EURO norms

Air Filter

Easy to maintain & replaceable sponge type air filter is easily washable

Built in Starter

Protects the unit from sudden voltage fluctuations & enables usage with varying voltages

Intercooler*

Reduces the temperature of compressed air which improves efficiency by reducing power consumption.

Bolted Design Base Plate

Makes it convenient to assemble or dis-assemble the compressor unit from the tank. Bolted design also eliminates possibility of rust as compared to a welded design

Safety Valves

In-built safety valves for safety against pressure build ups

Oil Sight Glass

For controlling the oil level

Drain Valve

For emptying the condensate collected in the tank

Caged Belt and Pulley Assembly

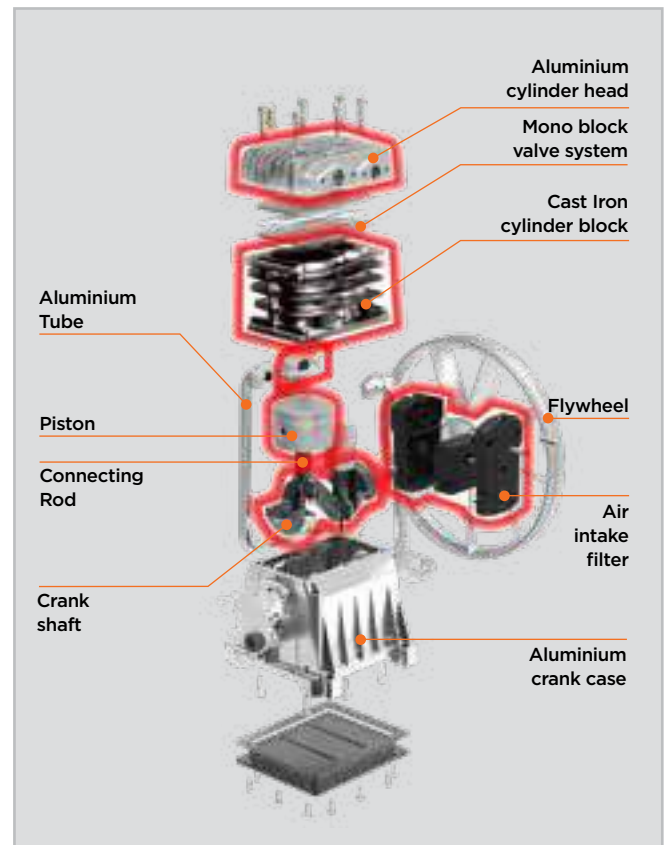
for enhanced safety in operation

* Only in multiple stage version



RAC/7.5-22/270

Exploded View of the Compressor Block



RAC

SPARE PARTS & KITS

CAT NR.	DESCRIPTION	BOX QTY.
3 HP RECIPROCATING BELT DRIVEN AIR COMPRESSOR		
SWH/PR/CT/150-10	Pressure Switch - 3 Phase	1
SWH/PR/CT/150-10-1	Pressure Switch - 1 Phase	1
KIT/RPR/SCR/EXT/CT/150-10	Screw Kit	1
KIT/RPR/PLT/CT/150-10	Valve Plate Kit	1
KIT/RPR/GST/CT/150-10	Gasket Kit	1
KIT/RPR/FLT/CT/150-10	Intake Filter Kit	1
KIT/RPR/PST/CT/150-10	Piston Kit	1
5.5 HP RECIPROCATING BELT DRIVEN AIR COMPRESSOR		
SWH/PR/CT/100-10	Pressure Switch	1
KIT/RPR/FLT/CT/200-10	Intake Filter Kit	1
AF/CT/200/N	Filtering Element	1
KIT/RPR/SCR/EXT/CT/200-10	Screw Kit	1
KIT/RPR/PST/LP/CT/200-10	LP Connecting Rod/ Piston Kit	1
KIT/RPR/PST/HP/CT/200-10	HP Connecting Rod/ Piston Kit	1
KIT/RPR/SCR/CT/200-10	Screw Kit	1
KIT/RPR/GST/CT/200-10	Gasket Kit	1
KIT/RPR/PLT/CT/200-10	Valve Plate Kit	1
7.5 HP RECIPROCATING BELT DRIVEN AIR COMPRESSOR		
KIT/RPR/PST/LP/CT/270-10	LP Connecting Rod / Piston Kit	1
KIT/RPR/PST/HP/CT/270-10	HP Connecting Rod/ Piston Kit	1
KIT/RPR/SCR/CT/270-10	Screw Kit	1
KIT/RPR/GST/CT/270-10	Gasket Kit	1
KIT/RPR/PLT/CT/270-10	Valve Plate Kit	1
KIT/RPR/FLT/CT/270-10	Filter	1
AF/CT/270/N	Filtering Element	1
SWH/PR/CT/270-10	Pressure Switch	1



RAC/5.5-22/200



RAC/3-21/150

ORDERING INFORMATION

CAT NR.	MOTOR RATING	AIR RECEIVER CAPACITY	BOX QTY.
		(LITRES)	
RAC/3-21/150	2.2 KW, 3 HP	150	1
RAC/3-21/150-1	2.2 KW, 3 HP (Single Phase)	150	1
RAC/3-21/200	2.2 KW, 3 HP	200	1
RAC/3-21/200-1	2.2 KW, 3 HP (Single Phase)	200	1
RAC/5.5-22/200	4 KW, 5.5 HP	200	1
RAC/7.5-22/270	5.5 KW, 7.5 HP	270	1



Direct Drive Compressor produce compressed air immediately without needing to fill up the receiver tank.

These are designed for extensive use in stapling and nailing applications on packaging stations, cleaning, denting and painting jobs in automotive body shops, tyre inflation applications in fuel stations and for general purpose jobs in small workshops

Dual Material Construction

Cast Iron Cylinder Block: The cylinder block is made up of cast iron that reduces wear & tear thus imparting longevity to the unit

Aluminium Crankcase & Cylinder Head: Aluminium helps in better heat dissipation thus enhancing performance. Also Aluminium being a light weight material reduces overall weight making the compressor easy to handle.

Compact Design: In-line design of the compressing unit makes it compact

Shock Absorbing Pads: Effectively absorbs vibration and keep the whole unit stable during operation

Strong large wheels for convenient movement of the unit.

Oil Dipstick with vent hole keeps a check on oil level in the oil sump and releases excess pressure.

Two Pressure Gauges: One for pressure setting in the receiver tank and one for regulating the outlet pressure from the receiver

Pressure Switch with overload protection keeps the compressor safe even in voltage fluctuations.

Plastic Shroud keeps the hot and moving parts safe and prevents any accidents.

Supplied with Polyurethane coiled hose for attaching any equipment such as blow gun, paint spray guns, tyre inflator etc.



1	PLASTIC SHROUD	7	PRESSURE SWITCH
2	CAST IRON CYLINDER BLOCK	8	PULL HANDLE
3	OIL DIPSTICK	9	PRESSURE REGULATOR
4	LARGE OILED ALUMINIUM CRANKCASE	10	TWO PRESSURE GAUGES
5	RECEIVER TANK	11	POLYURETHANE COILED HOSE
6	LARGE WHEELS: 5" (125 MM) DIA.	12	SHOCK ABSORBING PADS

ORDERING INFORMATION

CAT NR.	DESCRIPTION	BOX QTY.
RAC/DD/2-11/24-1	2 HP Direct Drive Compressor	1

SPARE PARTS & KITS

KIT/RPR/GST/RAC	Gasket Kit	1
KIT/RPR/FLT/RAC	Intake Filter Kit	1
KIT/RPR/PST/RAC	Con Rod Kit	1
KIT/RPR/PLT/RAC	Valve Plate Kit	1

SPECIFICATIONS

Motor Rating	1.5 KW, 2 HP	
Cylinder	1	
Stage	1	
Air Receiver Capacity	24 litres	
Rpm	2850	
FAD (Free Delivery)	170 LPM / 6 CFM	
Max. Pressure	116 PSI / 8 BAR	
Noise Level	80 db	
Dimensions	Width	610 mm
	Depth	310 mm
	Height	580 mm
Weight	24 kg	
Electric Supply	230V, 1 Phase, 50 Hz.	

263

Air Blow Guns

ABG-30
ABG-3
ABG-1

Superior quality air blow guns designed for rugged day-in & day out usage

Equipped with a variable speed trigger, guns allow complete control on the volume of air dispensed

Threaded brass insert at the air inlet ensures no damage to threads even after repeated use

Conforms to OSHA STD 1-13.1 for safety

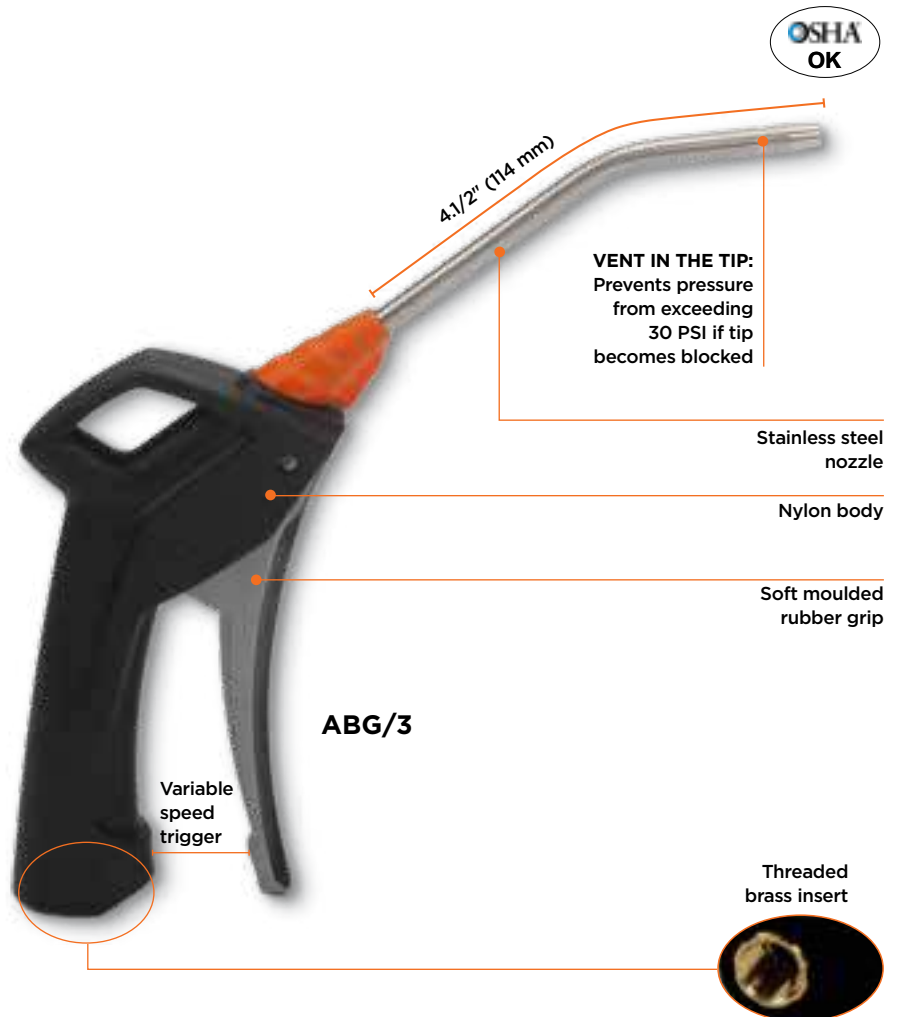
Available in two models:

- a. Air Blow Gun - Professional:**
- Impact & drop resistant nylon body
 - Corrosion resistant stainless steel nozzle & internal parts
 - Ergonomic soft rubber grip on handle for convenience in usage.
 - Maximum blowing force with minimal air consumption reduces energy cost, thus saving money

OPERATING PRESSURE	WORKING TEMPERATURE RANGE
50-235 PSI (3.5-16 BAR)	-10°C to 70°C

- b. Air Blow Gun - Standard:**
- Gun body made from Poly Acetal (POM)
 - Non - corroding 4-1/2" (114mm) long nozzle to access hard to reach areas

OPERATING PRESSURE	WORKING TEMPERATURE RANGE
50-150 PSI (3.5-10 BAR)	-10°C to 70°C



ABG/1
With plastic tip



ABG/30
With 4-1/2" (114 mm) nozzle



ORDERING INFORMATION

CAT NR.	TIP	NOISE	BLOWING FORCE AT 100 PSI	AIR CONSUMPTION AT 100 PSI	BOX QTY.
		(db)	(kg)	(cfm)	
AIR BLOW GUN - PROFESSIONAL					
ABG/1/1-4F/BSP	Plastic	77	0.26	9.53	10
ABG/3/1-4F/BSP	4-1/2" SS nozzle	80	0.35	15.18	10
AIR BLOW GUN - STANDARD					
ABG/30/1-4F/BSP	4-1/2" nozzle	80	0.47	19.06	60

Lever Air Blow Guns - Pro Series are designed with a unique & revolutionary venturi mechanism that combines free ambient air with costly compressed air creating a higher volume of usable output

Die Cast Aluminium Construction makes these usable even in the harshest working environments

Ergonomic Design of the body & large dip coated operating lever reduces user fatigue & discomfort, even during extended use

Manufactured using non corroding materials, these are threaded 1/4" (F) at inlet & 1/8" (F) at Outlet

Amount of air output can be controlled by controlling the Operating Lever

Confirms to OSHA Standards For Safety & Noise: Designed to reduce compressed air pressure to less than 30 PSI (2 Bar) when outlet is blocked. Venturi side ports provide safety relief when blow gun outlet is blocked



ORDERING INFORMATION

CAT NR.	TYPE	DESCRIPTION	BOX QTY.
LAG/A/1-4/BSP	A	1/2" Rubber tip	25
LAG/C/1-4/BSP	C	Standard Safety Tip	25
LAG/PS/1-4/BSP	PS	Nozzle with 4" Protective Shield	10
LAG/T3/1-4/BSP	T3	Extended Reach Aluminum Tube 9" Long	10

Polyurethane Coil / Spiral Air Hoses offer highest flexibility with least resistance to pull recoils

These have excellent memory & automatically recoil

Hoses are kink resistant & lightweight (approx. 25% lighter than rubber)

As opposed to nylon hoses, PU hoses offer much better elasticity

Constructed with one end coiled & other end with 19" (483 mm) straight length

Both ends are fitted with polyacetal bend restrictors & crimped with solid brass swivel fittings on both sides offering highest directional flexibility

Ideal for use on assembly lines with air tools, automotive repair & body shops etc.

Solid brass swivel fittings on both ends offer complete 360° directional flexibility



SPECIFICATION

Maximum Working Pressure	145 PSI (10 BAR)
Minimum Burst Pressure (At 24°C)	508 PSI (35 BAR)
Material	PUR - Ester
Working Temperature Range	-5°C to 60°C
Hose Hardness	98 Shore 'A'
Bend Restrictors	Polyacetal
Fittings	Brass Swivel Fittings on Both ends
Recommended Working Length	Max. 80% of Total Length

ORDERING INFORMATION

CAT NR.	THREADS	HOSE INNER DIA.		HOSE OUTER DIA.		OVERALL LENGTH (M)	BOX QTY.
		(MM)	(INCH)	(MM)	(INCH)		
PUH/5BO/15/1-4/BSP	1/4" BSP	5	3/16	8	5/16	4.5	10
PUH/5BO/20/1-4/BSP	1/4" BSP	5	3/16	8	5/16	6	10
PUH/5BO/25/1-4/BSP	1/4" BSP	5	3/16	8	5/16	7.5	10
PUH/6BO/15/1-4/BSP	1/4" BSP	6.50	1/4	10	3/8	4.5	10
PUH/6BO/20/1-4/BSP	1/4" BSP	6.50	1/4	10	3/8	6	10
PUH/6BO/25/1-4/BSP	1/4" BSP	6.50	1/4	10	3/8	7.5	10
PUH/10BO/15/3-8/BSP	3/8" BSP	9.5	3/8	12.7	1/2	4.5	10
PUH/10BO/20/3-8/BSP	3/8" BSP	9.5	3/8	12.7	1/2	6	10
PUH/10BO/25/3-8/BSP	3/8" BSP	9.5	3/8	12.7	1/2	7.5	10



266

Digital Pressure Gauges

DPG

Used with air regulators for setting air output pressure

Square body has die cast aluminum centre back

Digital read out displays air pressure in a choice of 4 units: PSI, BAR, MPa & kg/cm²

Single button operated with auto turn off after 120 seconds that extends battery life


Digital gauges offer higher accuracy and can also withstand vibrations due to pressure variations

SPECIFICATION

Accuracy	± 2% of Full Scale
Measuring Range	- 15 to 145 PSI
Least Count	0.1 PSI (0.01 BAR)
Working Temperature	- 10°C to +60°C
Working Humidity	35 - 85% RH
Battery	CR 2032 lithium (included)
Battery Life (approx.)	1 year (usage 5 times a day)

ORDERING INFORMATION

CAT. NR.	THREADS	BOX QTY.
DPG/L/1-8/B	1/8" BSPT(M)	10
DPG/L/1-4/B	1/4" BSPT (M)	10



MAX WORKING PRESSURE	OPERATING TEMPERATURE	WATER PROOF RATING
217 PSI (15 BAR)	-10°C TO 60°C	IP65

267

Air Line Accessories

Air Line Hose

8 mm O.D.

Working Pressure: 10 BAR



ORDERING INFORMATION

CAT NR.	HOSE LENGTH	BOX QTY.
AH/1.5/1-4/BU	1.5m	10
AH/5/1-4/BU	5m	10

One Touch Air Line Fitting

Converts 1/4" threaded air inlet on GROZ pumps into quick connect fittings for connecting air line to the pump

Threaded 1/4" BSPT (M)

For use with air line hose with 8 mm O.D.



ORDERING INFORMATION

CAT NR.	BOX QTY.
WP2110851	20

268

Filter Regulator Combination

FRC

Compact combination unit for removing contaminants & moisture from compressed air in addition to regulating air pressure

Supplied complete with pressure gauge & wall mounting bracket

Regulator has a non raising "Press to Lock" adjusting knob for locking at any set pressure

MAX.
PRESSURE

145 PSI
(10 BAR)

Filter is designed with a separator & shield for efficient moisture separation

SPECIFICATIONS

Pressure Adjustment Range	7 - 145 PSI (0.5 to 10 BAR)
Filtering Element	Sintered Bronze (40 micron)
Drain Type	Semi Automatic



ORDERING INFORMATION

CAT NR.	DESCRIPTION	INLET/ OUTLET PORT SIZE	PRESSURE GAUGE PORT SIZE	MAX. FLOW RATE	BOX QTY.
FRC136134-S/GB	Miniature	1/4" BSP	1/8" BSP	550 LPM (20 CFM)	1
FRC156334-S/GB	Standard	1/2" BSP	1/8" BSP	3,000 LPM (106 CFM)	1

269

Filter Regulator & Lubricator - 2 Pc

FRCLM

Space saving 2 pc modular filter-regulator combination & lubricator

Lubricator feeds lubricants to air operated equipment maintaining a constant oil-to-air density over a wide range of flow

Filter removes contaminants & moisture from compressed air

Supplied complete with pressure gauge & wall mounting bracket


Regulator has a non raising "Press to Lock" adjusting knob for locking at any set pressure

MAX.
PRESSURE

145 PSI
(10 BAR)

SPECIFICATIONS

Pressure Adjustment Range	7 to 145 PSI (0.5 to 10 BAR)
Filtering Element	Sintered Bronze (40 micron)
Drain Type	Semi Automatic



ORDERING INFORMATION

CAT NR.	DESCRIPTION	INLET/ OUTLET PORT SIZE	PRESSURE GAUGE PORT SIZE	MAX. FLOW RATE	BOX QTY.
FRCLM136134-S/WG	Miniature	1/4" BSP	1/8" BSP	500 LPM (18 CFM)	1
FRCLM156334-S/WG	Standard	1/2" BSP	1/8" BSP	2,800 LPM (99 CFM)	1

Reliable and sturdy, the 3 in 1 GROZ tyre gauge is designed to:


1. Measure Tyre Pressure
2. Inflate Tyres
3. Deflate Tyres

Tyre deflation is via the deflation valve on the gun body. A simple press of the valve will activate it and reduce pressure.

Available with choice of

- a. Analog Gauge
- b. Digital Gauge

Aluminium die cast gun with flexible hose & straight chuck suitable for cars & other light vehicles



SPECIFICATION

Gauge Type	Digital	Analog
Gauge Diameter	2-1/2" (63 mm)	2-1/2" (63 mm)
Backlight	Yes	-
Available Unit Selection	PSI, BAR, Mpa, Kg/cm2	PSI, BAR
Max. Pressure	Upto 300 PSI (21 BAR)	upto 50 PSI (3.5 BAR)
Accuracy	± 1% of Full scale	± 1.6% of Full scale
Resolution	0.1 PSI	5 PSI
Power Supply	Lithium Battery	-

Tyre Inflator with Analog Gauge



Tyre Inflator with Digital Gauge



ORDERING INFORMATION

CAT NR.	DESCRIPTION	BOX QTY.
TIG/M/12/BSP	12" (300 mm) flexible hose with straight chuck; Analog Gauge	10
TIG/D/12/BSP	12" (300 mm) flexible hose with straight chuck; Digital Gauge	10

271

Tyre Inflator Gauge for Trucks

TIG

Reliable and sturdy, the 3 in 1 GROZ tyre gauge is designed to:

1. Measure Tyre Pressure
2. Inflate Tyres
3. Deflate Tyres

Tyre deflation is via the deflation valve on the gun body. Simple press of the valve activates it and reduces pressure

Available with choice of:

- a. Analog Gauge
- b. Digital Gauge

Aluminium die cast gun with flexible hose, rigid extension & dual chuck suitable for attachment on valves of large tyres



SPECIFICATION

Gauge Type	Digital	Analog
Gauge Diameter	2-1/2" (63 mm)	2-1/2" (63 mm)
Backlight	YES	-
Available Unit Selection	AR PSI, BAR, Mpa, Kg/cm ²	PSI, BAR
Max. Pressure	upto 300 PSI (21 BAR)	upto 50 PSI (3.5 BAR)
Accuracy	± 1% of Full scale	± 1.6% of Full scale
Resolution	0.1 PSI	5 PSI
Power Supply	Lithium Battery	-

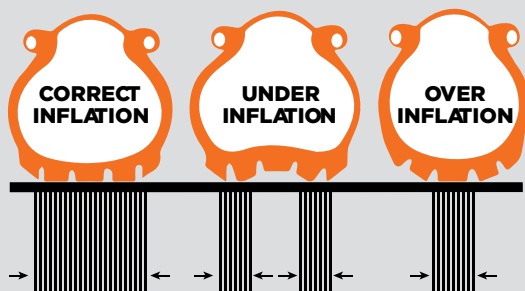

ORDERING INFORMATION

CAT NR.	DESCRIPTION	BOX QTY.
TIG/M/24D/BSP	24" (600 mm) flexible hose with dual chuck; Analog Gauge	10
TIG/D/24D/BSP	24" (600 mm) flexible hose with dual chuck; Digital Gauge	10

Tyre Inflator with Analog Gauge



Tyre Inflator with Digital Gauge



MAINTAINING CORRECT TYRE PRESSURE

Under-inflated tyres heats up more quickly than correctly inflated tyres, and in extreme cases can lead to tyre failure

Driving on under-inflated tyres also places excess stress on the tyre shoulders, causing uneven wear of the tread

Over-inflation causes high wear at the centre of the tread

Correct tyre pressure ensures safety, optimum handling and longer life of the tyre



www.groz-tools.com



LUBRICANTS & PENETRANTS

272
**Rust Remover
Gel**
GO-12


GO-12 is a unique non abrasive solvent blended rust remover

Prevents & removes hard rust without using any abrasive material






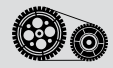
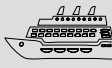

It loosens rusted parts & removes hard rust from metal components in minutes preparing the surface for priming and repainting

Ideal for use in garages, homes, workshops or farms for rusty tools, equipment & fittings



HARMFUL	CAPACITY
X	200 ML

APPLICATIONS INDUSTRIES

PASSENGER CARS	BIKES	COMMERCIAL VEHICLES	FARM EQUIPMENT
			
CONSTRUCTION EQUIPMENT	INDUSTRIAL MACHINERY	MARINE	HOME
			

OXIDIZING	CORROSIVE	WEAR SAFETY GLOVES
		

ORDERING INFORMATION

CAT NR.	BOX QTY.
GO12	96

HAZARDOUS COMPONENTS:

Phosphoric acid, Hydrochloric acid, Isopropanol

CAUTION

- Contains Phosphoric acid. Avoid contact with skin and eyes. If splashed on skin /eyes wash thoroughly with running water.
- Harmful if swallowed. If swallowed, drink 3-4 glasses of cold water or milk. Do not induce vomiting. Seek medical advice immediately.

WARNING

- Please test on a small section of the surface to be treated
- Do not use on chrome plated surfaces
- Do not use on certain grades of stainless steel
- Not to be left on treated surface for more than 30 minutes





A Tool Kit in a Can!

GO-20 is a multi-purpose industrial spray that can be used as a lubricant, a rust remover, a moisture displacer & cleaning and protecting agent. Very useful in mechanical maintenance

The GROZ GO-20 is the

Ultimate Moisture Displacer

Exceptional water displacement properties, it is ideal for use in humid environments

Powerful Rust Repellent

Unique composition of GO-20 creates a long-lasting firm layer on the surface that prevents rusting

Effective Lubricator

Up to 7 times more effective than most leading brands

Super Cleaner

Powerful cleaner that removes oil, grease, grime, wax, tar, gum etc.



STUCK IN A TIGHT SPOT?

The GO-20 aerosol has a 360° ball bearing valve below the nozzle, enabling the aerosol to be completely inverted & still give you the perfect spray for all those hard to reach areas!



Loosens rusted nuts & bolts



Prevents rust, lubricates & cleans bike chains



Cleans & lubricates ball bearing



Cleans & isolates electrical connections



Cleans, lubricates & protects air tools



Repels moisture & protects outboard motors



Lubricates car doors, locks, catches & hinges









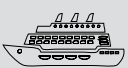

Lubricates & protects tools & machinery

GO-20

ULTIMATE MOISTURE DISPLACER	POWERFUL RUST REPELLANT	EFFECTIVE LUBRICATOR	SUPER CLEANER
Removes moisture from wet ignition systems of cars, trucks, motorbikes, marine engines & electric motors of power tools	Prevents & removes light rust from any exposed metal, door hinges, car doors, etc	Lubricates ball bearings & chains in lawnmowers, bicycles, skateboards etc	Cleans tar from car body work
Protects vehicle chassis in coastal areas	Protects tools from corrosion	Prevents squeaking	Cleans chewing gum from surfaces & messy walls
Extends the life of exterior light bulbs by nearly 30%	Protects & removes rust from electrical circuitry	Lubricates & protects firearms	Cleans & protects electrical equipment in outdoor locations
		Lubricates & loosens locks & catches	

COMPLIANCE	SILICONE FREE	OZONE FRIENDLY	PROPELLANT
 RoHS	 SILICONE	 CFC	 CO ₂

APPLICATIONS INDUSTRIES

PASSENGER CARS	BIKES	COMMERCIAL VEHICLES	FARM EQUIPMENT
			
CONSTRUCTION EQUIPMENT	INDUSTRIAL MACHINERY	MARINE	HOME
			

HAZARDOUS COMPONENTS

High Pressures Gases: Octane, Nonane, Heavy Napthenic Tetrachloro ethylene

CAUTION

- Highly flammable. Do not spray near open flame.
- Components under pressure. Do not puncture can
- Do not expose to temperatures above 50°C even when empty
- Avoid contact with skin and eyes. If accidentally sprayed on skin/eyes wash thoroughly with running water
- Keep away from children

GO-20 USES

- CO₂ as a propellant makes GO-20 safe for use even in flammable environments
- Can be used on ferrous and non-ferrous metals, most paints, rubbers, plastics and coatings

ORDERING INFORMATION

CAT NR.	CAPACITY	BOX QTY.
	(GMS)	
GO20	300	96
GO20-150	150	96





GO-10 is a quick acting penetrating rust solvent spray

Lower density than water gives it excellent penetrating power & releasing capability

The penetrating property of GO-10 along with it's release action helps in loosening of rust, scale & grit from bolts, knobs, hinges, bearings, castings, machined components etc.

Protects against rust & corrosion reducing friction and wear

Lubricates effectively for smooth movement

Ideal for applications where long term corrosion prevention may be required such as sea transportation or storage

Prevents use of an Acetylene torch to loosen seized fittings



STUCK IN A TIGHT SPOT?

The GO-10 aerosol has a 360° ball bearing valve below the nozzle, enabling the aerosol to be completely inverted & still give you the perfect spray for all those hard to reach areas!



Loosens rusted nuts & bolts



Loosens jammed parts on machines



Frees stuck mechanism inside compressor piping



Penetrates & releases stuck shut off valve



Releases seized ball valves



Loosens & penetrates rusted plumbing joint



Frees stuck motor shaft & fan



Loosens rusty & seized hinges

GO-10

RELEASES & LOOSENS	ASSEMBLY & DISMANTLING	BREAKS & PROTECTS FROM RUST
Loosens seized & rusted tools: <ul style="list-style-type: none"> • Pliers • Shifting wrenches/spanners • Water pump pliers • Marine fittings • Pulley & shackles • Ball valves & key pins 	Eases assembly & dis-assembly of <ul style="list-style-type: none"> • Plumbing fittings • Mechanical fittings • Bearings • Ball joints & hinges 	Breaks down rust on all <ul style="list-style-type: none"> • Metal surfaces • Joints • Fittings
Releases seized nuts, bolts & fittings	Ideal for dismantling & assembly in panel shop (body shop) since it is silicon free	Prevents re-forming of rust



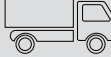


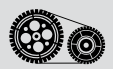


HAZARDOUS COMPONENTS:
 Petroleum, Paraffin Oil, Acetone, Alcohol

CAUTION

- Highly flammable. Do not spray near open flame.
- Components under pressure. Do not puncture can
- Do not expose to temperatures above 50°C even when empty
- Avoid contact with skin and eyes. If accidentally sprayed on skin / eyes wash thoroughly with running water.
- Keep away from children

SILICONE FREE	OZONE FRIENDLY	PROPELLANT	CAPACITY
X SILICONE	X CFC	PROPANE BUTANE	400 GMS

APPLICATIONS INDUSTRIES

PASSENGER CARS	BIKES	COMMERCIAL VEHICLES	FARM EQUIPMENT
			
CONSTRUCTION EQUIPMENT	INDUSTRIAL MACHINERY	MARINE	HOME
			

HIGHLY FLAMMABLE	WEAR SAFETY GLASSES
	

ORDERING INFORMATION

CAT NR.	BOX QTY.
GO10	96



ALPHABETIC INDEX

A		
Adjustable		
	Pipe Wrenches - Stillson Pattern	89
	Tap & Reamer Wrenches - Bar Type	113
	Adjustable Wrenches	90
Air Blow Gun		
	Professional	269
	Standard	269
	Lever (Pro Series)	270
Air Compressor		
	Reciprocating Belt Driven	265
	Direct Drive	268
Air Line Hose		272
Air Operated		
	Bucket Oil Ratio Pumps - 3:1	204
	Plastic Transfer Pump	202
	Double Diaphragm Pump	208
	Grease Gun	172
	Grease Ratio Pumps 50:1	188
	High Volume Grease Ratio Pump 50:1	190
	Industrial Duty Oil Ratio Pump 6.5:1	203
	Maxilube® Grease Pump 50:1	192
	OILMASTER® Oil Pump 5:1	205
	Oil Ratio Pumps	200
	r-Series™ Industrial Oil Pump	206
	Stainless Steel Pump	200
Aluminium Mini Flashlights		165
Aluminium Tool Box		77
Aluminium Torque Wrenches		57
Angular Machine Vices - Super Precision		139
Automatic Centre Punch		105
Automotive Tools Kit		
	65 Piece	66
	84 Piece	64
B		
Bottle Jacks - Hydraulic		45
Bags		
	Nylon Tool Bags	82
	Back Pack	83
Blades Hacksaw		112
Brass Hammer		115
Borescope		
	Video Inspection System	142
	Wireless Video Inspection System	143
Battery Powered Grease Gun		173
Button Head Couplers		177
Bucket Grease Pumps		186
Bucket Oil Pump with Meter		198
Bucket Oil Pumps (V Series)		198
Bung Nuts		211
C		
Classic Torque Wrenches		56
Cantilever Tool Box		
	5 Tray	80
	5 Tray with Tools	81
Circlip Pliers		87
Centre Punch		
	Automatic	105

	Round Head	105
Clamps - General Purpose		110
Calipers		
	Digital	119
	Vernier	120
	Internal Dial	129
	Dial	121
Calipers & Dividers - Spring		133
Combination Squares		128
Coupler - Hydraulic		
	360°	175
	Button Head	177
	Heavy Duty	175
	Professional	174
	Quick Dis-connect	176
	Standard	174
Control Gun		
	Electronic Oil	215
	Electronic Pre-Set Oil	216
	Mechanical Heavy Duty Oil	217
	Mechanical Oil	214
	Oil	218
Compressor		
	Direct Drive	268
	Reciprocating Belt Driven	265
Conical Funnels		221
Continuous Duty Electric Diesel Pump		234
D		
Dual Drive Ratchet Handles		20
Double Face Plastic Mallet		104
Drill Press Vices		
	Precision	108
	Unigrip	108
DEF Transfer System		252
DEF Digital Turbine Meter		251
DEF Control Nozzle		254
Dial Calipers		121
Dial Indicators		130
Dial Test Indicators		129
Diaphragm / Bilge Pump		258
Dies Stock Holders for Round Dies		113
Digital Calipers		119
Digital Depth Gauges		122
Digital Fuel Meter		241
Digital Height Gauges		127
Digital Indicators		130
Digital Outside Micrometers		124
Digital Oval Gear Fuel Meter		244
Drain Pan		230
Dual Plane Fuel Nozzle Swivel		247
Depth Gauges - Vernier		123
Drum		
	Cradle	260
	Faucet / Tap	260
	Level Indicator	267
	Trolleys	268
	Wrench	268
	Dolly	270
	Low Profile Trolley	270
Direct Drive Air Compressor		274
Digital Pressure Gauge		272

E		
Easy Out Tools		181
Edge Finders		136
Electric Diesel Pumps - Base Mount		236
Electric Oil Pump		210
Electric Waste Oil Pump		225
Electronic Oil Control Gun		215
Electronic Oil Meter		213
Electronic Pre-Set Oil Control Gun		216
Engineer's Precision Squares		132
Engineer's Steel Bench Vices		107
Ezee Flow Pump		197
Ezee Lube Kit		183
Evacuation Kits - Waste Oil		207
F		
Feeler Gauges		131
Floodlight		
	LED 15W Floodlight	146
	LED 15W Super Cool Floodlight	147
	LED 18W Floodlight	148
	LED 27W Floodlight	149
	LED 45W Floodlight	150
Flashlight		
	Telescopic Magnetic Pick-Up Flashlight	164
	Aluminium Mini Flashlight	165
	LED Flashlight	165
Feeders - Grease		182
Foot Operated Grease Pump		185
Flexible Spout Measures		220
Funnels		
	Conical	227
	Fuel & Oil	227
	Smart	226
Fuel Meter		
	Digital Fuel	241
	Mechanical Diesel	240
	Mechanical Oval Gear	242
	In-Line Flow	243
	Digital Oval Gear	244
Fuel Control Nozzles		
	Automatic	245
	Manual	245
	Metered	246
Filter Wrench		248
Fuel Dispensing Kits		248
Fuel Filter		
	Spin On Cartridge Style	250
	High Flow 10 Micron	249
Faucet / Tap - Drum		260
Filter Regulator & Lubricator - 2 Pc		273
Filter Regulator Combination		279
G		
Gear Pullers		44
G Clamps - General Purpose		110
Gauges		
	Digital Depth Gauges	122
	Vernier Depth Gauges	123
	Digital Height Gauges	127
	Feeler Gauges	131
	Digital Pressure Gauge	272
Grease Gun		
	The Ultimate Lever Grease Gun	168
	Lever Grease Gun - Heavy Duty	168
	Lever Grease Gun - Heavy Duty (V Series)	169
	Lever Grease Guns (V Series)	169

	Lever Grease Gun - Super Value	170
	"Supa Lite" Lever Grease Gun	170
	Air Operated Grease Gun	172
	Pistol Grip Grease Gun	171
	Mini Lever Grease Gun	171
	Mini Pistol Grease Gun - Deluxe	172
	19.2V Battery Powered Grease Gun	173
Grease Gun Hoses		178
Grease Gun Steel Extensions		178
Grease Cartridge		179
Grease Fitting Set		179
Grease Fittings		180
Grease Fitting Thread Tester		181
Grease Feeders		182
Grease Pump		
	Bucket Grease Pumps	186
	Air Operated Grease Ratio Pumps 50:1	188
Grease Control Valve		
	Booster	193
	Professional	193
	Metered	194
H		
Hand sockets		
	Hand Sockets	9
	Hand Socket Sets in Metal Cases	21
	Hand Socket Sets in Blow Moulded Cases	22
	Hand Socket Sets on Rails	24
Hydraulic Bottle Jacks		45
Hexagon Key Sets		47
Hammers - Indestructible Handle		
	Club Hammers	95
	Sledge Hammers	96
	Copper Head Sledge Hammers	97
	Brass Head Sledge Hammers	98
	Machinist's Hammers - DIN 1041	99
	Ball Pein Hammers	100
	Claw Hammer	101
	Cross Pein Hammers	101
Brass Hammer		115
Hand Vices		109
Hacksaw Frames		
	Super Cut Hi-Tension Hacksaw	110
	Hacksaw Frame - Professional	111
	Handyman's Hacksaw	111
	Hacksaw Blades	112
Hand Riveters		
	2 Jaw Hand Riveter	116
	2 Jaw Lazy Tong Hand Riveter	117
	Nut Riveter Kit	117
Height Gauges - Digital		127
Head Light		
	LED 3W Professional Head Light (With Built-in Hand Sensor)	166
	LED Head Light	166
Hydraulic Couplers		
	Professional	174
	Standard	174
	360°	175
	Heavy Duty	175
High Volume Grease Ratio Pump System 50:1		190
Hydraulic Hoses		211
Hose Reels - Metal		222
Heavy Duty Steel Truck Drain		228

Heavy Duty Explosion Proof High Flow Electric Fuel Pumps	231
Heavy Duty Explosion Proof Electric Fuel Pumps	232
High Flow 10 Micron Fuel Filter	249
I	
Impact Sockets - Hex	26
Impact Socket Sets - Hex	28
Impact & Ratchet Wrenches	
3/8" Impact Wrench Standard	32
3/8" Impact Wrench - PRO+ Series	33
1/2" Impact Wrench - Standard	34
1/2" Impact Wrench - PRO Series	35
1/2" Impact Wrench - PRO+Series	36
3/4" Impact Wrench - Standard	37
1" Impact Wrench - Standard	38
3/8" Ratchet Wrench - Standard	40
1/2" Ratchet Wrench - Standard	41
Insta Drive Screwdriver With Retractable Bit Cartridge	51
Insulation Pliers	86
Indestructible Handle Hammers	
Club Hammers	95
Sledge Hammers	96
Copper Head Sledge Hammers	97
Brass Head Sledge Hammers	98
Machinist's Hammers - DIN 1041	99
Ball Pein Hammers	100
Claw Hammer	101
Cross Pein Hammers	101
Indicator	
Dial Test Indicators	129
Dial Indicators	130
Digital Indicators	130
Internal Dial Calipers	129
Industrial Duty Air Operated Oil Ratio Pump 6.5:1	203
Industrial Rotary Fuel Pumps	238
In-Line Flow Meter	243
J	
Junior Saw Frame	112
K	
Knurling Tool Holders	136
L	
LED Work Lights	
LED 15 W Floodlight	146
LED 15W Super Cool Floodlight	147
LED 18W Floodlight	148
LED 27W Floodlight	149
LED 45W Floodlight	150
LED 36W Light Bar	151
LED 72W Light Bar	152
LED 132W Light Bar	153
LED 9W Rechargeable Site Lamp	154
LED 9W Rechargeable Site Lamp With Magnetic Base	155
LED 15W Portable Lamp With Magnetic Base	156
LED 15W Rechargeable Site Lamp	157
LED 27W Site Lamp	158
LED 54W Site Lamp	159
LED 60 SMD Rechargeable Work Light	160
6W COB + 1W SMD LED Slim Rechargeable Work Light	162
7 SMD + 3W LED Lithium-ion Rechargeable Inspection Light	161

LED 200 SMD Rechargeable Underhood Work Light	164
LED Head Light	166
LED Flashlight With Telescopic Magnetic Pick-Up	164
4 Aluminium Mini Flash Lights	165
LED Flashlight	165
Lever Grease Gun	
The Ultimate Lever Grease Gun	168
Lever Grease Gun - Heavy Duty	168
Lever Grease Gun - Heavy Duty (V Series)	169
Lever Grease Guns (V Series)	169
Lever Grease Gun - Super Value	170
Lever Action Barrel Pump	195
Low Profile Drum Trolley	264
Lever Air Blow Guns (Pro Series)	270
M	
Machinist Scriber	133
Machinist's Squares	132
Mallet - Double Face Plastic	104
Magnetic Bases	135
Magnetic Vee Blocks	134
Maxilube® Air Operated 50:1 Grease Pump	192
Measures - Flexible Spout	220
Mechanical Diesel Meter	240
Mechanical Heavy Duty Oil Control Gun	217
Mechanical Oil Control Gun	214
Mechanical Oil Meter	212
Mechanical Oval Gear Fuel Meter	242
Mechanic's Tool Kit	78
Mechanic's Vices / Bench Vices	107
Metal Hose Reels	222
Meters	
DEF Digital Turbine Meter	251
Digital Oval Gear Fuel Meter	244
Electronic Oil Meter	213
In-Line Flow Meter	243
Milling Machine Vices - Super Precision	138
Mini Bowser - Diesel Refilling System	235
Mini Lever Grease Gun	171
Mini Pistol Grease Gun - Deluxe	172
Micrometers	
Outside	126
Digital	124
N	
Nylon Tool Bags	82
Nut Riveter Kit	117
Nozzles	
Fuel Control Nozzles - Automatic	245
Fuel Control Nozzles - Manual	245
Fuel Control Nozzles - Metered	246
Nylon Chemical Pump	256
O	
Oil Filter Wrench	43
Outside Micrometers	126
Oil Pump	
Lever Action Barrel Pump	195
Rotary Barrel Pump (V Series)	195
Stainless Steel Rotary Drum Pump	196
Ezee Flow Pump	197
Bucket Oil Pumps (V Series)	198
Bucket Oil Pump With Meter	198

Trolley Mounted Oil Pump Kits	199
Air Operated Stainless Steel Pump	200
Air Operated Oil Ratio Pumps	200
Air Operated Plastic Transfer Pump	202
Industrial Duty Air Operated Oil Ratio Pump 6.5:1	203
3:1 Air Operated Bucket Oil Ratio Pumps	204
Portable Oiling System	204
OILMASTER® Air Operated 5:1 Oil Pump	205
r-Series™ Industrial Air Operated Oil Pump	206
Waste Oil Evacuation Kits	207
Air Operated Double Diaphragm Pump	208
Electric Oil Pump	210
Electric Waste Oil Pump	225
Oil Control Gun	
Mechanical Oil Control Gun	214
Electronic Oil Control Gun	215
Electronic Pre-Set Oil Control Gun	216
Mechanical Heavy Duty Oil Control Gun	217
Oil Control Guns	218
Oil Cans (V Series)	219
One Touch Air Line Fitting	272
Oil Meter	
Mechanical Oil Meter	212
Electronic Oil Meter	212
P	
Pumps	
3:1 Air Operated Bucket Oil Ratio Pumps	204
Air Operated Plastic Transfer Pump	202
Air Operated Grease Ratio Pumps 50:1	188
Air Operated Oil Ratio Pumps	200
Air Operated Stainless Steel Pump	200
Bucket Grease Pumps	184
Bucket Oil Pump with Meter	198
Bucket Oil Pumps (V Series)	198
Continuous Duty Electric Diesel Pump	234
Diaphragm / Bilge Pump	258
Electric Diesel Pumps Base Mount	236
Electric Oil Pump	210
Electric Waste Oil Pump	225
Ezee Flow Pump	197
Foot Operated Grease Pump	185
Heavy Duty Explosion Proof Electric Fuel Pumps	231
Heavy Duty Explosion Proof High Flow Electric Fuel Pumps	232
High Volume Grease Ratio Pump System 50:1	190
Industrial Duty Air Operated Oil Ratio Pump 6.5:1	203
Industrial Rotary Fuel Pumps	238
Lever Action Barrel Pump	195
Maxilube® Air Operated 50:1 Grease Pump	192
Nylon Chemical Pump	256

OILMASTER® Air Operated 5:1 Oil Pump	205
Plastic Lever Pump	257
Siphon Pumps	259
Punch	
Automatic Centre Punch	105
Centre Punches Round Head	105
Pliers	
Circlip Pliers	87
Insulation Pliers	86
Water Pump Pliers	88
Pear Head Ratchet Handle	20
Penetrating Rust Solvent Spray	280
Pistol Grip Grease Gun	171
Piston Ring Compressors	43
Polyurethane Coil Hose	271
Portable Greasing System (Macnaught)	192
Portable Greasing System - Manual	184
Portable Oiling System	204
Portable Workstations	60
Professional Ratcheting Torque Wrenches	54
Push Through Ratchet Handle	19
Q	
Quick Dis-connect Hydraulic Coupler	176
R	
Riveter	
2 Jaw Hand Riveter	116
2 Jaw Lazy Tong Hand Riveter	117
Nut Riveter Kit	117
Reciprocating Air Compressor	
Belt Driven	265
Direct Drive	268
Ratchets	
Slim Line Ratchet Handles	18
Push Through Ratchet Handle	19
Round Head Ratchet Handle	19
Dual Drive Ratchet Handles	20
Pear Head Ratchet Handle	20
r-Series™ Industrial Air Operated Oil Pump	206
Radius Gauges	131
Rapidflo™ Rotary Fuel Transfer Pump	239
Retra Knife	91
Retra Lite	53
Retractable Utility Knife	92
Retracta® Auto Rewind Hose Reels	224
Reversible Ratcheting Spanners	84
Roll Head Pry Bars	42
Rotary Barrel Pump (V Series)	195
Rotary Booster Pump 3:1	239
Rotary Chemical Pump	256
Rust Preventive Lubricant Spray	278
Rust Remover Gel	277
S	
Socket Accessories	15
Slim Line Ratchet Handles	18
Screw Extractor Set	43
Screwdrivers	
Retra Drive	52
Screwdrivers Hex Shank	50
Insta Drive	51
Retra Lite	53
Slogging Wrenches	85
Self Locking Pliers	89

Steel Stamps	106
Super Cut Hi-Tension Hacksaw	110
Spring Calipers & Dividers	133
Sine Vices - Super Precision	141
Site Lamps	
LED 9W Rechargeable Site Lamp	154
LED 9W Rechargeable Site Lamp With Magnetic Base	155
LED 15W Rechargeable Site Lamp	157
LED 27W Site Lamp	158
LED 54W Site Lamp	159
"Supa Lite" Lever Grease Gun	170
Stainless Steel Rotary Drum Pump	196
Smart Funnels	220
Submersible Diesel Pumps	237
T	
Tyre Levers	42
Torque Tools	
Professional Ratcheting Torque Wrenches	54
Classic Torque Wrenches	56
Aluminium Torque Wrenches	57
Torque Multipliers	58
Tool Cart	59
Tool Chest	59
Tool Assortments	67
Tool Box	
Aluminium Tool Box	77
5 Tray Cantilever Tool Box	80
Tool Kits	
Universal Tool Kit - 154 Piece	62
Mechanic's Tool Kit	78
5 Tray Cantilever Tool Box with Tools	81
Automotive Tools Kit - 84 Piece	64
Automotive Tools Kit - 65 Piece	66
Tap Wrenches T Handle Type	114
Tap & Die Sets	115
The Seeker 8:1 Mid Range Infrared Thermometer	144
The Ultimate Lever Grease Gun	168
Trolley Mounted Grease Pump Kits	191
Trolley Mounted Oil Pump Kits	199
Transfer Gun	219
Truck Drain	
Heavy Duty Steel Truck Drain	228
Truck Drain	229
Tyre Inflator Gauge for Cars	274
Tyre Inflator Gauge for Trucks	275
U	
Universal Tool Kit - 154 Piece	62
V	
Vices	
Engineer's Steel Bench Vices	107
Mechanic's Vices / Bench Vices	107
Drill Press Vices - Precision	108
Drill Press Vices - Unigrip	108
Tool Marker's Steel Vice - Super Precision	137
Milling Machine Vices - Super Precision	138
Angular Machine Vices - Super Precision	139
3 Way Tilting Vices - Super Precision	140
Hand Vices	109
Sine Vices - Super Precision	141
Vernier Calipers	120

Vernier Depth Gauges	123
Video Borescope -	142
Video Inspection System	
Video Borescope -	143
Wireless Video Inspection System	
W	
Wrenches	
3/8" Impact Wrench Standard	32
3/8" Impact Wrench Pro+ Series	33
1/2" Impact Wrench Standard	34
1/2" Impact Wrench Pro Series	35
1/2" Impact Wrench Pro+Series	36
3/4" Impact Wrench Standard	37
1" Impact Wrench Standard	38
3/8" Ratchet Wrench Standard	40
1/2" Ratchet Wrench Standard	41
Oil Filter Wrench	43
Classic Torque Wrenches	56
Professional Ratcheting Torque Wrenches	54
Aluminium Torque Wrenches	57
Adjustable Pipe Wrenches - Stillson Pattern	89
Adjustable Wrenches	90
Adjustable Tap & Reamer Wrenches Bar Type	113
Filter Wrench	248
Drum Wrench	262
Work lights	
LED 60 SMD Rechargeable Work light	160
6W COB + 1W SMD LED Slim Rechargeable Work Light	162
LED 200 SMD Rechargeable Underhood Work light	164
Waste Oil Evacuation Kits	207
Waste Oil Drain - Pressurized	226
Waste Oil Drain - Gravity Feed	227
Water Pump Pliers	88

MERCHANDISING SOLUTIONS



D5
pg 183



D7
pg 103



D1
pg 202



D6
pg 109

D12
pg 103



D2
pg 202

GET IN TOUCH WITH US!

GROZ has an extensive sales team across India, to help you out with any query related to product, application or installation.

AREA	EMAIL ADDRESS
NORTH	
Bhiwadi	grozgurgaon6@groz-tools.com
Chandigarh	grozchandigarh@groz-tools.com
Delhi	grozgurgaon5@groz-tools.com
Faridabad	grozgurgaon1@groz-tools.com
Ghaziabad	grozghaziabad@groz-tools.com
Gurugram	grozgurgaon3@groz-tools.com
Indore	grozindore@groz-tools.com
Jaipur	grozjaipur@groz-tools.com
Lucknow	grozlucknow@groz-tools.com
Ludhiana	grozludhiana@groz-tools.com
Rudrapur	grozrudrapur@groz-tools.com
Satna	grozsatna@groz-tools.com
Udaipur	grozudaipur@groz-tools.com
EAST	
Durgapur	grozdurgapur@groz-tools.com
Bhubaneshwar	grozorissa@groz-tools.com
Guwahati	grozguwahati@groz-tools.com
Jamshedpur	grozjamshedpur@groz-tools.com
Kolkata	grozkolkata@groz-tools.com
Raipur	grozraipur@groz-tools.com
WEST	
Ahmedabad	grozahmedabad@groz-tools.com
Mumbai	grozpune2@groz-tools.com
Nagpur	groznagpur@groz-tools.com
Pune	grozpune1@groz-tools.com
Rajkot	grozrajkot@groz-tools.com
SOUTH	
Bengaluru	grozbengaluru@groz-tools.com
Chennai	grozchennai@groz-tools.com
Coimbatore	grozcoimbatore@groz-tools.com
Hyderabad	grozhyderabad@groz-tools.com
Vijayawada	grozvijayawada@groz-tools.com

For any service related queries, write to us at

care.dom@groz-tools.com

INDUSTRIES WE SERVE

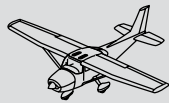
AGRICULTURE



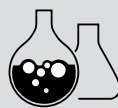
AUTOMOTIVE




AVIATION



CHEMICAL



CONSTRUCTION



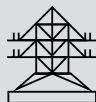
CEMENT



DIY




ELECTRICAL



INDUSTRIAL



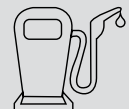
MARINE



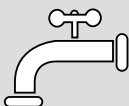
MINING



OIL & GAS



PLUMBING



RAILWAY



STEEL



WELDING



WOODWORKING



WORKSHOP



TERMS & CONDITIONS

Technical Data: All drawings, weights, dimensions, the descriptions & illustrations contained in the company's catalogues are only approximate and intended merely to give a general description of the goods described therein.

Specifications: Whilst every effort has been made to ensure accuracy of information given in this catalogue at the time of going to print, April 2018, our policy of continuous improvement determines the right to change specifications without notice. Customers must ensure that goods are suitable for the purpose intended.

Delay in Delivery: Delay in completion of work, delivery or in case of a contract for delivery by installments, delay in delivery of an installment shall not give rise to any liability upon the company whether or not any time of date is given in this respect and shall not entitle the customer to terminate the contract.

Liability: All goods are guaranteed to do the work for which they are designed. If the goods or any part thereof are defective solely as a result of faulty materials or workmanship of the company, the company's liability shall be limited, at its discretion either to replacing such goods or the defective parts. But no such liability shall arise unless notification of any defect is received by the company in writing within 90 days from the receipt of goods by the buyer and the allegedly defective goods are thereafter returned to the company carriage paid with appropriate pre-notification.

Indemnity: The customer shall indemnify the company against all claims in respect of any loss, injury or damage sustained by a third party arising from the sales of the goods to the buyer how so ever caused and also against all actions, proceedings, costs, claims, demands and expenses made, brought or claimed against the company in respect of the infringement of any patent, trademark or registered design.




**Groz Engineering Tools (P) Ltd.
Groz Net Industries**

Village Kherki Daula, National Highway-8
Gurugram -122001, Haryana, INDIA
TEL +91.124.282.7734 / 282.7740 / 282.7777
FAX +91.124.282.7980 / 221.7986
E-MAIL india@groz-tools.com
URL www.groz-tools.com

CONNECT WITH US!



For circulation in INDIA & SAARC Nations

The GROZ name, GROZ logo and the  mark are trademarks of Groz Engineering Tools (P) Ltd., India